

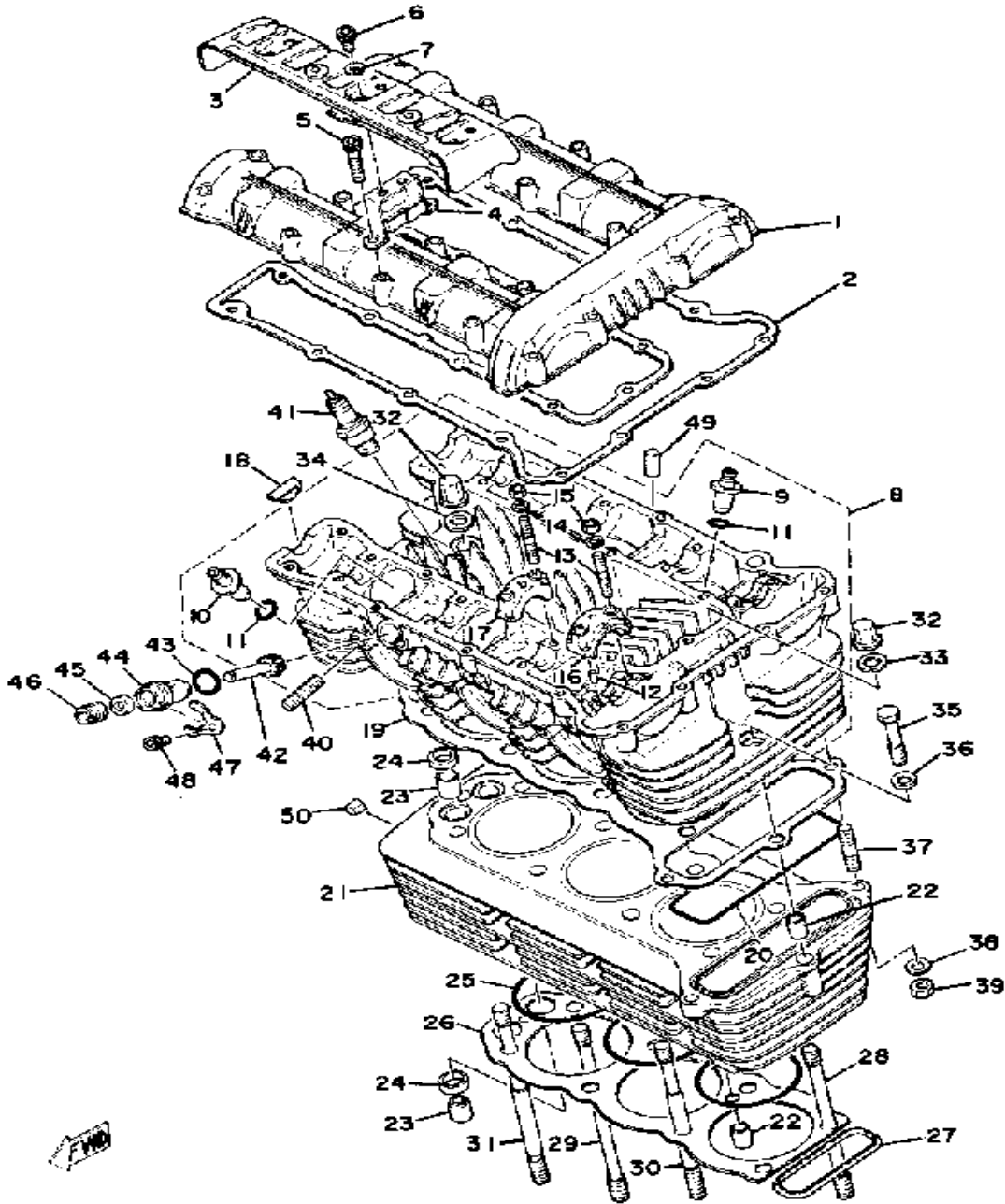
YAMAHA

GENUINE

PARTS CATALOGUE

MOTORCYCLE

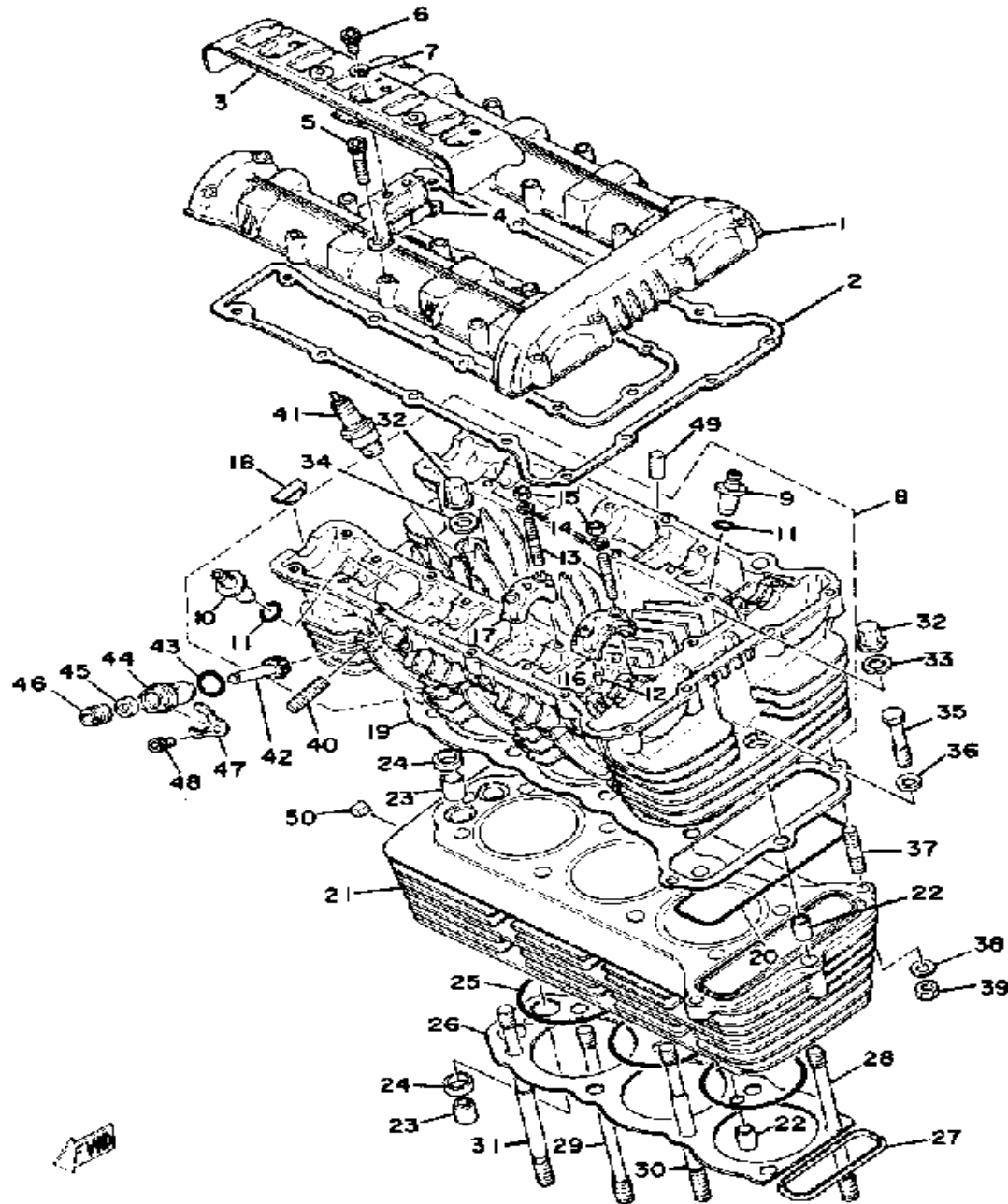
CYLINDER HEAD - CYLINDER



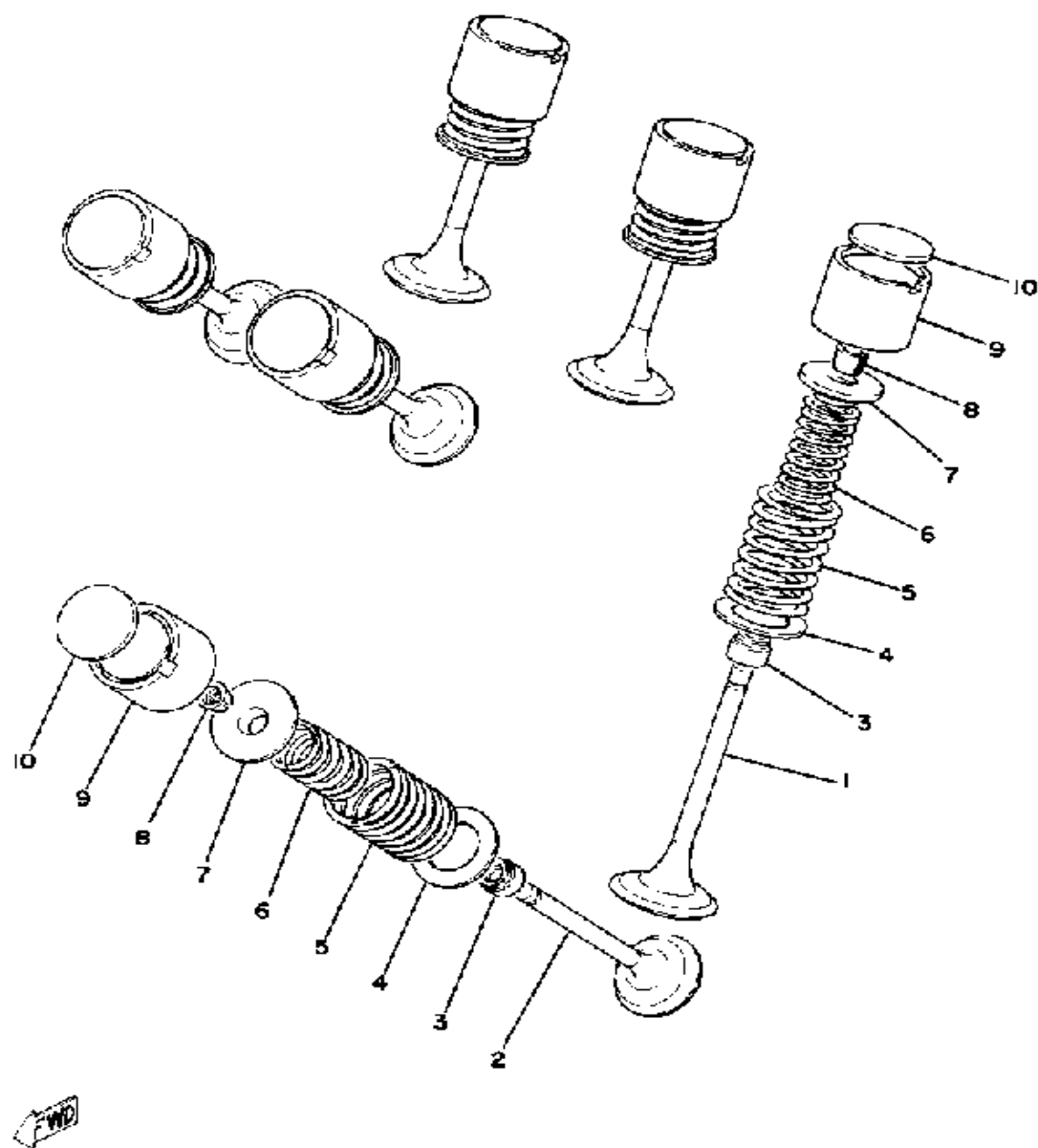
Ref. No.	Part Number	Description	Qty	Remarks
1	1J7-11191-00-00	COVER, CYLINDER.HEAD 1 ..	1	
2	1J7-11193-00-00	GASKET, HD.COVER 1	1	
3	1J7-11192-03-00	COVER, CYLINDER.HEAD 2 ..	1	
4	1J7-11183-01-00	BRACKET, CAMSHAFT 1	3	
5	91316-06035-00	BOLT	21	
6	91316-06014-00	BOLT, SOCKET HEAD	6	
7	92906-06600-00	WASHER	6	
8	(2F3-00000-20-00)	GSKTKT XS750E/F		SEE GRID H-1 FOR KIT COMPONENT
	(2F3-11110-00-00)	CYLINDER HEAD ASSEMBLY ..	1	
9	1J7-11133-10-00	. GDE, INTK VLV 1 O/S	3	
10	1J7-11134-10-00	. GDE, EXST VLV 1 O/S	3	
11	93210-11313-00	. O-RING	6	
12	93603-09004-00	. PIN, DOWEL	4	
13	90116-06228-00	. BOLT, STUD	16	
14	90201-06431-00	. WASHER, PLATE (90201-06037-00)	16	
15	95380-06600-00	. NUT	16	
16	1J7-12173-10-00	. CAP, CAMSHAFT 1	2	
17	1J7-12183-10-00	. CAP, CAMSHAFT 2	6	
18	1J7-11138-00-00	PLUG	2	
19	2F3-11181-00-00	GASKET, CYLINDER HEAD 1 ..	1	
20	1J7-11355-00-00	SEAL, CYLINDER 1	1	
21	(1J7-11310-00-00)	CYLINDER	1	
22	99530-10014-00	PIN, DOWEL	4	
23	99530-14016-00	PIN, DOWEL	4	
24	(2F3-00000-20-00)	GSKTKT XS750E/F		SEE GRID H-1 FOR KIT COMPONENT
	1J7-11357-00-00	SEAL, CYLINDER 3	4	
25	93210-74316-00	O-RING	3	

CONTINUED ON NEXT FRAME ➤

CYLINDER HEAD - CYLINDER



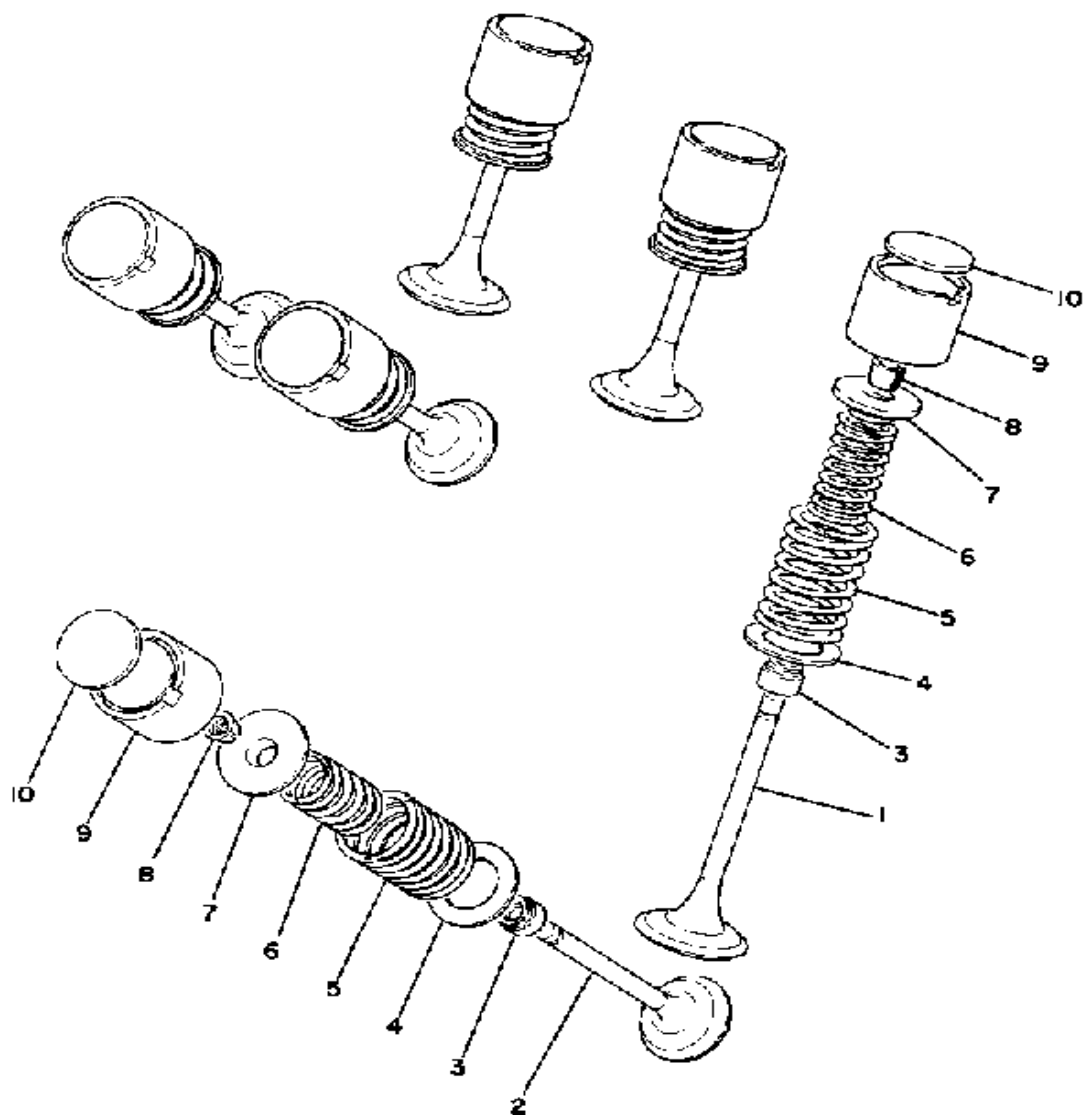
Ref. No.	Part Number	Description	Qty	Remarks
26	1J7-11351-02-00	GASKET, CYLINDER	1	
27	1J7-11356-00-00	SEAL, CYLINDER 2	1	
28	90116-10273-00	BOLT, STUD	3	M10-154L
29	90116-10274-00	BOLT, STUD	1	M10-177L
30	2F3-11363-00-00	BOLT, CYLINDER HOLDING 3 .	2	M10-154L
31	2F3-11364-00-00	BOLT, CYLINDER HOLDING 4 .	2	M10-177L
32	90176-10049-00	NUT, CROWN	8	
33	90201-10124-00	WASHER, PLATE	6	
34	90201-10131-00	WASHER, PLATE	2	
35	97313-08045-00	BOLT	2	
36	90201-084G3-00	WASHER, PLATE	2	
37	90116-08161-00	BOLT, STUD	2	
38	90201-084G3-00	WASHER, PLATE	2	
39	95333-08600-00	NUT	2	
40	90116-08271-00	BOLT, STUD	6	
41	CMP-N7YC0-00-00	CHAMPION N7YC 4PK	3	U.R.
	NGK-BP7ES-00-00	PLUG, SPARK (NGK BP-7ES) .	3	U.R.
42	(2F3-00000-20-00)	GSKTKT XS750E/F		SEE GRID H-1 FOR KIT COMPONENT
	1J7-17841-00-00	GEAR, DRIVEN	1	
43	93210-15171-00	O-RING	1	
44	2F3-17811-00-00	HOUSING, TACH GEAR	1	
45	93104-07036-00	OIL SEAL, SO-TYPE	1	
46	256-17848-00-00	ADAPTER	1	
47	1J7-17812-00-00	STOPPER	1	
48	91316-06012-00	BOLT, SOCKET HEAD	1	
49	16G-13569-00-00	PLUG, BLIND	1	
50	434-11161-00-00	ABSORBER 1	29	



VALVE

Ref. No.	Part Number	Description	Qty	Remarks
1	1J7-12111-01-00	VALVE, INTAKE 1	3	
2	12R-12121-00-00	VALVE, EXHAUST	3	
3	1J7-12119-01-00	SEAL, VALVE STEM	6	
4	1J7-12116-00-00	SEAT, VALVE SPRING	6	
5	90501-39414-00	SPRING, COMPRESSION	6	
6	90501-28415-00	SPRING, COMPRESSION	6	
7	2F3-12117-00-00	RETAINER, VALVE SPRING ..	6	
8	1J7-12118-00-00	COTTER, VALVE	12	
9	31A-12153-00-E0	LIFTER, VALVE (4H7-12153-01)	6	
10	1J7-12169-01-00	PAD, ADJUSTING 2.00 (2.00) ..	6	U.R.
	1J7-12169-11-00	PAD, ADJUSTING 2.05 (2.05) ..	6	U.R.
	1J7-12169-21-00	PAD, ADJUSTING 2.10 (2.10) ..	6	U.R.
	1J7-12169-31-00	PAD, ADJUSTING 2.15 (2.15) ..	6	U.R.
	1J7-12169-41-00	PAD, ADJUSTING 2.20 (2.20) ..	6	U.R.
	1J7-12169-51-00	PAD, ADJUSTING 2.25 (2.25) ..	6	U.R.
	1J7-12169-61-00	PAD, ADJUSTING 2.30 (2.30) ..	6	U.R.
	1J7-12169-71-00	PAD, ADJUSTING 2.35 (2.35) ..	6	U.R.
	1J7-12169-81-00	PAD, ADJUSTING 2.40 (2.40) ..	6	U.R.
	1J7-12169-91-00	PAD, ADJUSTING 2.45 (2.45) ..	6	U.R.
	1J7-12169-A1-00	PAD, ADJUSTING 2.50 (2.50) ..	6	U.R.
	1J7-12169-E1-00	PAD, ADJUSTING 2.55 (2.55) ..	6	U.R.
	1J7-12169-F1-00	PAD, ADJUSTING 2.60 (2.60) ..	6	U.R.
	1J7-12169-G1-00	PAD, ADJUSTING 2.65 (2.65) ..	6	U.R.
	1J7-12169-H1-00	PAD, ADJUSTING 2.70 (2.70) ..	6	U.R.
	1J7-12169-J1-00	PAD, ADJUSTING 2.75 (2.75) ..	6	U.R.
	1J7-12169-K1-00	PAD, ADJUSTING 2.80 (2.80) ..	6	U.R.
	1J7-12169-L1-00	PAD, ADJUSTING 2.85 (2.85) ..	6	U.R.
	1J7-12169-M1-00	PAD, ADJUSTING 2.90 (2.90) ..	6	U.R.
	1J7-12169-N1-00	PAD, ADJUSTING 2.95 (2.95) ..	6	U.R.

CONTINUED ON NEXT FRAME ➤

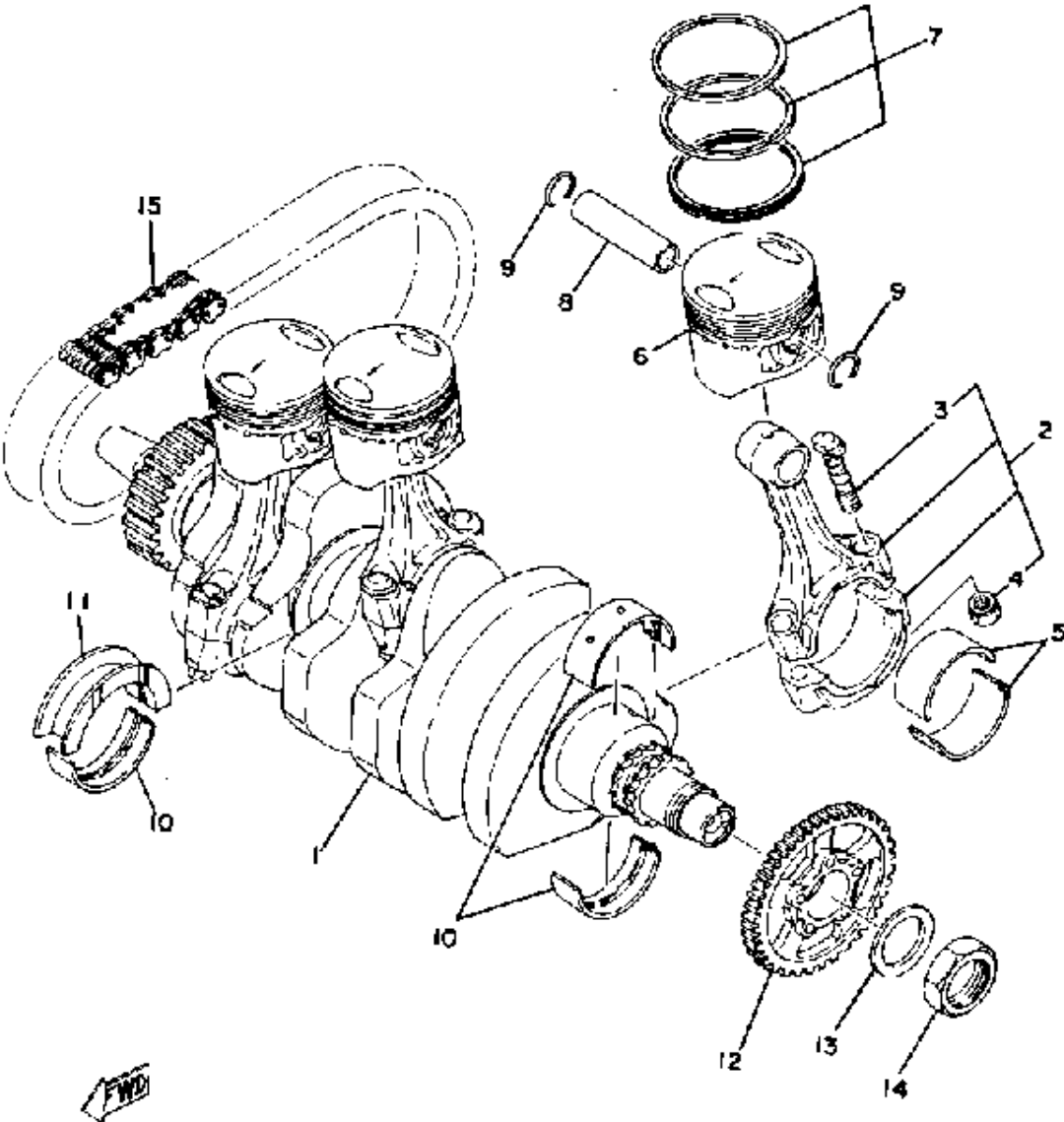


VALVE

Ref. No.	Part Number	Description	Qty	Remarks
10	1J7-12169-R1-00	PAD, ADJUSTING 3.00 (3.00) ..	6	U.R.
	1J7-12169-T1-00	PAD, ADJUSTING 3.05 (3.05) ..	6	U.R.
	1J7-12169-U1-00	PAD, ADJUSTING 3.10 (3.10) ..	6	U.R.
	1J7-12169-V1-00	PAD, ADJUSTING 3.15 (3.15) ..	6	U.R.
	1J7-12169-W1-00	PAD, ADJUSTING 3.20 (3.20) ..	6	U.R.



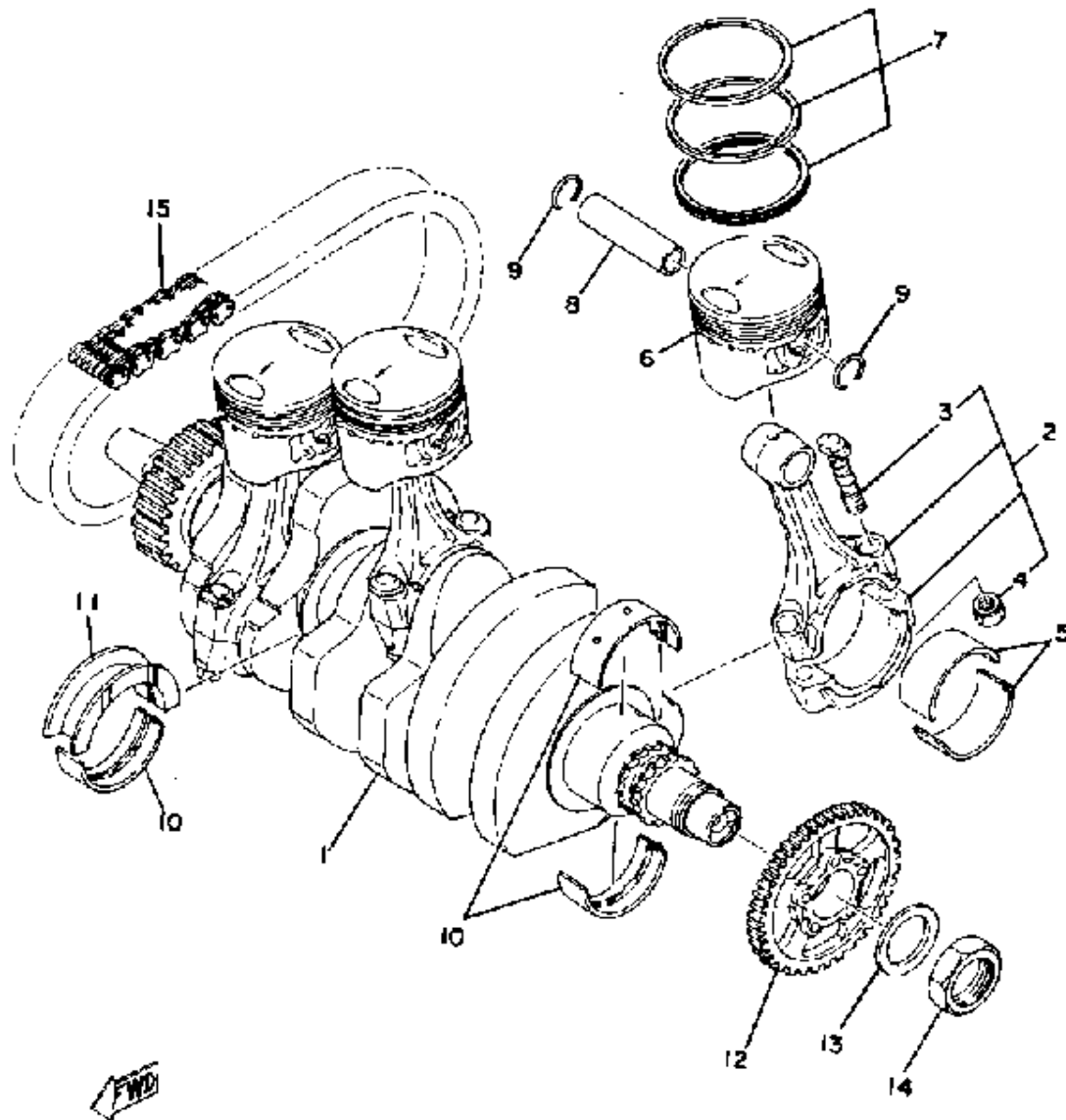
CRANK - PISTON



Ref. No.	Part Number	Description	Qty	Remarks
1	2K3-11411-09-00	CRANKSHAFT	1	
2	1J7-Y1165-01-00	CONNECTING ROD ASSEMBLY	3	
3	1J7-11654-00-00	. BOLT, CON ROD	6	
4	90170-09192-00	. NUT, HEXAGON	6	
5	2F3-11656-00-00	PLANE BRNG, CON ROD	6	U.R. BLUE
	2F3-11656-10-00	PLANE BRNG, CON ROD	6	U.R. BLACK
	2F3-11656-20-00	PLANE BRNG, CON ROD	6	U.R. BROWN
	2F3-11656-30-00	PLANE BRNG, CON ROD	6	U.R. GREEN
	2F3-11656-40-00	PLANE BRNG, CON ROD	6	U.R. YELLOW
6	(2F3-11637-04-00)	PISTON 3 O/S 0.5	3	ALTERNATE PART
	(2F3-11638-04-00)	PISTON 4 O/S 1.0	3	ALTERNATE PART
	2F3-11631-04-96	PISTON STD	3	
	2F3-11635-04-00	PISTON 1 O/S 0.5	3	ALTERNATE PART
	2F3-11636-04-00	PISTON 2 O/S 0.0	3	ALTERNATE PART
7	(2F3-11610-33-00)	PISTON RINGSET 3RD	3	ALTERNATE PART
	2F3-11610-03-00	PISTON RINGSET STD (2F3-11610-02)	3	
	2F3-11610-13-00	PISTON RINGSET 1ST (2F3-11610-12)	3	ALTERNATE PART
	2F3-11610-23-00	PISTON RINGSET 2ND (2F3-11610-22)	3	ALTERNATE PART
	2F3-11610-43-00	PISTON RINGSET 4TH (2F3-11610-42)	3	ALTERNATE PART
8	1J7-11633-00-00	PIN, PISTON	3	
9	90468-12069-00	CLIP	6	
10	1J7-11416-10-00	PLANE BRNG, CRSF 1	7	U.R. BLACK
	1J7-11416-10-00	PLANE BRNG, CRSF 1	7	U.R. BLUE
	1J7-11416-20-00	PLANE BRNG, CRSF 1	7	U.R. BROWN
	1J7-11416-30-00	PLANE BRNG, CRSF 1	7	U.R. GREEN
	1J7-11416-40-00	PLANE BRNG, CRSF 1	7	U.R. YELLOW

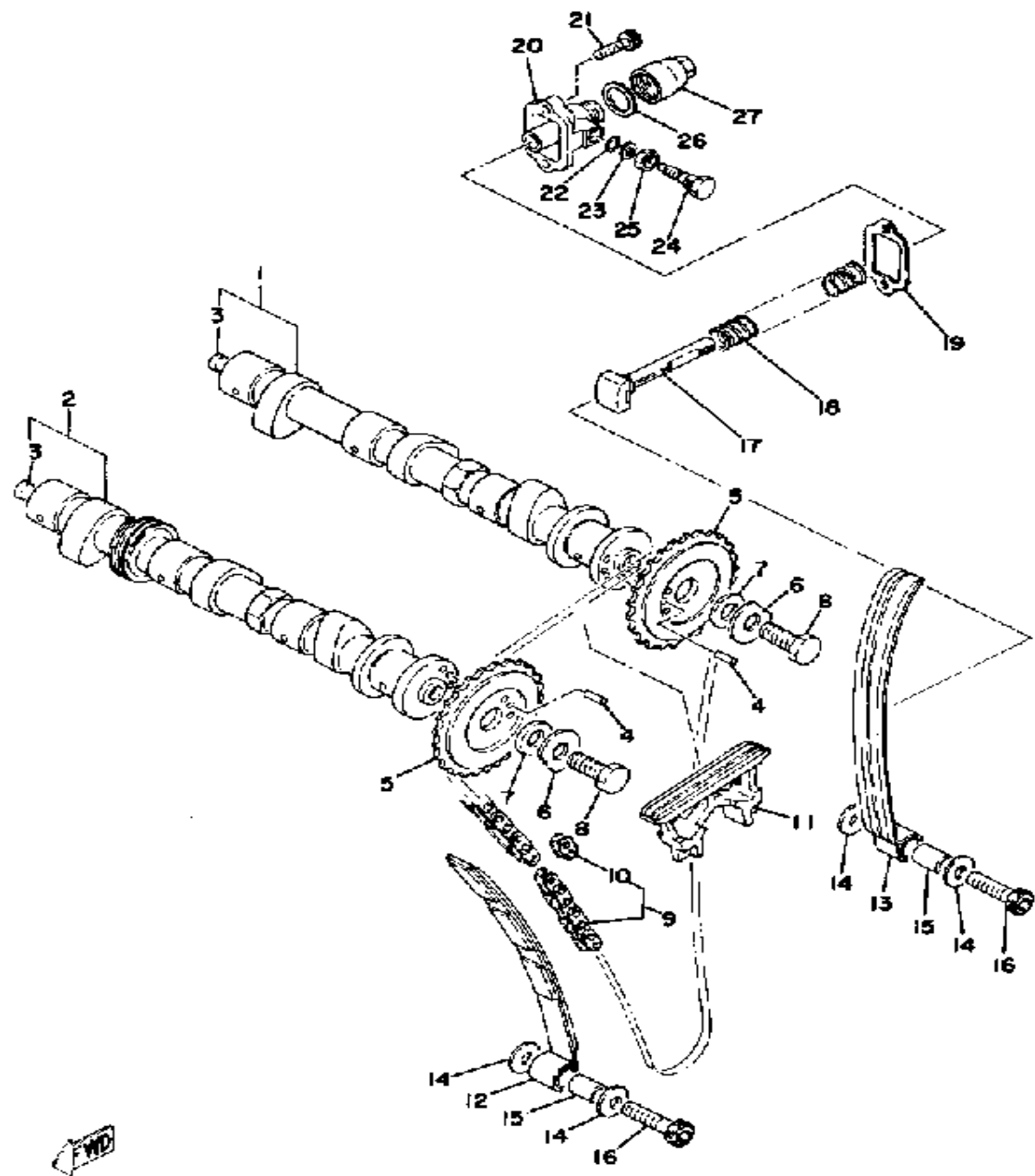
CONTINUED ON NEXT FRAME ➤

CRANK - PISTON



Ref. No.	Part Number	Description	Qty	Remarks
11	(1J7-11417-30-00)	PLANE BRNG, CRSF 2	1	U.R. BROWN
	(1J7-11417-30-00)	PLANE BRNG, CRSF 2	1	U.R. GREEN
	(1J7-11417-40-00)	PLANE BRNG, CRSF 2	1	U.R. YELLOW
	1J7-11417-00-00	PLANE BRNG, CRSF 2	1	U.R. BLUE
	1J7-11417-10-00	PLANE BRNG, CRSF 2	1	U.R. BLACK
12	(1J7-13324-00-00)	GEAR, PUMP DRIVE	1	
13	90201-26600-00	WASHER, PLATE	1	
14	(90170-26191-00)	NUT, HEXAGON	1	
15	1J7-16139-04-00	CHAIN, PRIMARY	1	

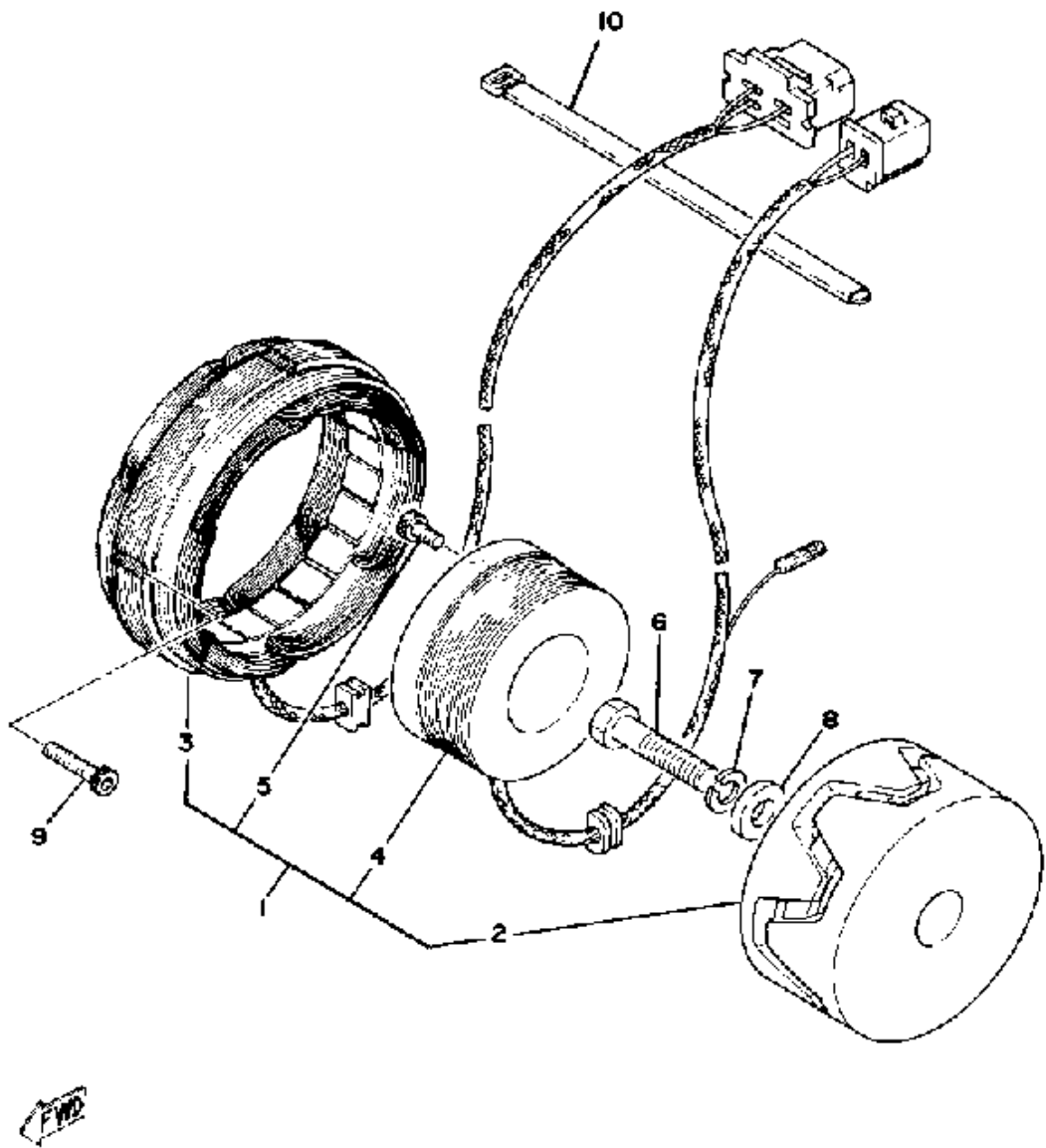
CAMSHAFT - CHAIN TENSIONER

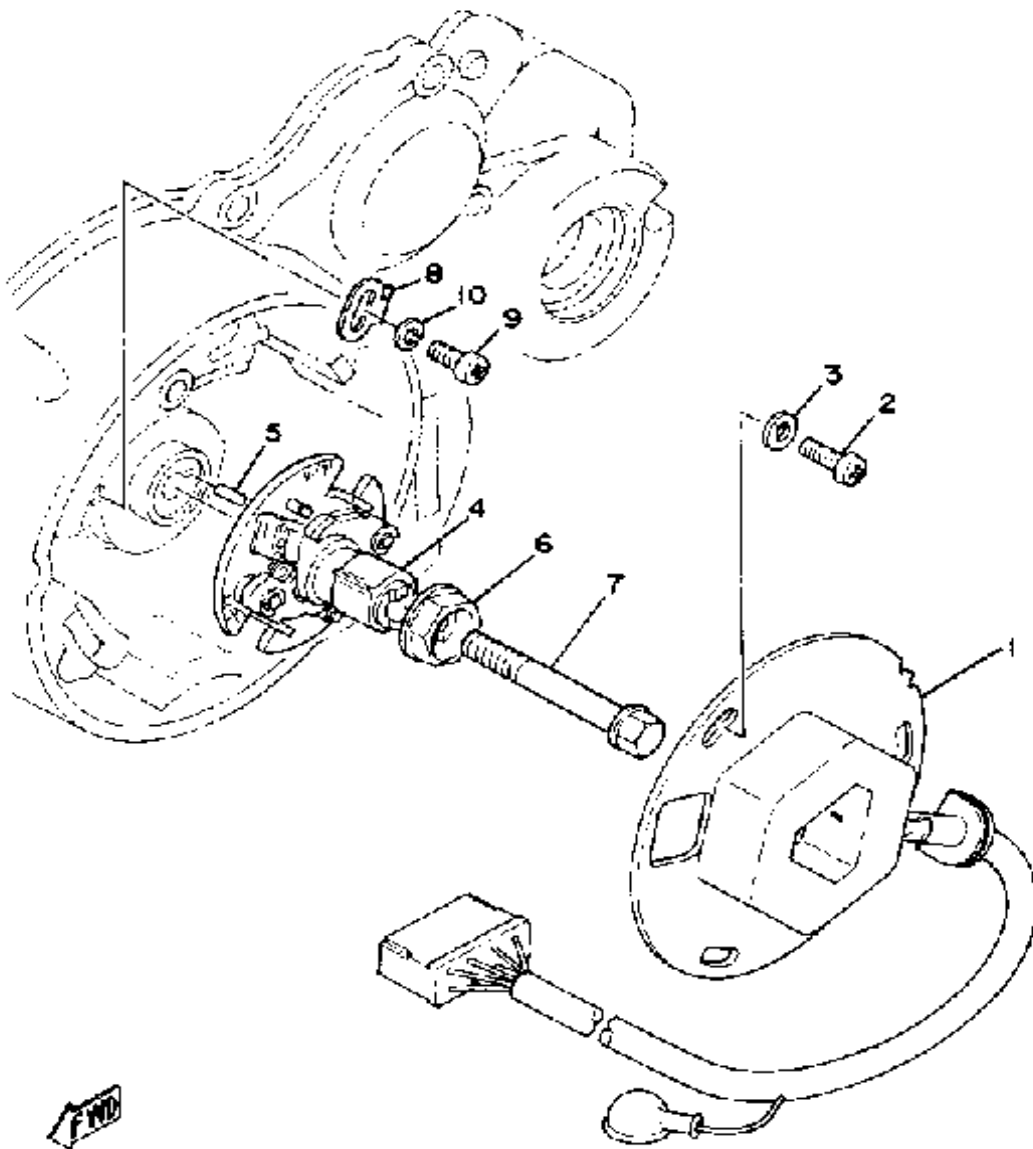


Ref. No.	Part Number	Description	Qty	Remarks
1	(3J2-12171-00-00)	CAMSHAFT 1	1	
2	(1T5-12181-00-00)	CAMSHAFT 2	1	
3	(90331-10011-00)	PLUG, TIGHT	2	
4	93604-10010-00	PIN, DOWEL	2	
5	1J7-12176-01-00	SPROCKET, CAM CHAIN	2	
6	(90209-10149-00)	WASHER, SPEC'L SHAP	2	
7	(90201-10596-00)	WASHER, PLATE	2	
8	97011-10025-00	BOLT	2	
9	94500-02124-00	CHAIN	1	
10	94600-02001-00	. JOINT, CHAIN (BF05M)	1	
11	1J7-12241-00-00	GUIDE, STOPPER 2	1	
12	1J7-12251-01-00	DAMPER, CHAIN 1 (1J7-12251-00)	1	
13	1J7-12252-00-00	DAMPER, CHAIN 2	1	
14	90201-06066-00	WASHER, PLATE	4	
15	90387-06540-00	COLLAR	2	
16	91316-06035-00	BOLT	2	
17	1J7-12217-00-00	ROD, CHN TENSIONER	1	
18	90501-16417-00	SPRING, COMPRESSION	1	
19	1J7-12213-00-00	GASKET, TENSNR CASE	1	
20	2G2-12212-00-00	CASE, CHAIN TENSNR	1	
21	91316-06020-00	BOLT, SOCKET HEAD	2	
22	93210-06632-00	O-RING	1	
23	92901-06600-00	WASHER	1	
24	90109-08442-00	BOLT	1	
25	95303-08700-00	NUT	1	
26	90430-16152-00	GASKET	1	
27	1J7-12215-01-00	CAP, TENSIONER CASE	1	

A - C - GENERATOR

Ref. No.	Part Number	Description	Qty	Remarks
1	(1J7-81600-50-00)	AC GENERATOR ASSEMBLY .	1	
2	(1J7-81650-10-00)	ROTOR ASSEMBLY	1	
3	1J7-81610-50-00	. STATOR ASSEMBLY	1	
4	1J7-81660-10-00	. FIELD COIL ASSEMBLY	1	
5	91316-06012-00	. BOLT, SOCKET HEAD	3	
6	90101-10188-00	BOLT	1	
7	92990-10100-00	WASHER, SPRING	1	
8	90201-102J5-00	WASHER, PLATE	1	
9	90110-06138-00	BOLT, HEX SKT HEAD	4	
10	341-26397-01-00	BAND	2	

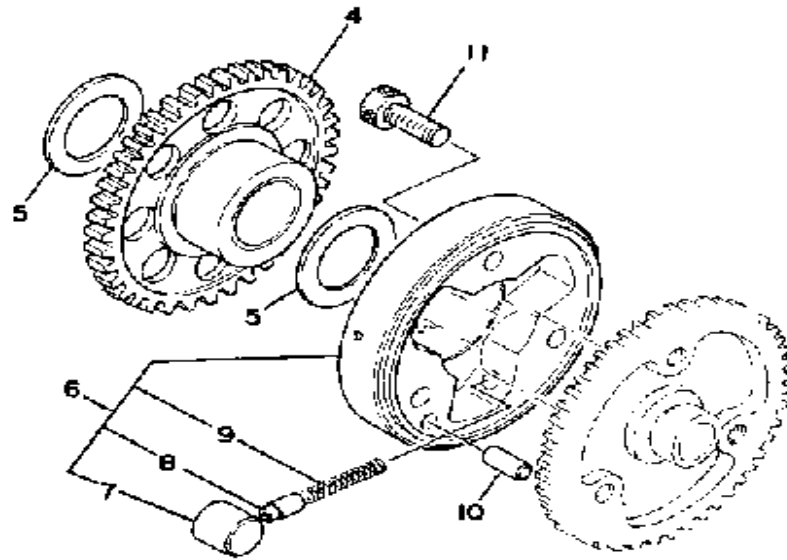
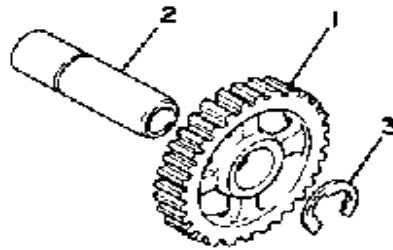
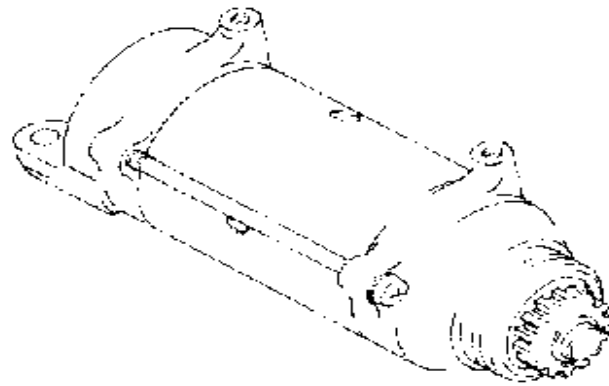




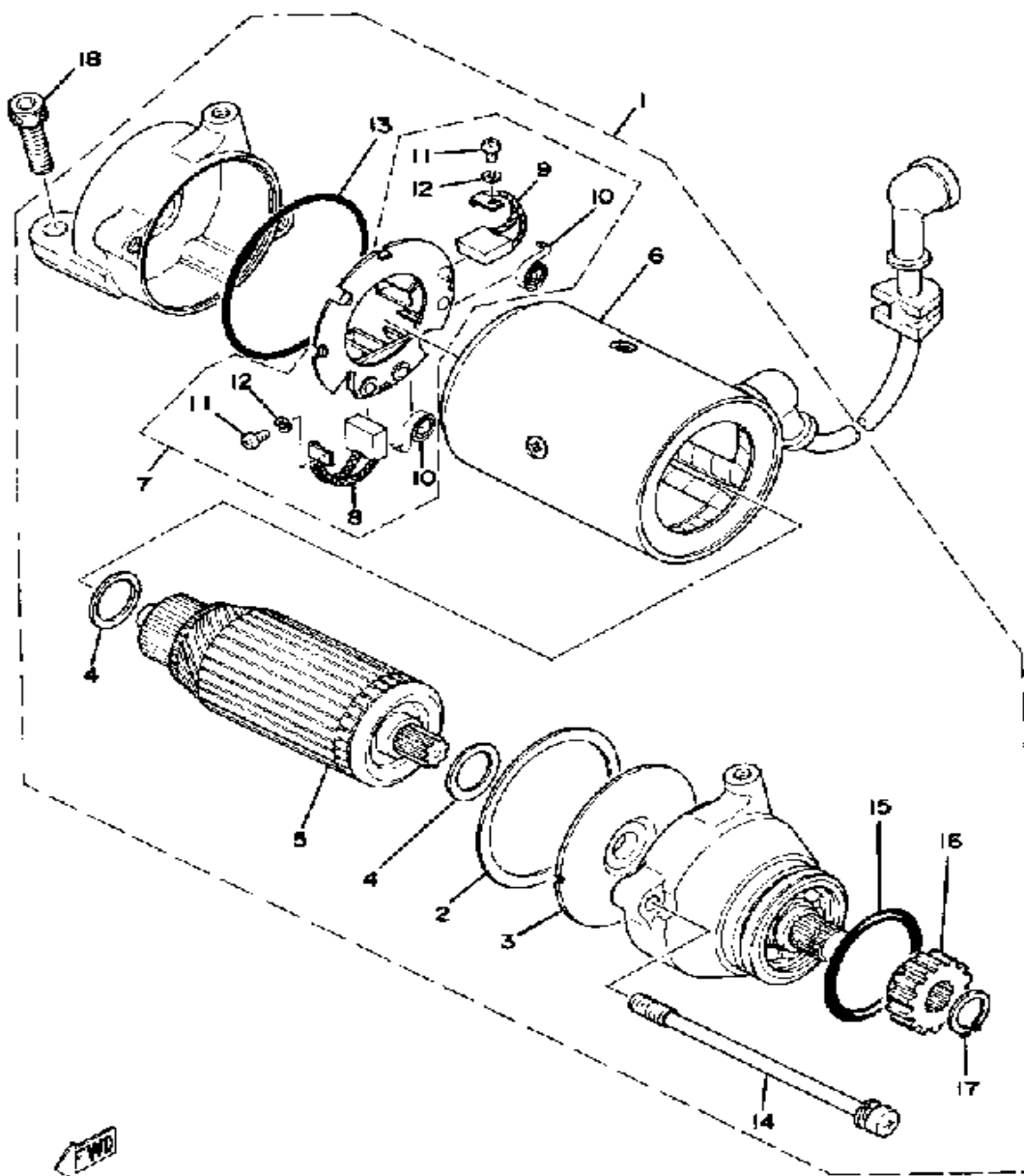
PULSER - GOVERNOR

Ref. No.	Part Number	Description	Qty	Remarks
1	2F3-81671-10-00	BASE, PICKUP	1	
2	98503-06014-00	SCREW, PAN HEAD (92502-06016)	3	
3	92990-06200-00	WASHER	3	
4	(2F3-81653-11-00)	GOVERNOR ASSEMBLY	1	
5	93604-08071-00	PIN, DOWEL	1	
6	2F3-81655-00-00	WASHER	1	
7	90105-08067-00	BOLT, WASHER BASED	1	
8	(1J7-81632-00-00)	PLATE, TIMING	1	
9	98580-05012-00	SCREW, PAN HEAD	1	
10	92990-05100-00	WASHER, SPRING	1	

STARTING MOTOR UNIT



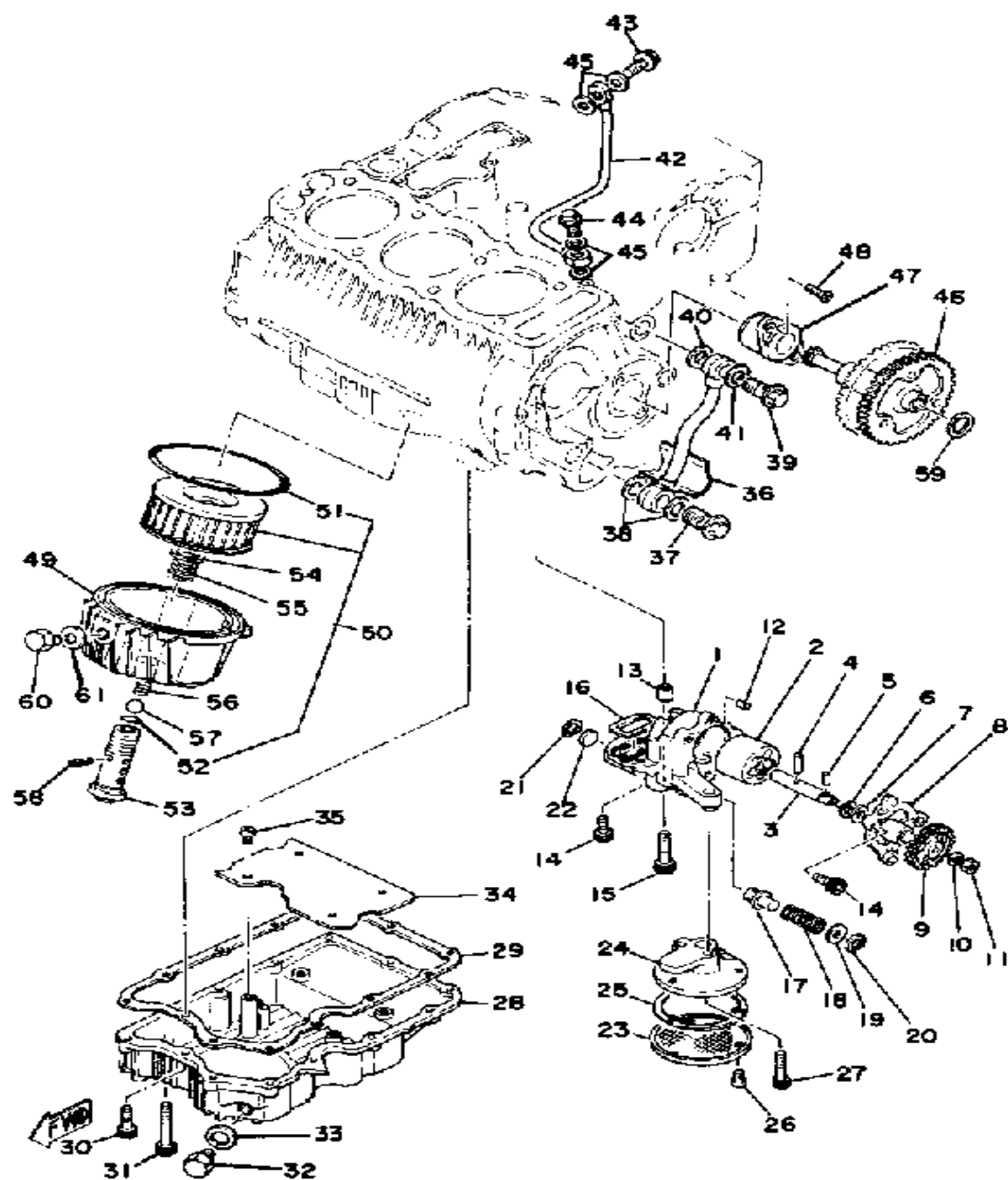
Ref. No.	Part Number	Description	Qty	Remarks
1	1J7-15512-01-00	GEAR, IDLER 1	1	
2	1J7-15521-00-00	SHAFT 1	1	
3	99001-15600-00	CIRCLIP, E-TYPE	1	
4	(1J7-15517-01-00)	GEAR, IDLER 2	1	
5	90201-25291-00	WASHER, PLATE	2	
6	(1J7-15580-01-00)	STR CLUTCH OTR ASSEMBLY	1	
7	93615-17125-00	. PIN, DOWEL	3	
8	1J7-15583-01-00	. CAP, STARTER CLUTCH SPRING	3	
9	90501-03298-00	. SPRING, COMPRESSION (341-15584-02)	3	
10	93606-14081-00	PIN, DOWEL	1	
11	91316-08020-00	BOLT	3	



STARTING MOTOR

Ref. No.	Part Number	Description	Qty	Remarks
1	(1J7-81800-60-00)	STARTING MOTOR ASSEMBLY	1	
2	371-81844-20-00	. GASKET	1	
3	(371-81845-20-00)	PLATE	1	
4	371-81809-20-00	. WASHER KIT	1	
5	3J2-81850-60-00	. ARMATURE ASSEMBLY	5	
6	(1J7-81810-60-00)	STATOR ASSEMBLY	1	
7	1J7-81840-60-00	. BRUSH HOLDER ASSEMBLY	1	
8	371-81811-20-00	.. BRUSH 1	1	
9	371-81812-20-00	.. BRUSH 2	1	
10	371-81813-20-00	.. SPRING, BRUSH	2	
11	98580-03008-00	.. SCREW, PAN HEAD	2	
12	92990-03100-00	.. WASHER, SPRING (92901-03100)	2	
13	371-81847-20-00	. O-RING	1	
14	(1J7-81826-60-00)	BOLT	2	
15	1J7-81847-60-00	. O-RING	1	
16	1J7-15511-00-00	. GEAR, STARTING MTR	1	
17	99009-12400-00	. CIRCLIP	1	
18	91311-08025-00	BOLT, SOCKET HEAD	2	

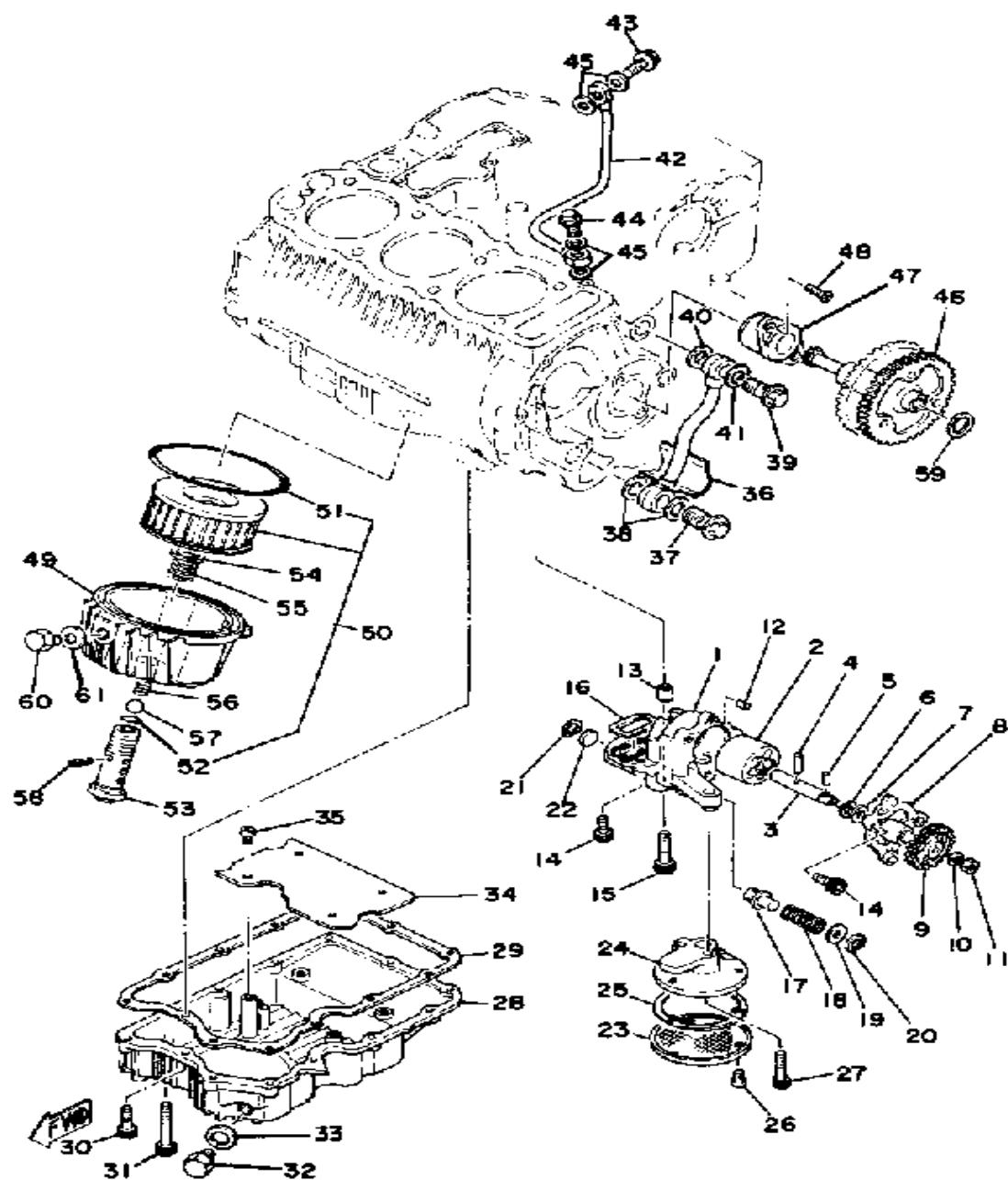
OIL PUMP - OIL CLEANER



Ref. No.	Part Number	Description	Qty	Remarks
1	(99999-01081-00)	HOUSING ROTOR	1	
2	(2F3-13310-00-00)	ROTOR ASSEMBLY 1	1	
3	(2F3-13306-00-00)	COVER, PUMP	1	
4	93603-17070-00	PIN, DOWEL	1	
5	93603-12007-00	PIN, DOWEL	1	
6	93440-11024-00	CIRCLIP	1	
7	(90201-11154-00)	WASHER, PLATE	1	
8	(2F3-13316-01-00)	COVER, PUMP	1	
	(99999-01081-00)	HOUSING ROTOR	1	
	2F3-13336-02-00	. HOUSING, ROTOR	1	
9	(1J7-13326-02-00)	GEAR, PUMP DRIVEN 2	1	
10	92995-06100-00	WASHER, SPRING	1	
11	95380-06600-00	NUT	1	
12	93603-07073-00	PIN, DOWEL	1	
13	99510-12016-00	PIN, DOWEL	2	
14	91316-06020-00	BOLT, SOCKET HEAD	4	
15	91316-06040-00	BOLT, SOCKET HEAD	2	
16	1J7-13338-00-00	SEAL	1	
17	1J7-13483-00-00	PLUNGER, RELIEF	1	
18	1J7-13484-00-00	SPRING, RELIEF	1	
19	(90201-04594-00)	WASHER, PLATE	1	
20	99009-17500-00	CIRCLIP	1	
21	(93420-19047-00)	CIRCLIP, R-TYPE	1	
22	90338-19079-00	PLUG, SPEC'L SHAPE	1	
23	2F3-13411-00-00	STRAINER, OIL	1	
24	(1J7-13412-01-00)	HOUSING, STRAINER	1	
25	1J7-13415-00-00	SEAL, OIL STRAINER	1	
26	98580-05012-00	SCREW, PAN HEAD	3	
27	91316-06035-00	BOLT	2	

CONTINUED ON NEXT FRAME ➤

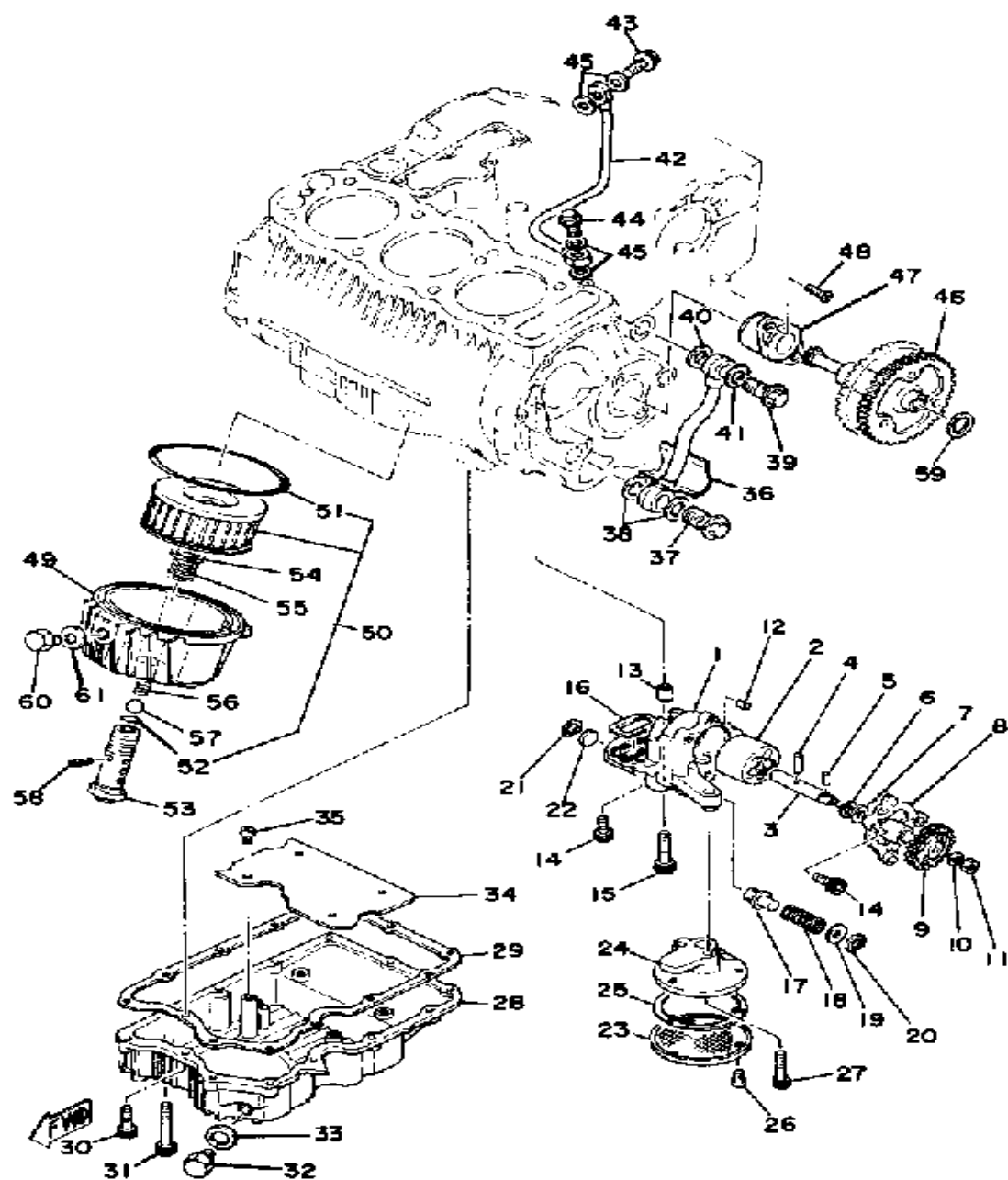
OIL PUMP - OIL CLEANER



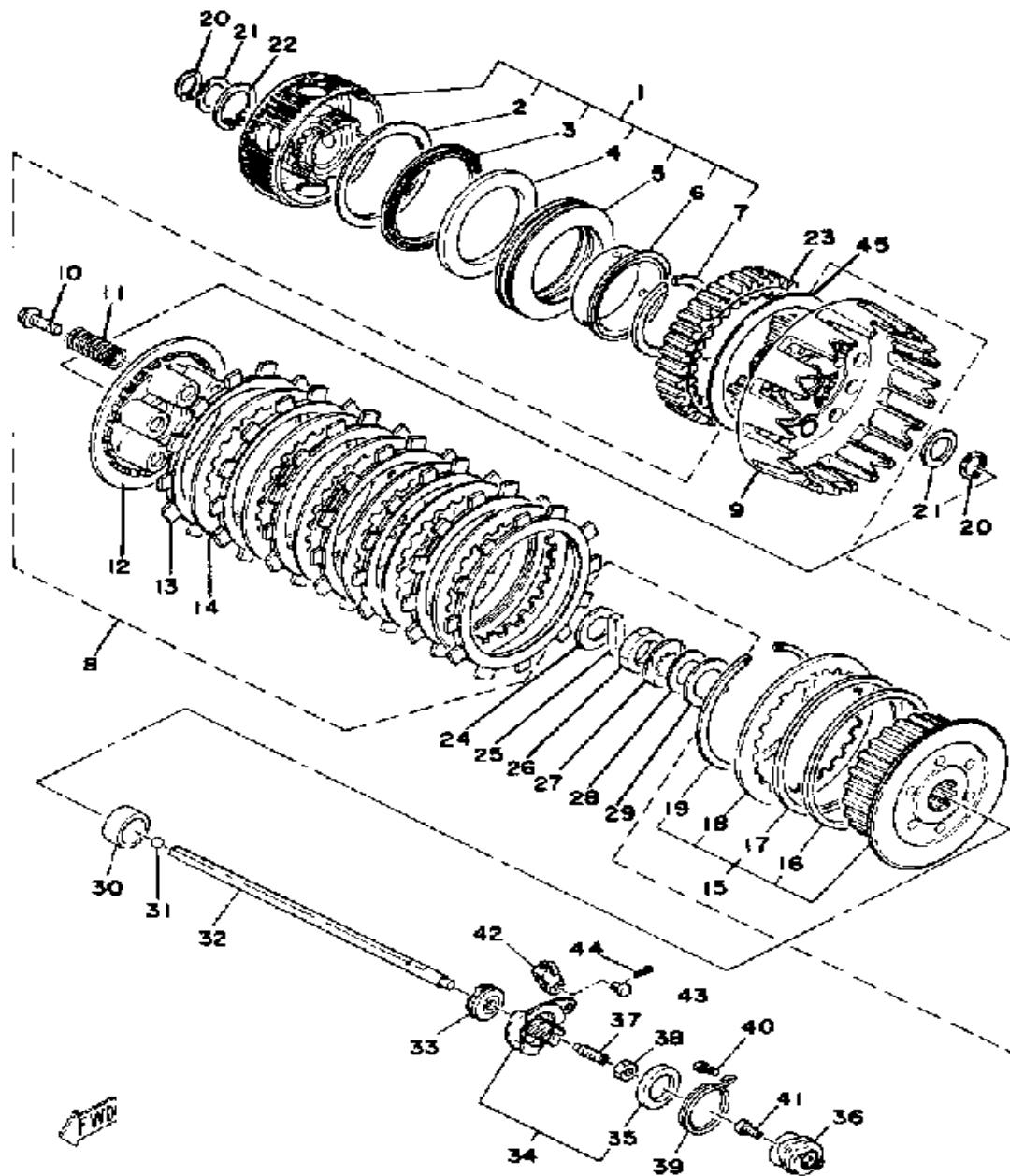
Ref. No.	Part Number	Description	Qty	Remarks
28	1J7-13417-01-00	COVER, STRAINER	1	
29	1J7-13414-00-00	GASKET, STRNR COVER	1	
30	91316-06025-00	BOLT	12	
31	91316-06055-00	BOLT, SOCKET HEAD	1	
32	90340-14063-00	PLUG, straight screw	1	
33	214-11198-01-00	GASKET	1	
34	(1J7-13337-01-00)	PLATE, BAFFLE LOWER	1	
35	98580-06010-00	SCREW, PAN HEAD (92503-06010)	4	
36	2F3-13171-00-00	PIPE, DELIVERY 2	1	
37	(90401-18040-00)	BOLT, UNION	1	
38	90430-18130-00	GASKET	2	
39	(90401-10054-00)	BOLT, UNION	1	
40	90201-10128-00	WASHER, PLATE	1	
41	90430-15129-00	GASKET	1	
42	1J7-13161-00-00	PIPE, DELIVERY 1	1	
43	90401-10013-00	BOLT, UNION (371-13166-00) ..	1	
44	90401-10004-00	BOLT, UNION	1	
45	90430-10171-00	GASKET	4	
46	(1J7-13325-01-00)	GEAR, PUMP DRIVEN	4	
47	(1J7-13313-00-00)	HOUSING	1	
48	98603-06018-00	SCREW, OVAL HEAD	2	
49	2H7-13447-00-00	COVER, OIL ELEMENT	1	
50	1J7-13441-10-00	ELEMENT, OIL CLEANER	1	
51	93211-19413-00	. O-RING	1	
52	93210-16314-00	. O-RING	1	
53	1J7-13340-00-00	BY-PASS VALVE ASSEMBLY .	1	
54	90201-21608-00	WASHER, PLATE	1	
55	90501-18433-00	SPRING, COMPRESSION	1	

CONTINUED ON NEXT FRAME ➤

OIL PUMP - OIL CLEANER



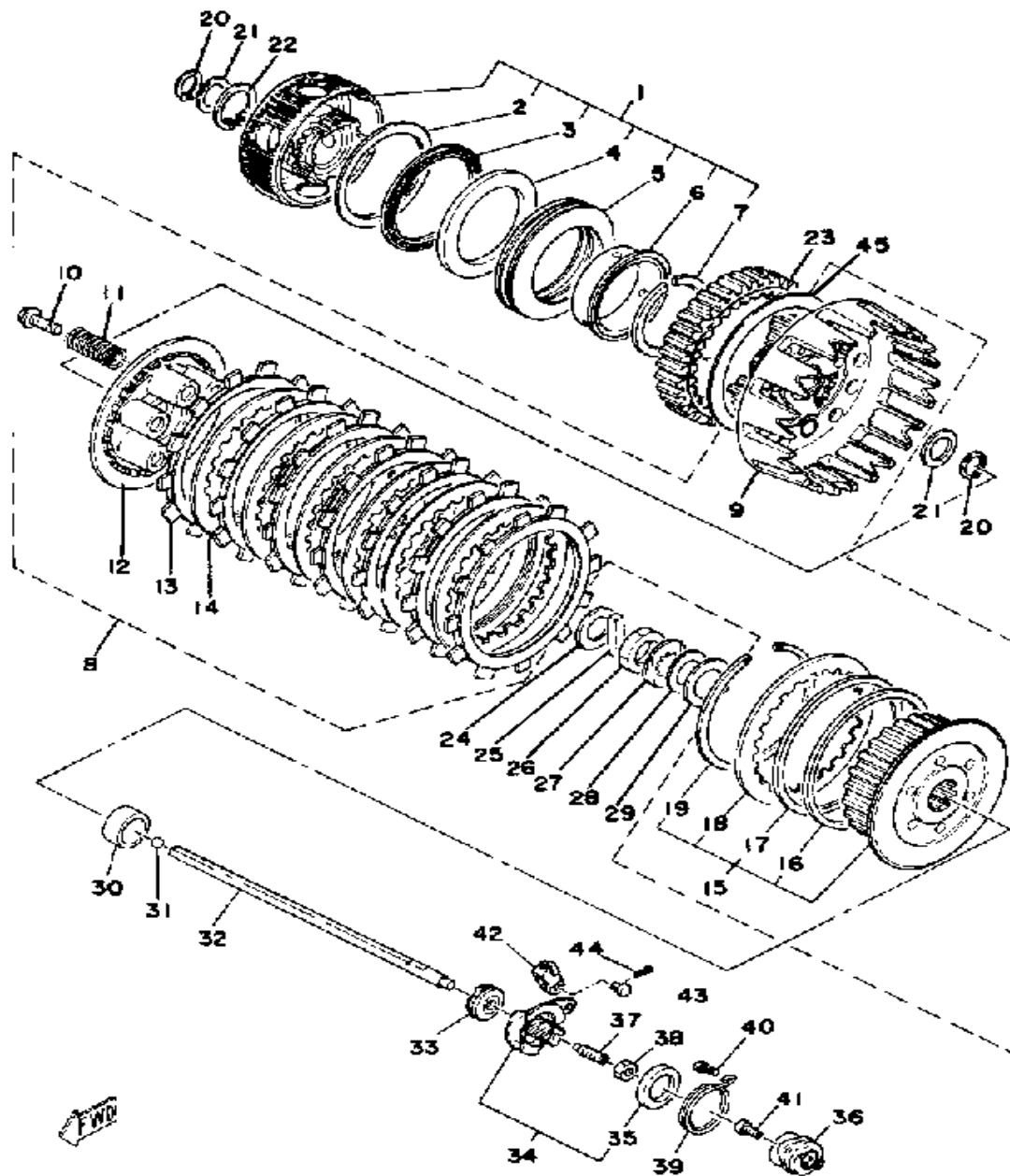
Ref. No.	Part Number	Description	Qty	Remarks
56	90501-12413-00	SPRING, COMPRESSION	1	
57	93501-02018-00	BALL 1 2	1	
58	91609-20018-00	PIN, SPRING	1	
59	90201-20276-00	WASHER, PLATE (1.0T)	1	
60	90340-14063-00	PLUG, straight screw	1	
61	214-11198-01-00	GASKET	1	



CLUTCH

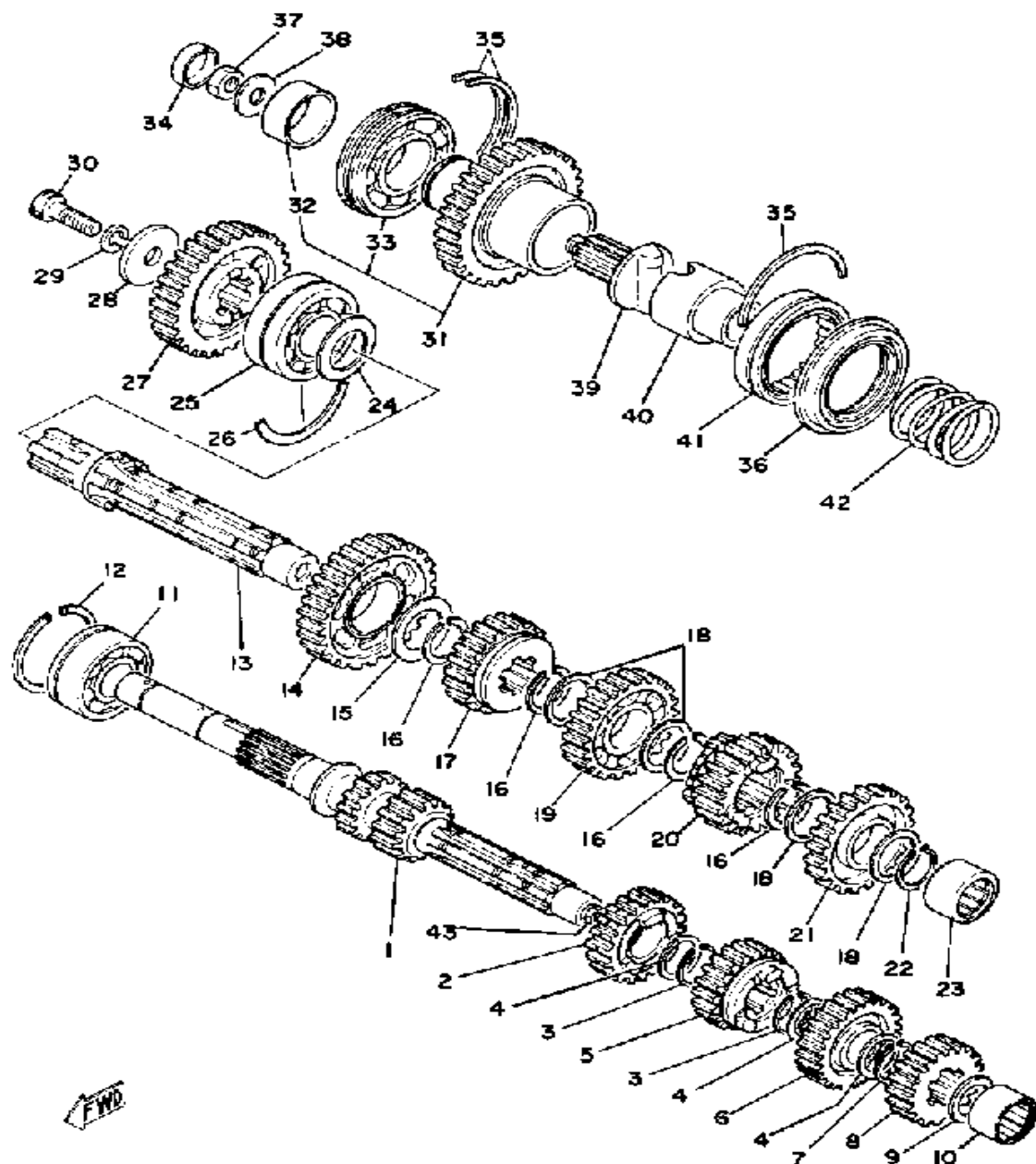
Ref. No.	Part Number	Description	Qty	Remarks
1	(2F3-16306-01-00)	CLUTCH DAMPER ASSEMBLY	1	
2	(90201-76604-00)	WASHER, PLATE	1	
3	(93340-27601-00)	BEARING, FLAT # 0	1	
4	(90201-69603-00)	WASHER, PLATE	1	
5	(1J7-16318-00-00)	SPRING, DAMPER	1	
6	(90387-64672-00)	COLLAR	1	
7	93440-64047-00	. CIRCLIP, OUTER	1	
8	(1T5-16301-02-00)	CLUTCH ASSEMBLY	1	
9	1J7-16310-03-00	. CLUTCH HOUSING ASSEMBLY	1	
10	90159-06010-00	. SCREW, WITH WASHER	6	
11	90501-23142-00	. SPRING, COMPRESSION	6	
12	1J7-16351-00-00	. PLATE, PRESSURE 1	1	
13	4H7-16321-01-00	. PLATE, FRICTION	7	
14	4H7-16325-00-00	. PLATE, CLUTCH 2	6	
15	1T5-16370-00-00	. CLUTCH BOSS ASSEMBLY	1	
16	1J7-16384-00-00	. . PLATE, SEAT	1	
17	1J7-16383-01-00	. . SPRING, CLUTCH BOSS	1	
18	4H7-16325-00-00	. . PLATE, CLUTCH 2	1	
19	1J7-16385-00-00	. . RING, CLUTCH BOSS	1	
20	99009-20400-00	CIRCLIP	2	
21	90201-21599-00	WASHER, PLATE	2	
22	93440-31068-00	CIRCLIP, OUTER	1	
23	(2F3-16151-01-00)	GEAR, PRI DRIVEN	1	
24	90201-22625-00	WASHER, PLATE	1	
25	1J7-16356-01-00	ROD, PUSH 1	1	
26	90170-24203-00	NUT, HEXAGON	1	
27	90215-21130-00	WASHER, LOCK	1	
28	90208-25021-00	WASHER, CONICAL SPR	1	

CONTINUED ON NEXT FRAME ➤



CLUTCH

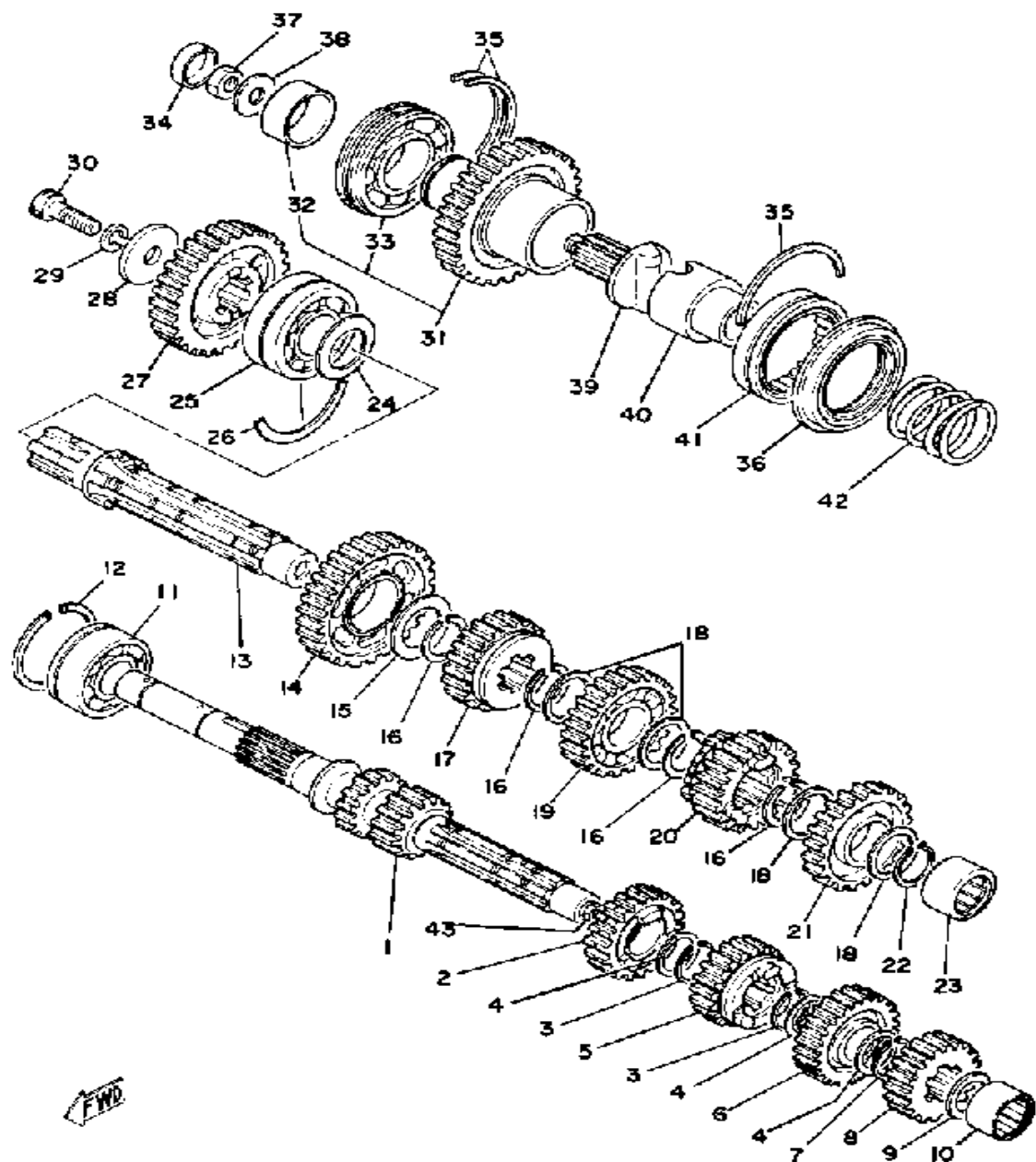
Ref. No.	Part Number	Description	Qty	Remarks
29	90201-25291-00	WASHER, PLATE	1	
30	(90560-25160-00)	SPACER	1	
31	93505-16006-00	BALL	1	
32	1J7-16357-01-00	ROD, PUSH 2	1	
33	93102-08205-00	OIL SEAL, SD-TYPE	1	
34	1J7-16340-01-00	PUSH LEVER ASSEMBLY	1	
35	214-16347-01-00	. SEAL, DUST	1	
36	1J7-16304-00-00	BALL SCRW HSNG ASSEMBLY (256-16343-01)	1	
37	90113-08021-00	BOLT, SET	1	
38	90179-08179-00	NUT	1	
39	90113-08021-00	BOLT, SET	1	
40	132-16346-00-00	HOOK, SPRING	1	
41	98580-05012-00	SCREW, PAN HEAD	2	
42	214-16389-00-00	JOINT	1	
43	90240-06005-00	PIN, CLEVIS	1	
44	91401-10015-00	PIN, COTTER	1	
45	90201-99693-00	WASHER, PLATE	1	



TRANSMISSION

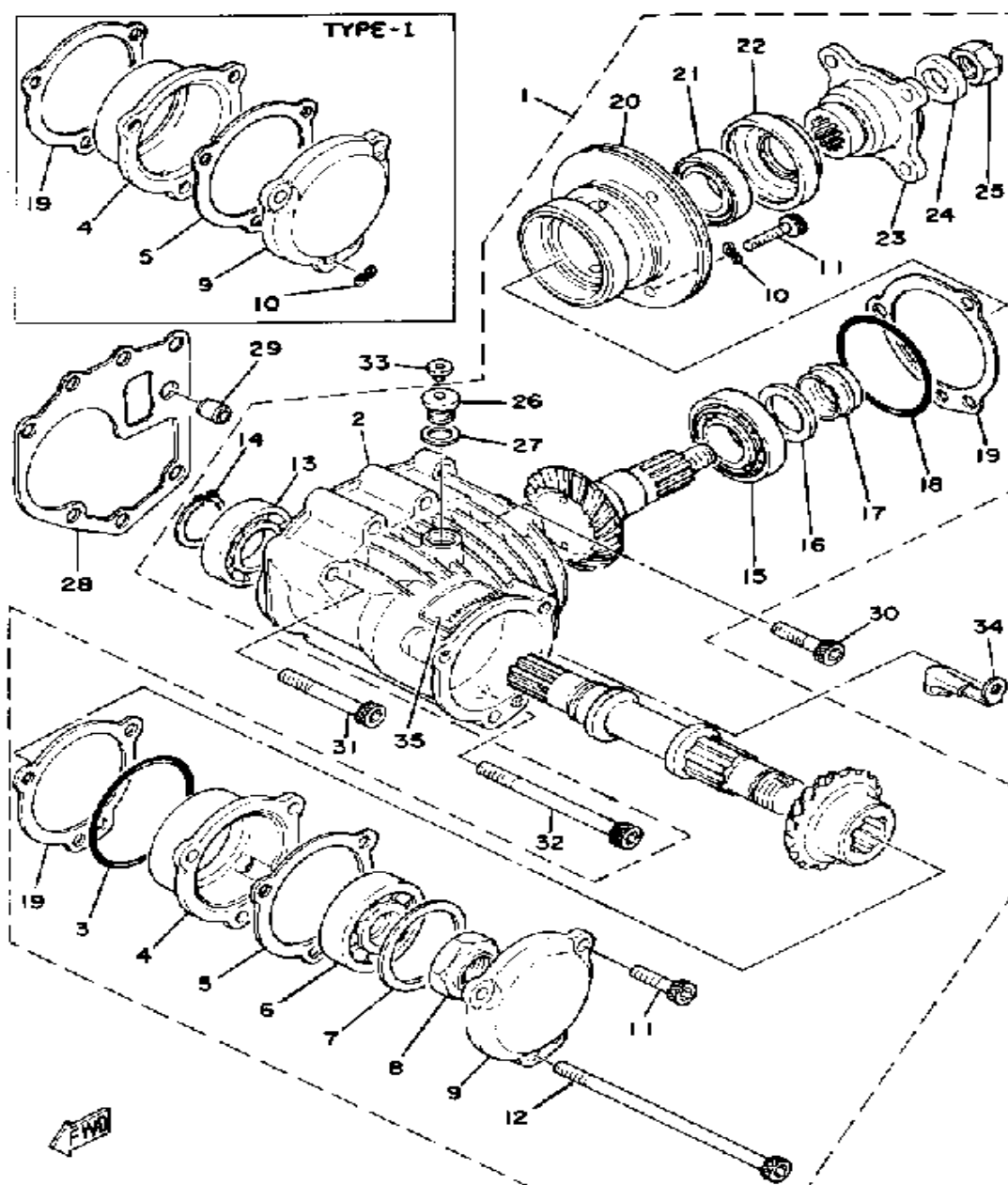
Ref. No.	Part Number	Description	Qty	Remarks
1	(1J7-17411-02-00)	AXLE, MAIN	1	
2	1J7-17141-01-00	GEAR, 4TH PINION	1	
3	93440-25020-00	CIRCLIP	2	
4	90201-253K0-00	WASHER, PLATE (T=1.0)	3	
5	1J7-17131-01-00	GEAR, 3RD PINION	1	
6	1J7-17151-04-00	GEAR, 5TH PINION	1	
7	93410-25017-00	CIRCLIP	1	
8	256-17121-01-00	GEAR, 2ND PINION	1	
9	(137-17427-00-09)	SHIM 1	1	
10	93311-32024-00	BEARING, CYLINDER.# 1	1	
11	93305-20504-00	BEARING	1	
12	93440-52014-00	CIRCLIP	1	
13	1J7-17421-03-00	AXLE, DRIVE	1	
14	1J7-17211-02-00	GEAR, 1ST WHEEL	1	
15	90201-30602-00	WASHER, PLATE	1	
16	93440-30015-00	CIRCLIP, OUTER	4	
17	1J7-17241-03-00	GEAR, 4TH WHEEL	1	
18	1J7-17219-00-10	SHIM	4	U.R.
	1J7-17219-00-12	SHIM	4	U.R.
19	1J7-17231-03-00	GEAR, 3RD WHEEL	1	
20	1J7-17251-03-00	GEAR, 5TH WHEEL	1	
21	1J7-17221-03-00	GEAR, 2ND WHEEL	1	
22	99009-30400-00	CIRCLIP	1	
23	93311-32425-00	BEARING, CYLINDER.# 1	1	
24	90201-30602-00	WASHER, PLATE	1	
25	93305-20603-00	BEARING	1	
26	(93440-62046-00)	CIRCLIP, OUTER	1	
27	(2G2-17582-00-00)	GEAR, MIDDLE DRIVE	1	
28	90201-10595-00	WASHER, PLATE	1	

CONTINUED ON NEXT FRAME ➤



TRANSMISSION

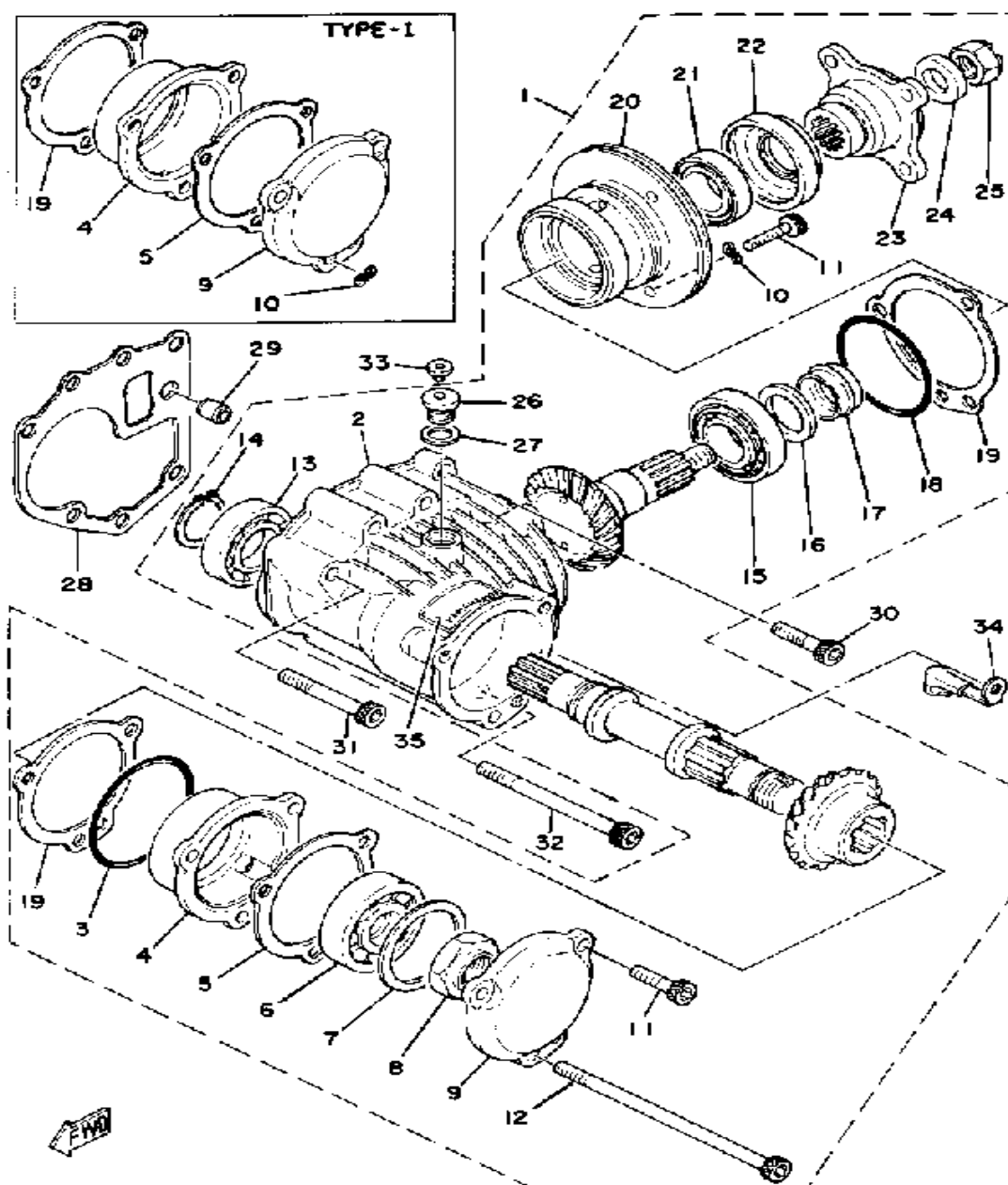
Ref. No.	Part Number	Description	Qty	Remarks
29	92990-10100-00	WASHER, SPRING	1	
30	91316-10030-00	BOLT, SOCKET HEAD	1	
31	(2F3-W1758-00-00)	MIDDLE DRIVEN GEAR	1	
32	(90387-35544-00)	COLLAR	1	
33	93306-20705-00	. BEARING (B6207N)	1	
34	(90331-30014-00)	PLUG, TIGHT	1	
35	93440-72049-00	CIRCLIP	5	
36	93103-50103-00	OIL SEAL, SW-TYPE	1	
37	95311-12700-00	NUT	1	
38	(90201-12622-00)	WASHER, PLATE	1	
39	1J7-17526-00-00	CAM, DRIVE	1	
40	1J7-17527-00-00	CAM, DRIVEN	1	
41	(93390-00014-00)	BEARING, CYLINDER. # 0	1	
42	90501-40467-00	SPRING, COMPRESSION	1	
43	(90380-08059-00)	BUSH, SOLID	1	



MIDDLE DRIVE GEAR

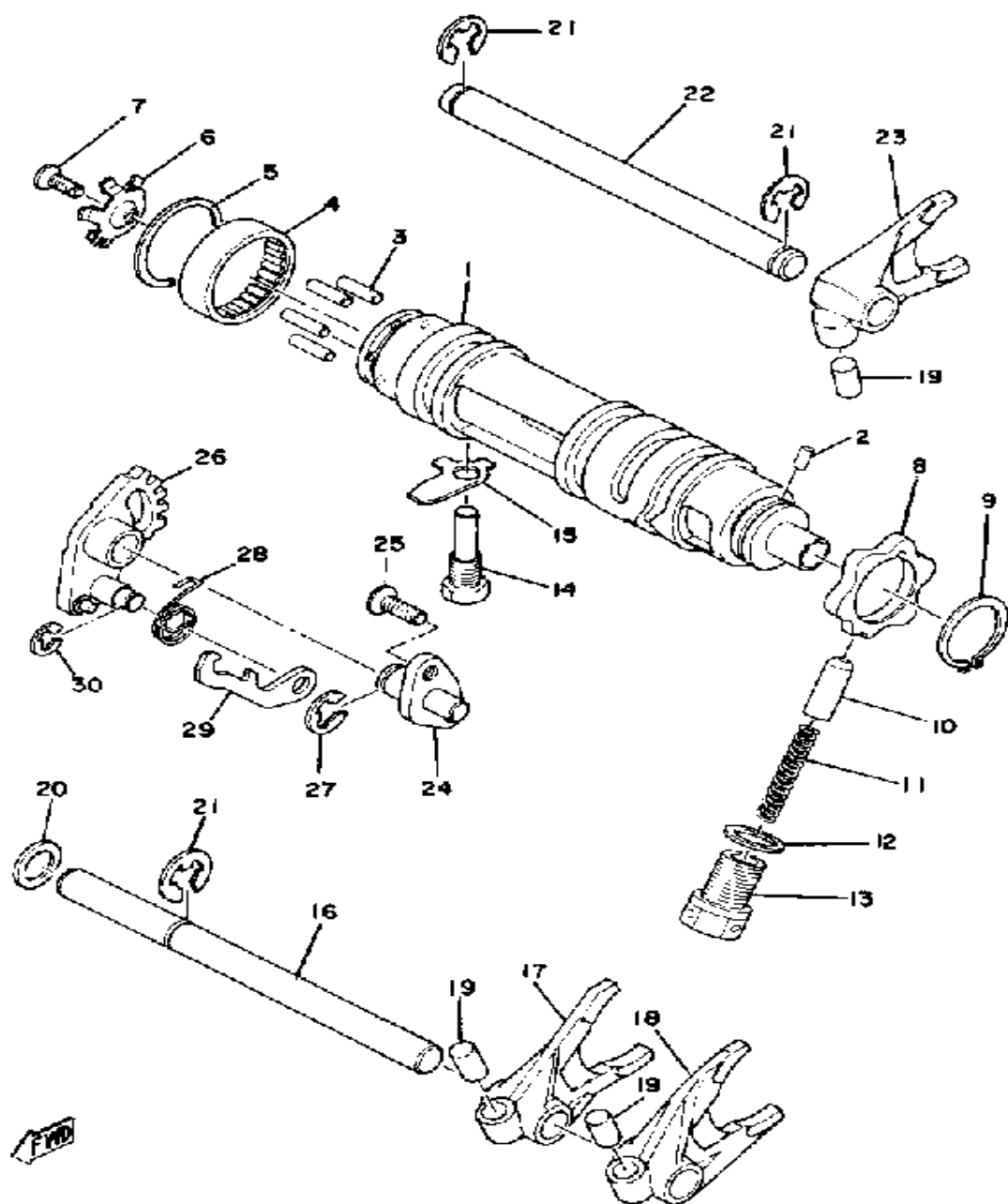
Ref. No.	Part Number	Description	Qty	Remarks
1	(1J7-17501-N1-00)	MIDDLE GR CASE ASSEMBLY	1	
2	(1J7-17551-Y1-00)	HOUSING, BEARING	1	
	(2H9-17511-00-00)	HOUSING, MIDDLE GR	1	
	(99999-01013-00)	HOUSING, MID-GEAR	1	
	(YG4-11011-00-1G)	HOUSING MIDL GEAR	1	
	90201-08675-00	. WASHER, PLATE	3	
	93210-71360-00	. O-RING	1	
3	93210-63847-00	. UNAVAILABLE IN PRICE BOOK (YG9-00042-66-1G) ...	1	
4	(1J7-17521-Y0-00)	HOUSING, BEARING	1	
	(YG4-11011-10-0G)	HOUSNG BRNG M DR	1	
5	1J7-17519-Y0-00	. GASKET, HOUSING CAP	1	
6	93306-30533-00	. BEARING (B6305RB1 SPECIAL)	1	
7	1J7-17537-Y0-30	. SHIM, THRUST (0.30T)	1	U.R.
	1J7-17537-Y0-40	. SHIM, THRUST (0.40T)	1	U.R.
	1J7-17537-Y0-50	. SHIM, THRUST (0.50T)	1	U.R.
8	90179-24230-00	. NUT, SPEC'L SHAPE	1	M24-P1.5
9	(1J7-17538-Y1-00)	CAP, HOUSING	1	TYPE I
	(1J7-17538-Y1-00)	CAP, HOUSING	1	TYPE II
10	92901-08700-00	. WASHER, WAVE	6	
11	91316-08030-00	. BOLT, SOCKET HEAD	5	M8-30L
12	91316-08160-00	. BOLT, SOCKET HEAD	1	M8-160L
13	93306-00612-00	. BEARING	1	
14	99009-30400-00	. CIRCLIP	1	
15	93332-00022-00	. BEARING, TAPRD # 2	1	
16	90201-25634-00	. WASHER, PLATE	1	
17	1J7-17571-Y0-00	. SPACER, EXPANSION	1	
18	93210-63847-00	. UNAVAILABLE IN PRICE BOOK (YG9-00042-66-1G) ...	1	

CONTINUED ON NEXT FRAME ➤



MIDDLE DRIVE GEAR

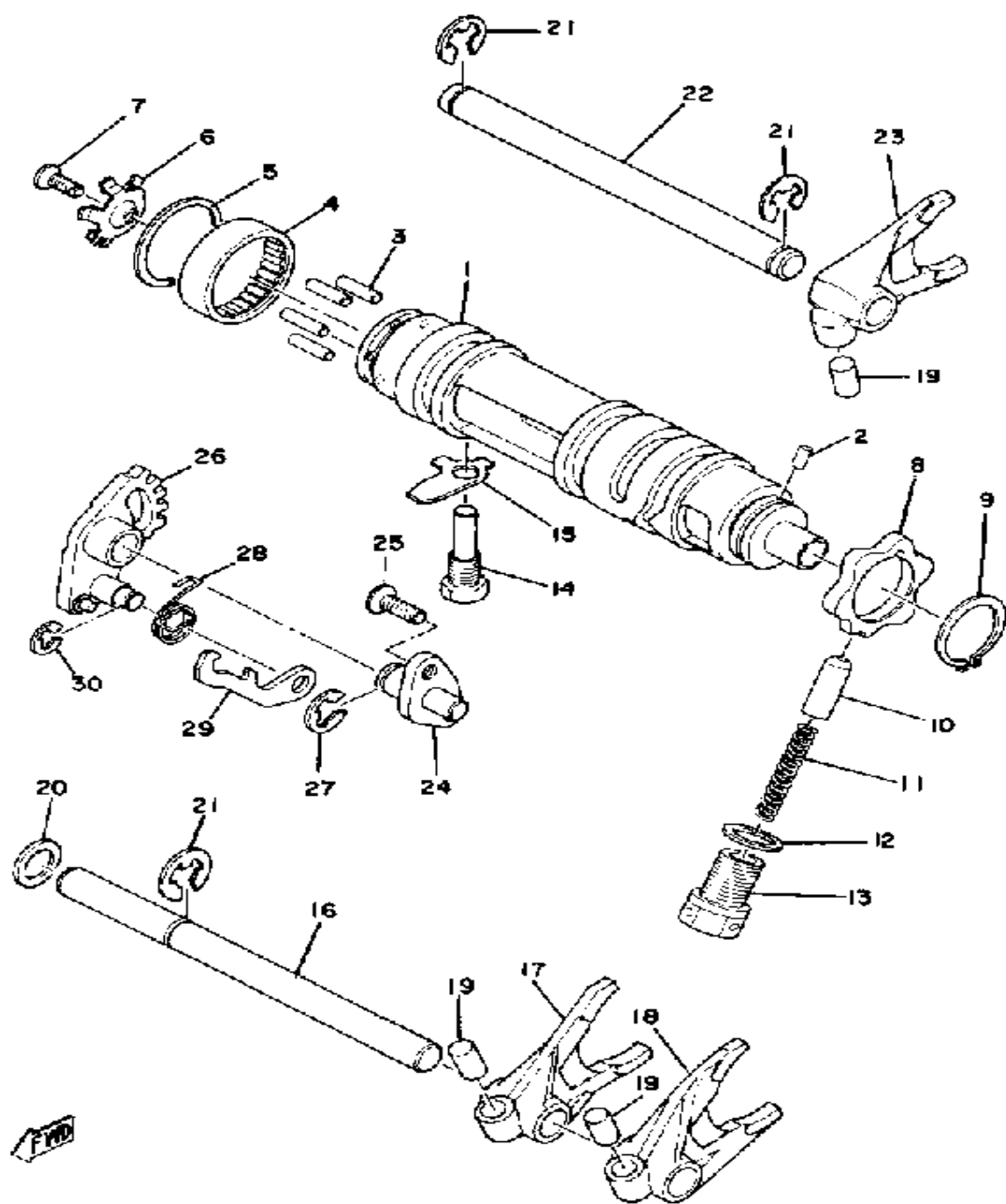
Ref. No.	Part Number	Description	Qty	Remarks
19	(1J7-17531-Y0-00)	SHIM, PINION	2	U.R.
	(YG4-11707-70-0G)	SHIM PINION 0.3T	2	U.R.
	(YG4-11708-90-0G)	SHIM PINION 0.15T	2	U.R.
	(YG4-11710-70-0G)	SHIM PINION 0.1T	2	U.R.
	1J7-17531-Y0-15	SHIM, PINION	2	U.R.
20	1J7-17551-Y0-00	. HOUSING, BEARING	1	
21	93332-00001-00	. BEARING	1	
22	93101-35085-00	. OIL SEAL	1	
23	1J7-17555-Y0-00	. FLANGE, MIDDLE GEAR	1	
24	90201-14633-00	. WASHER, PLATE	1	
25	90185-14070-00	. NUT, SELF-LOCKING	1	M14-P1.5
26	90340-14046-00	. PLUG, STRAIGHT SCREW ...	1	
27	214-11198-01-00	. GASKET	1	
28	1J7-17518-00-00	GASKET, MDL GR CASE	1	
29	99530-10014-00	PIN, DOWEL	1	
30	91316-08035-00	BOLT, SOCKET HEAD	1	
31	91316-08060-00	BOLT, SOCKET HEAD	3	
32	91316-08100-00	BOLT, SOCKET HEAD	2	
33	341-23469-00-00	CAP, BOLT	1	
34	(90465-10137-00)	CLAMP	1	
35	1J7-46181-11-00	LABEL, OIL CAUTION	1	



SHIFTER 1

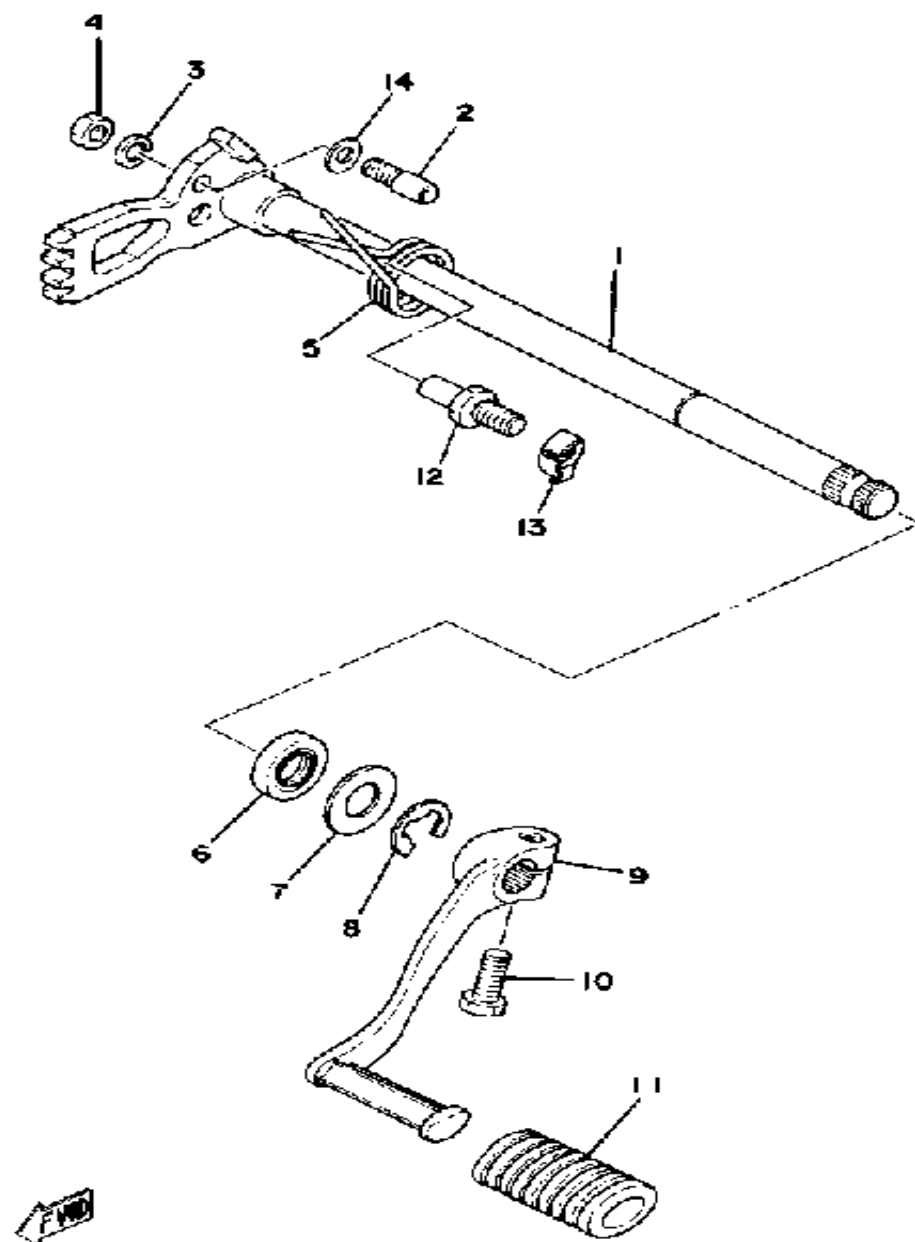
Ref. No.	Part Number	Description	Qty	Remarks
1	1J7-18540-01-00	SHIFT CAM ASSEMBLY	1	
2	93604-08071-00	PIN, DOWEL	1	
3	93604-18058-00	PIN, DOWEL	4	
4	93315-23612-00	BEARING	1	
5	93440-34025-00	CIRCLIP	1	
6	1J7-18561-00-00	PLATE, SIDE 1	1	
7	98701-05012-00	SCREW, FLAT HEAD	1	
8	2J2-W1814-00-00	PLATE, STOPPER	1	
9	93410-30012-00	CIRCLIP (S-30)	1	
10	1J7-18547-00-00	STOPPER, CAM	1	
11	90501-10196-00	SPRING, COMPRESSION	1	
12	90430-14043-00	GASKET	1	
13	90149-14112-00	SCREW, SPEC'L SHAPE	1	
14	90109-10527-00	BOLT	1	
15	90215-10145-00	WASHER, LOCK	1	
16	1J7-18531-00-00	BAR, SHIF FRK GDE 1	1	
17	1J7-18512-00-00	FORK, SHIFT 2	1	
18	1J7-18513-00-00	FORK, SHIFT 3	1	
19	90250-08017-00	PIN, STRAIGHT	3	
20	647-45533-00-10	SHIM	1	
21	99006-10600-00	CIRCLIP	3	
22	1J7-18535-00-00	BAR, SHIF FRK GDE 2	1	
23	1J7-18511-00-00	FORK, SHIFT 1	1	
24	(1J7-18197-00-00)	SHAFT	1	
25	98603-06018-00	SCREW, OVAL HEAD	2	
26	1J7-18122-03-00	. LEVER, SHIFT 2	1	
	93440-08001-00	. CIRCLIP, OUTER	1	
	99999-01106-00	LEVER, CHANGE 2	1	
27	99001-09600-00	CIRCLIP	1	

CONTINUED ON NEXT FRAME ➤



SHIFTER 1

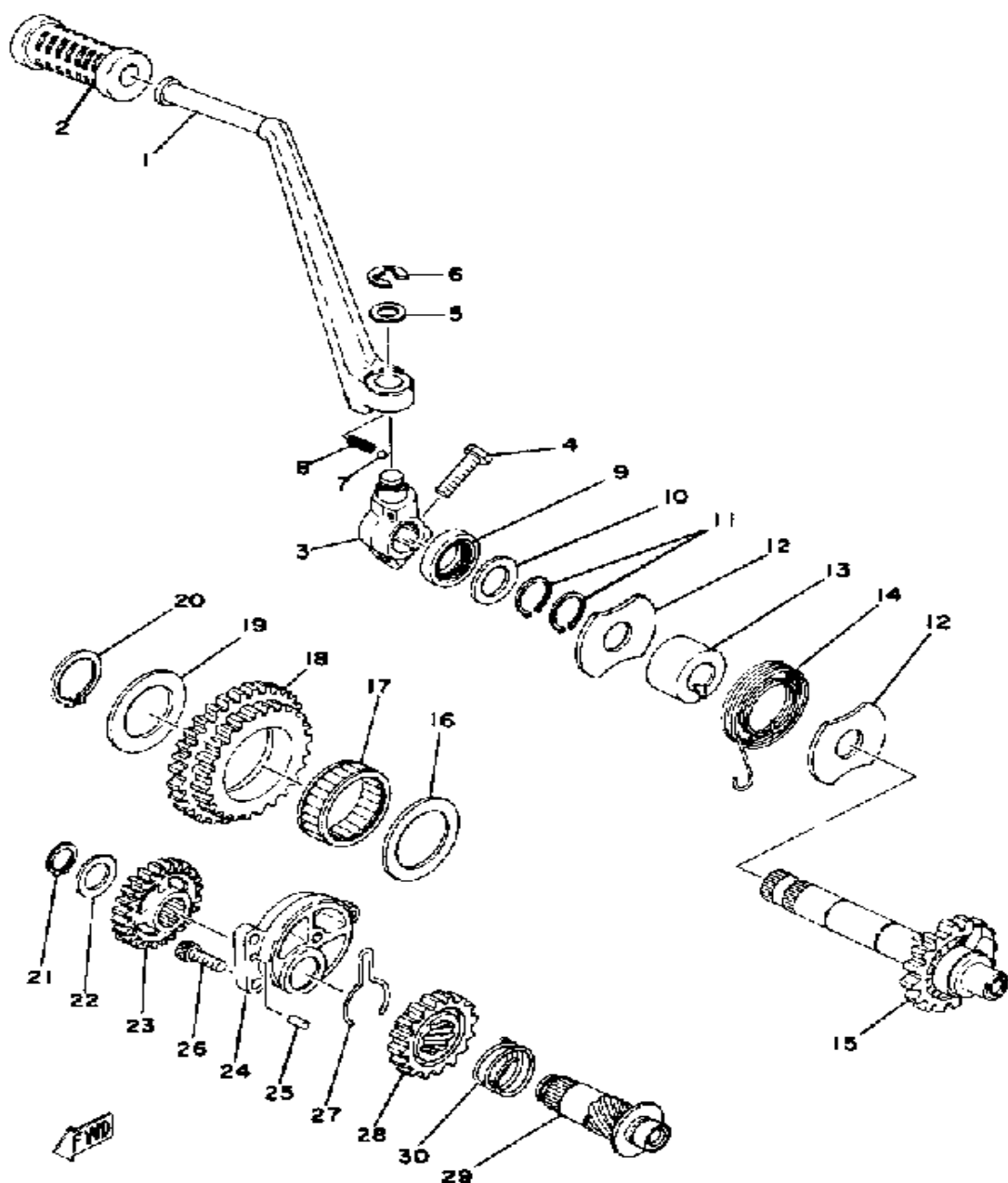
Ref. No.	Part Number	Description	Qty	Remarks
28	90508-10312-00	SPRING, TORSION	1	
29	1J7-18151-00-00	LEVER, SHIFT 3	1	
30	99080-07600-00	CIRCLIP (E)	1	



SHIFTER 2

Ref. No.	Part Number	Description	Qty	Remarks
1	1J7-18101-02-00	. SHIFT SHAFT ASSEMBLY 1 .	1	
	1J7-18122-03-00	. LEVER, SHIFT 2	1	
	93440-08001-00	. CIRCLIP, OUTER	1	
	99999-01084-00	CHANGE SHAFT ASSEMBLY .	1	
2	90149-06017-00	SCREW, SPEC'L SHAPE (214-18186-00)	1	
3	92995-06100-00	WASHER, SPRING	1	
4	95380-06600-00	NUT	1	
5	90508-32052-00	SPRING, TORSION (214-18124-00)	1	
6	93102-12321-00	OIL SEAL, SD-TYPE	1	
7	90201-12575-00	WASHER, PLATE	1	
8	99006-10600-00	CIRCLIP	1	
9	2J2-18111-01-00	PEDAL, SHIFT	1	
10	97011-06020-00	BOLT	1	
11	132-18113-01-00	COVER, SHIFT PEDAL	1	
12	90109-08441-00	BOLT	1	
13	248-18139-09-00	WASHER, LOCK	1	
14	90201-06636-00	WASHER, PLATE	1	

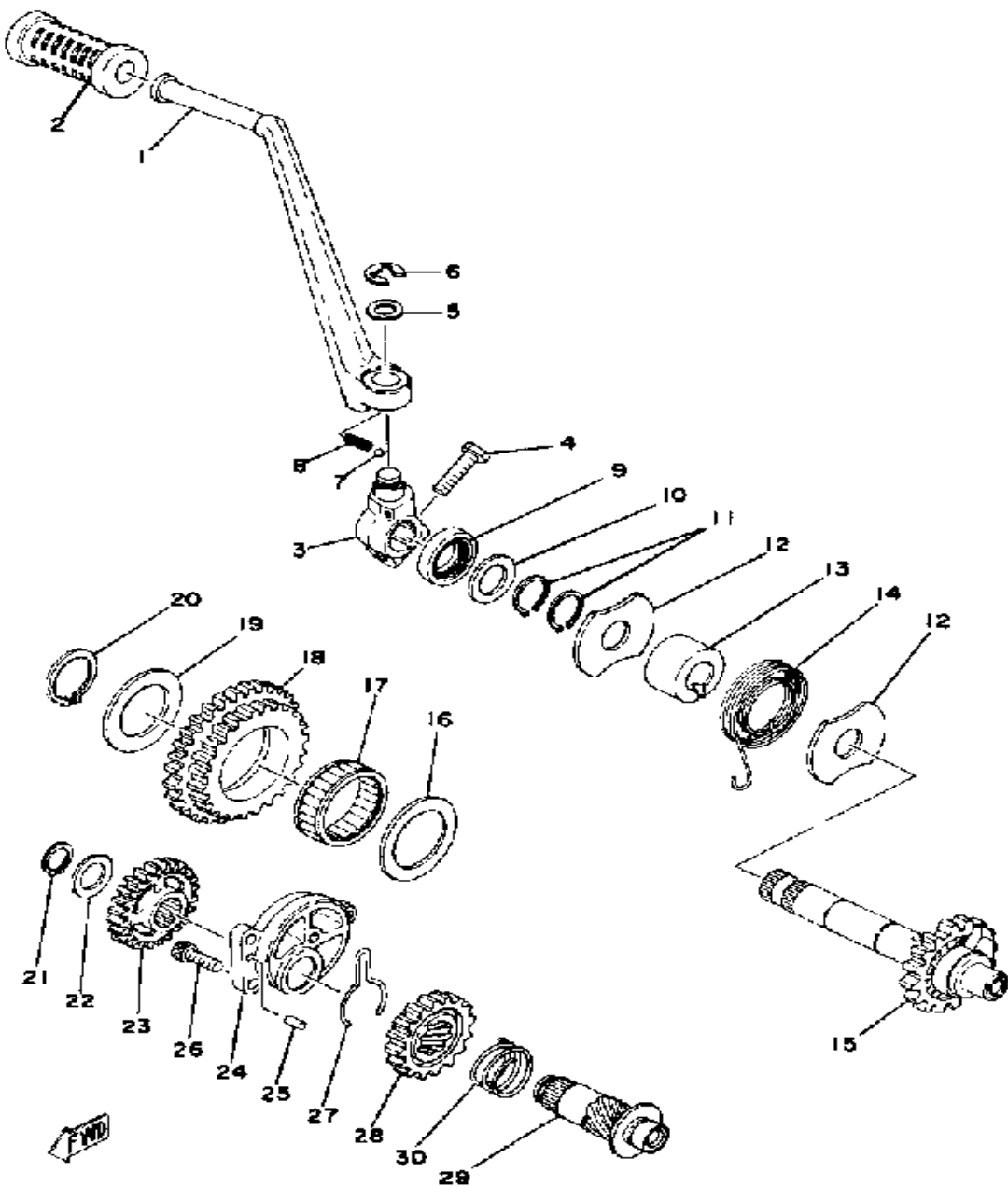
KICK STARTER



Ref. No.	Part Number	Description	Qty	Remarks
1	2F3-15611-00-93	CRANK, KICK	1	
2	156-15618-01-00	COVER, KICK LEVER	1	
3	583-15621-00-00	BOSS, KICK CRANK	1	
4	97313-08030-00	BOLT, HEXAGON	1	
5	90201-15340-00	WASHER, PLATE	1	
6	99006-10600-00	CIRCLIP	1	
7	93507-32031-00	BALL	1	
8	90501-12081-00	SPRING, COMPRESSION	1	
9	93102-20108-00	OIL SEAL	1	
10	90201-20276-00	WASHER, PLATE (1.0T)	1	
11	99009-20400-00	CIRCLIP	2	
12	278-15676-00-00	COVER, SPRING	2	
13	371-15666-00-00	SPACER	2	
14	90508-30051-00	SPRING, TORSION	2	
15	1J7-15660-00-00	KICK AXLE ASSEMBLY	2	
16	(1J7-15644-00-00)	SHIM	1	
17	(93311-84026-00)	BEARING, CYLINDER.# 1	1	
18	(1J7-15650-00-00)	IDLE GEAR ASSEMBLY	1	
19	(1J7-15645-00-00)	SHIM, KICK SHAFT	1	
20	93410-35027-00	CIRCLIP, S-TYPE (S-35)	1	
21	93410-17037-00	CIRCLIP	1	
22	(150-17417-00-10)	SHIM 1	1	
23	(1J7-15516-01-00)	GEAR 4	1	
24	(1J7-15654-00-00)	HOLDER, KICK GEAR	1	
25	93604-10011-00	PIN, DOWEL	1	
26	91316-06020-00	BOLT, SOCKET HEAD	3	
27	90468-26066-00	CLIP	1	
28	1J7-15527-02-00	GEAR, KICK 5	1	
29	(1J7-15659-01-00)	SHAFT	1	

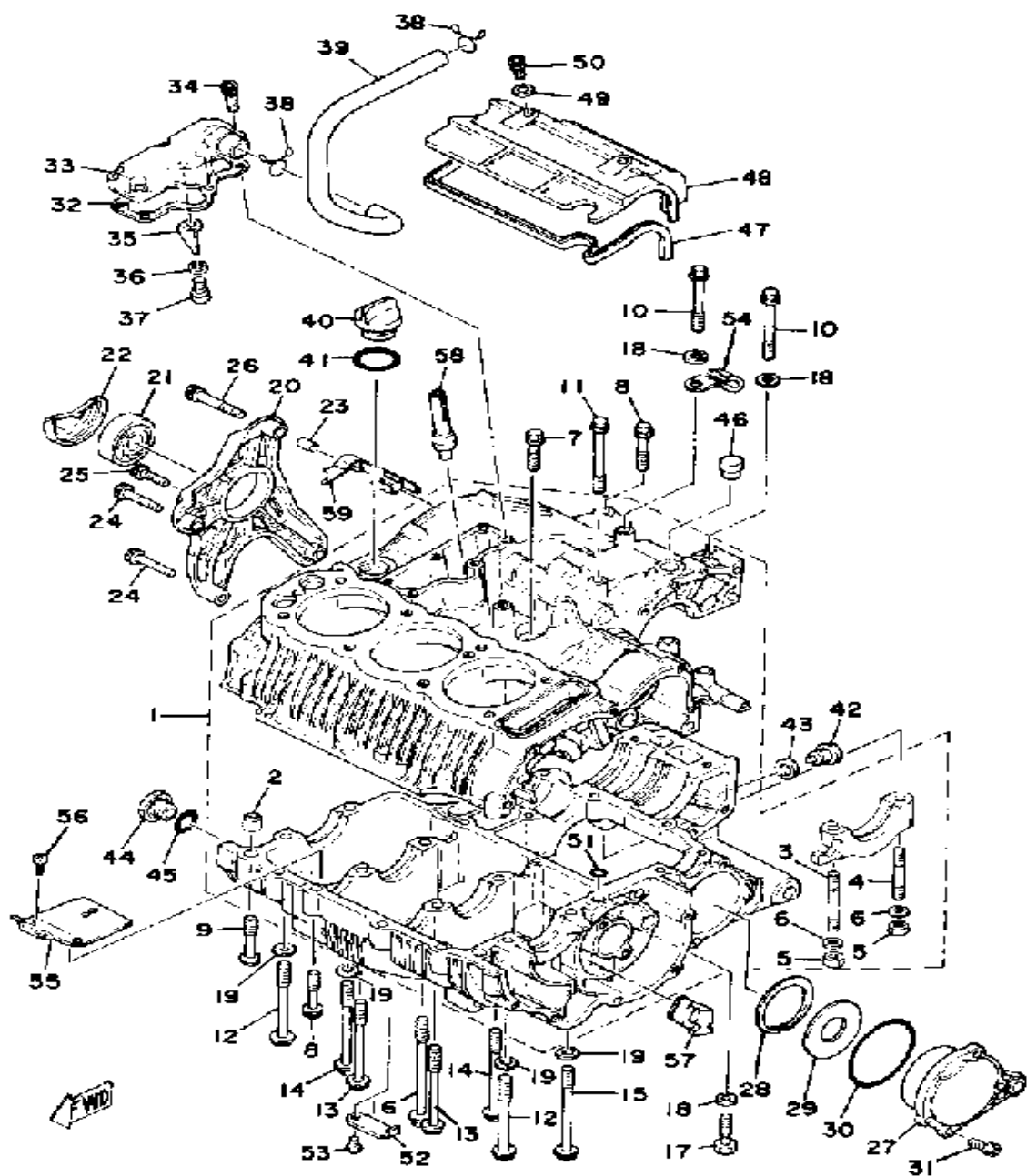
CONTINUED ON NEXT FRAME ➤

KICK STARTER



Ref. No.	Part Number	Description	Qty	Remarks
30	90501-15469-00	SPRING, COMPRESSION	1	

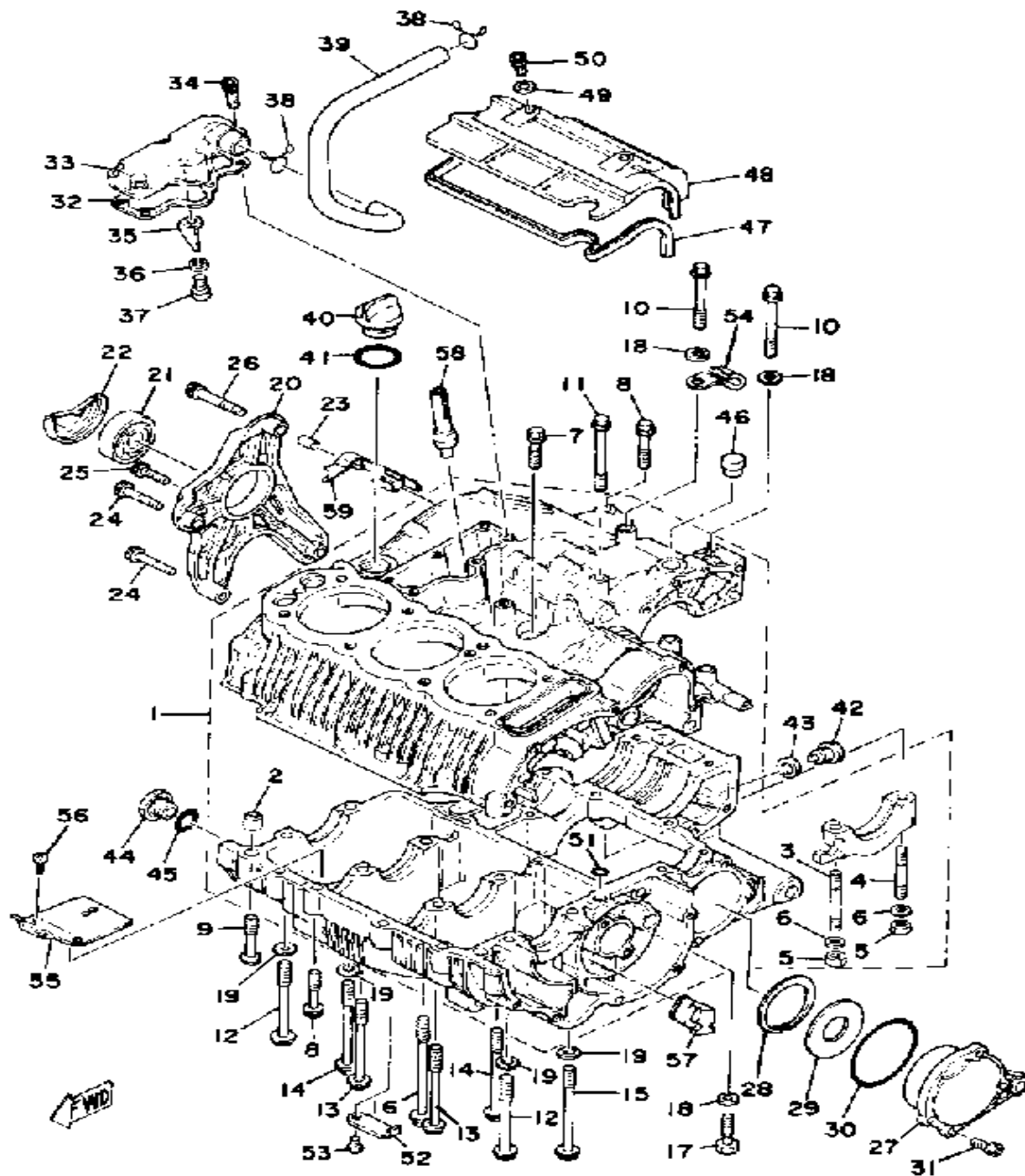
CRANKCASE



Ref. No.	Part Number	Description	Qty	Remarks
1	(1J7-15100-01-00)	CRANKCASE ASSEMBLY	1	
2	99510-12016-00	. PIN, DOWEL	2	
3	(90116-08229-00)	BOLT, STUD	1	M8-74.5L
4	90116-08230-00	. BOLT, STUD	1	M8-64L
5	95333-08600-00	. NUT	2	
6	90201-084G3-00	. WASHER, PLATE	2	
7	95811-08035-00	BOLT, FLANGE (95821-08035)	1	
8	95811-08045-00	BOLT, FLANGE (JN5)	11	
9	95811-08050-00	BOLT, FLANGE (95812-08050)	1	
10	(2F3-00000-20-00)	GSKTKT XS750E/F		SEE GRID H-1 FOR KIT COMPONENT
	95811-08075-00	BOLT, FLANGE	3	
11	95811-08085-00	BOLT, FLANGE	1	
12	95821-10095-00	BOLT, FLANGE	2	
13	95811-10100-00	BOLT, FLANGE	2	
14	(95821-10105-00)	BOLT, FLANGE	2	
15	95821-10115-00	BOLT, FLANGE	1	
16	(95821-10125-00)	BOLT, FLANGE	1	
17	97313-08040-00	BOLT, HEXAGON (97322-08040)	1	
18	90201-084G3-00	WASHER, PLATE	3	
19	90201-10128-00	WASHER, PLATE	4	
20	(1J7-15442-01-00)	HOUSING, BEARING	1	
21	93306-30407-00	BEARING (B6304C3)	1	
22	2F3-15449-01-00	RING, RUBBER	1	
23	99530-10014-00	PIN, DOWEL	2	
24	91316-08040-00	BOLT, SOCKET HEAD	2	
25	91316-08025-00	BOLT, SOCKET HEAD	1	
26	91316-08050-00	BOLT	1	
27	(2G2-15164-00-00)	HOUSING, BEARING 2	1	

CONTINUED ON NEXT FRAME ➤

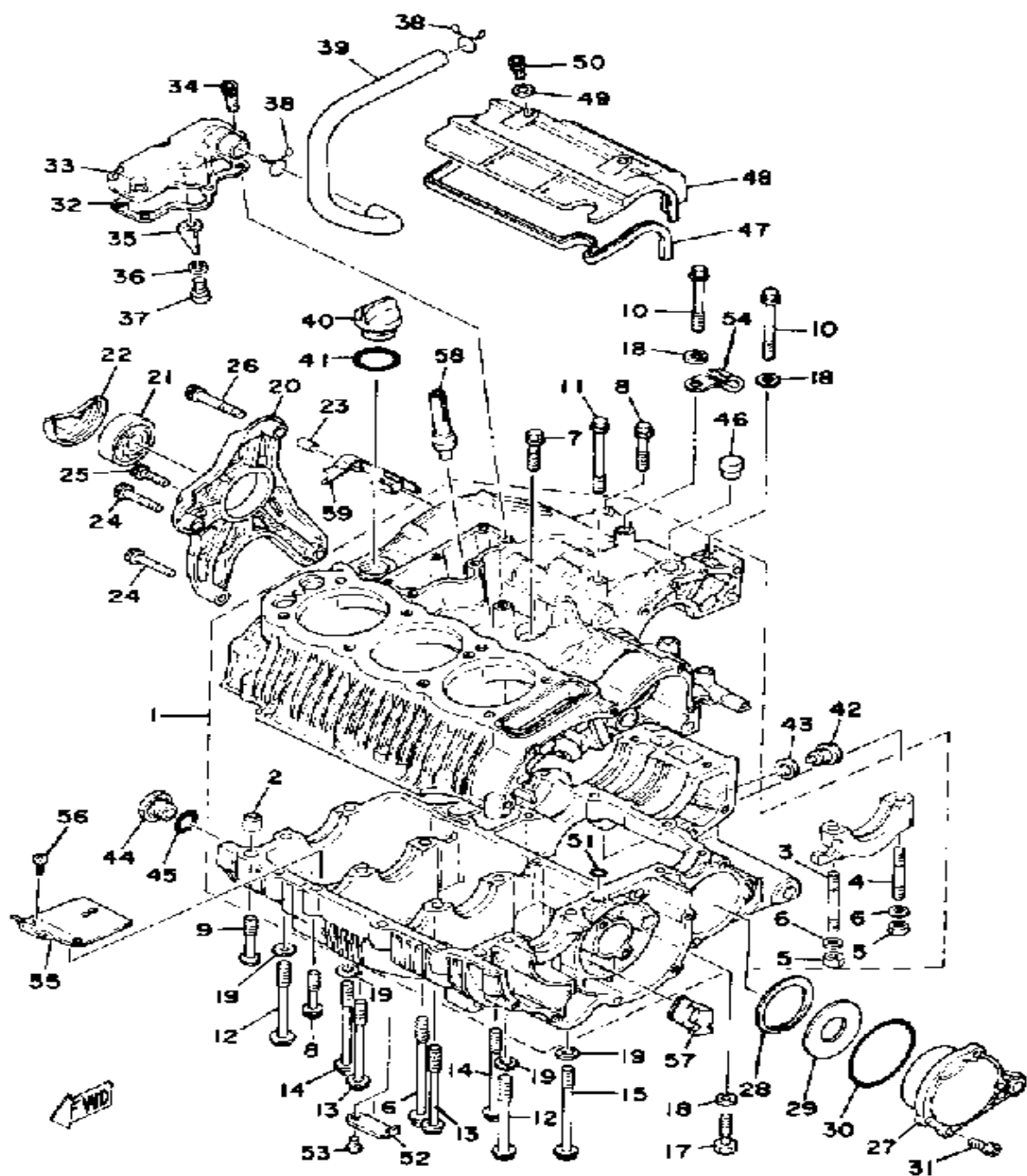
CRANKCASE



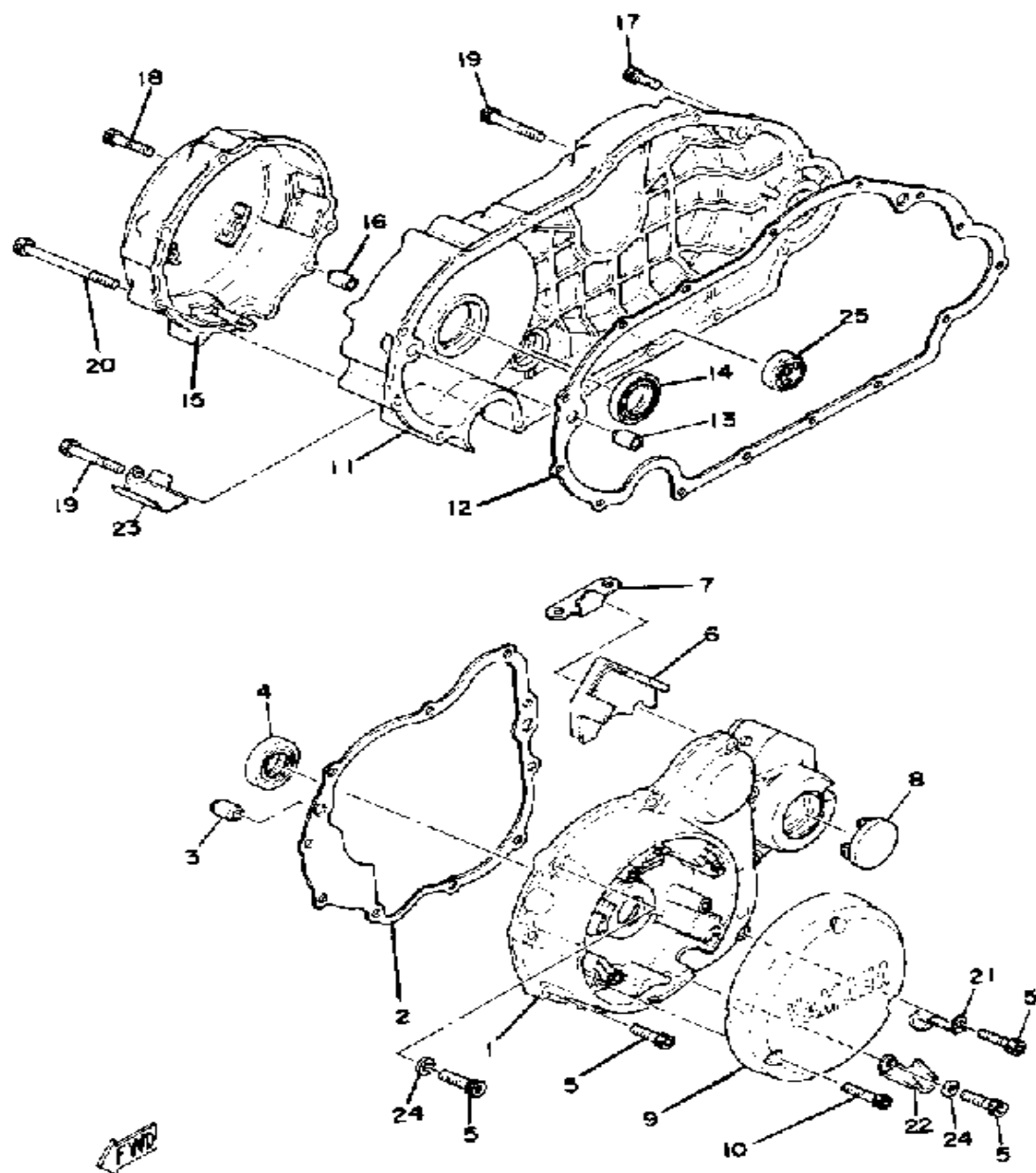
Ref. No.	Part Number	Description	Qty	Remarks
28	93420-65052-00	CIRCLIP, R-TYPE	1	
29	(90201-31662-00)	WASHER, PLATE	1	
30	(2F3-00000-20-00)	GSKTKT XS750E/F		SEE GRID H-1 FOR KIT COMPONENT
	(90201-31662-00)	WASHER, PLATE	1	
31	91316-06020-00	BOLT, SOCKET HEAD	4	
32	1J7-11169-00-00	GASKET, BRTHR COVER	1	
33	(2F3-11168-00-00)	COVER, BREATHER	1	
34	91316-06025-00	BOLT	6	
35	(1J7-11165-00-00)	PLATE, BREATHER	1	
36	92995-06100-00	WASHER, SPRING	1	
37	98503-06014-00	SCREW, PAN HEAD (92502-06016)	1	
38	90467-14015-00	CLIP	2	
39	2F3-11166-00-00	PIPE, BREATHER 1	1	
40	2F3-15363-00-00	PLUG, OIL	1	
41	93210-29198-00	O-RING	1	
42	90340-14118-00	PLUG, STRAIGHT	1	
43	214-11198-01-00	GASKET	1	
44	(90401-18042-00)	BOLT, UNION	1	
45	93210-18319-00	O-RING	1	
46	2H7-17590-09-00	UNAVAILABLE IN PRICE BOOK	1	
47	1J7-15446-00-00	GSKT, STRTG MTR CVR	1	
48	(1J7-15436-00-00)	COVER, STRTG MOTOR	1	
49	92906-06200-00	WASHER	2	
50	(2F3-00000-20-00)	GSKTKT XS750E/F		SEE GRID H-1 FOR KIT COMPONENT
	91316-06012-00	BOLT, SOCKET HEAD	2	
51	93210-09350-00	O-RING	1	
52	(90465-08112-00)	CLAMP	3	

CONTINUED ON NEXT FRAME ➤

CRANKCASE

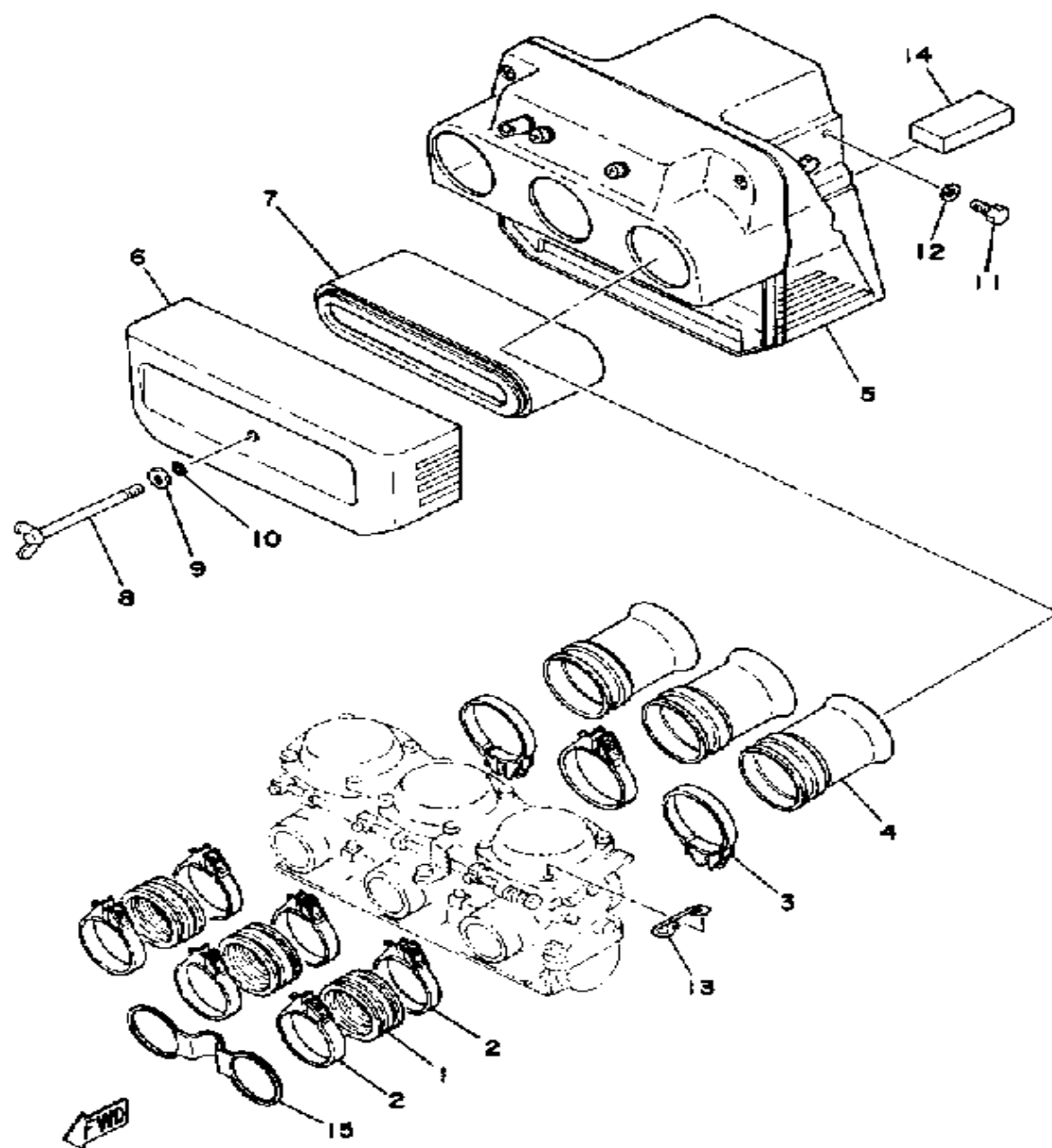


Ref. No.	Part Number	Description	Qty	Remarks
53	97011-06010-00	BOLT	3	
54	90465-08017-00	CLAMP	1	
55	(2F3-15123-00-00)	PLATE, BUFFLE 1	3	
56	(90167-05002-00)	SCREW, TAPPING	9	
57	(2F3-15167-00-00)	PLUG, BLIND 1	1	
58	(2F3-15358-20-00)	SEPARATOR, OIL	1	
59	(2F3-15432-09-00)	COLLECTOR, OIL	1	



CRANKCASE COVER

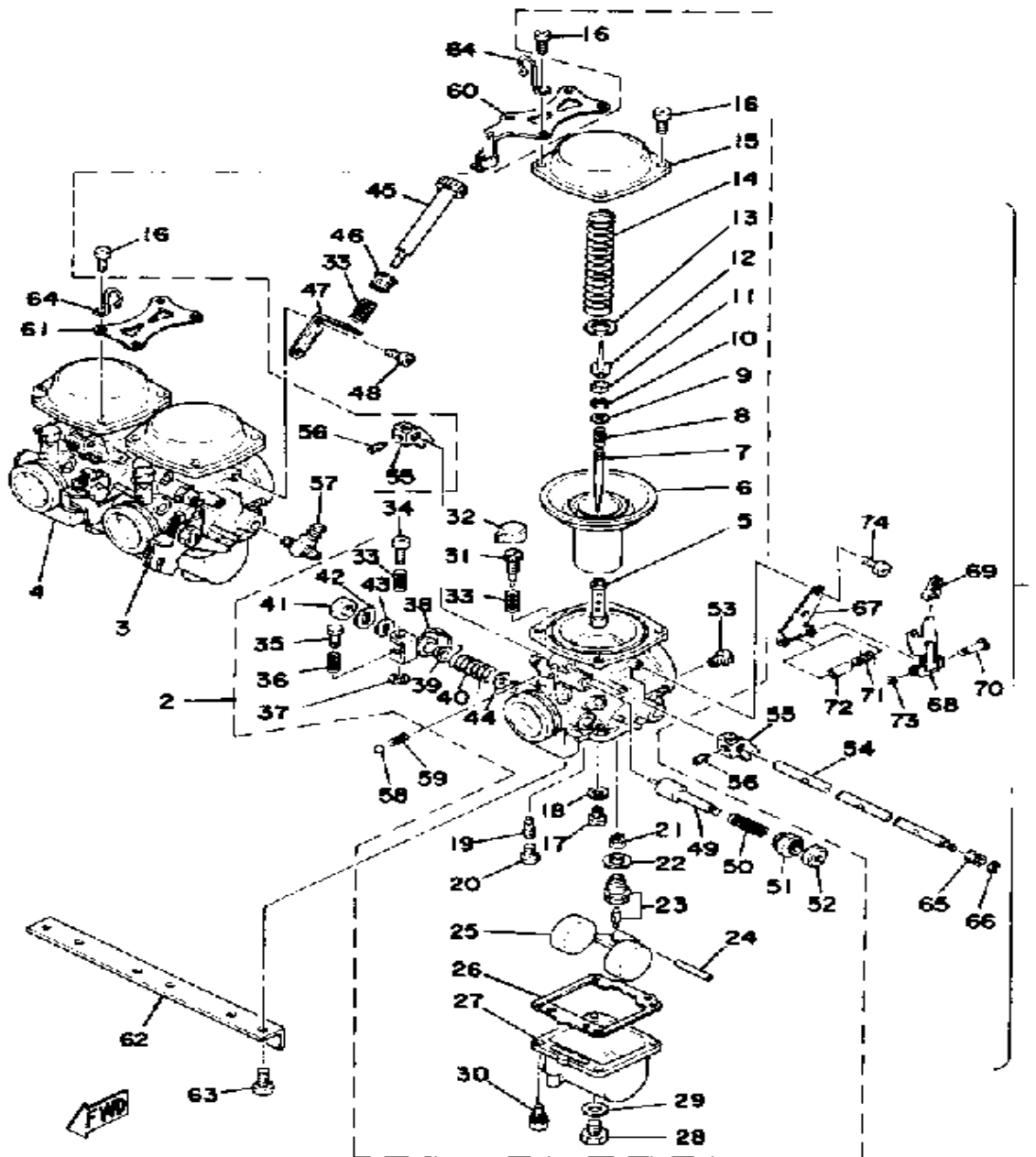
Ref. No.	Part Number	Description	Qty	Remarks
1	1J7-15410-01-00	CRCS COVER ASSEMBLY L (1J7-15410-00)	1	
2	1J7-15461-00-00	GASKET, CRCS CVR 2	1	
3	99530-10014-00	PIN, DOWEL	2	
4	93102-24154-00	OIL SEAL, SD-TYPE	1	
5	91316-06025-00	BOLT	11	
6	1J7-15474-00-00	SEAL, AIR DUCT	1	
7	1J7-15497-00-00	PLATE, DUST SEAL	1	
8	1J7-15417-02-00	COVER, CAP	1	
9	1J7-15416-00-00	COVER, OIL PUMP	1	
10	90110-06138-00	BOLT, HEX SKT HEAD	3	
11	(1J7-15431-10-00)	COVER, CRANKCASE 3	1	
12	1J7-15451-00-00	GASKET, CRCS COVER	1	
13	(2F3-00000-20-00)	GSKTKT XS750E/F		SEE GRID H-1 FOR KIT COMPONENT
	99530-10014-00	PIN, DOWEL	2	
14	93102-25153-00	OIL SEAL, SD-TYPE	1	
15	1J7-15415-01-00	COVER, GENERATOR	1	
16	99510-08016-00	PIN, DOWEL	2	
17	91316-06018-00	BOLT, SOCKET HEAD	4	
18	90110-06138-00	BOLT, HEX SKT HEAD	1	
19	91316-06040-00	BOLT, SOCKET HEAD	7	
20	91316-06080-00	BOLT	4	
21	(90465-08116-00)	CLAMP	2	
22	(1T4-81624-00-00)	PLATE, CONTACT BRKR	1	
23	(90465-10113-00)	CLAMP	1	
24	90201-06431-00	WASHER, PLATE (90201-06037-00)	2	
25	2H7-15361-00-00	GAUGE, LEVEL	1	



INTAKE

Ref. No.	Part Number	Description	Qty	Remarks
1	2F3-13586-01-00	JOINT, CARBURETOR 1 (2F3-13586-00)	3	
2	90460-54137-00	CLAMP, hose	6	
3	90460-58015-00	CLAMP, HOSE	3	
4	2F3-14453-00-00	JOINT, AIR CLNR 1	3	
5	2F3-W1441-05-00	AIR CLEANER CASE	1	
6	2F3-14422-00-00	CAP, CLEANER CASE 2	1	
7	4E2-14451-00-00	ELEMENT, AIR CLNR	1	
8	90122-06006-00	BOLT, WING	1	
9	92990-06200-00	WASHER	1	
10	93210-06257-00	O-RING	1	
11	97011-06020-00	BOLT	4	
12	92990-06200-00	WASHER	4	
13	(90468-20083-00)	CLIP	1	
14	(2F3-14452-00-00)	SEAL	1	
15	(90465-08120-00)	CLAMP	1	

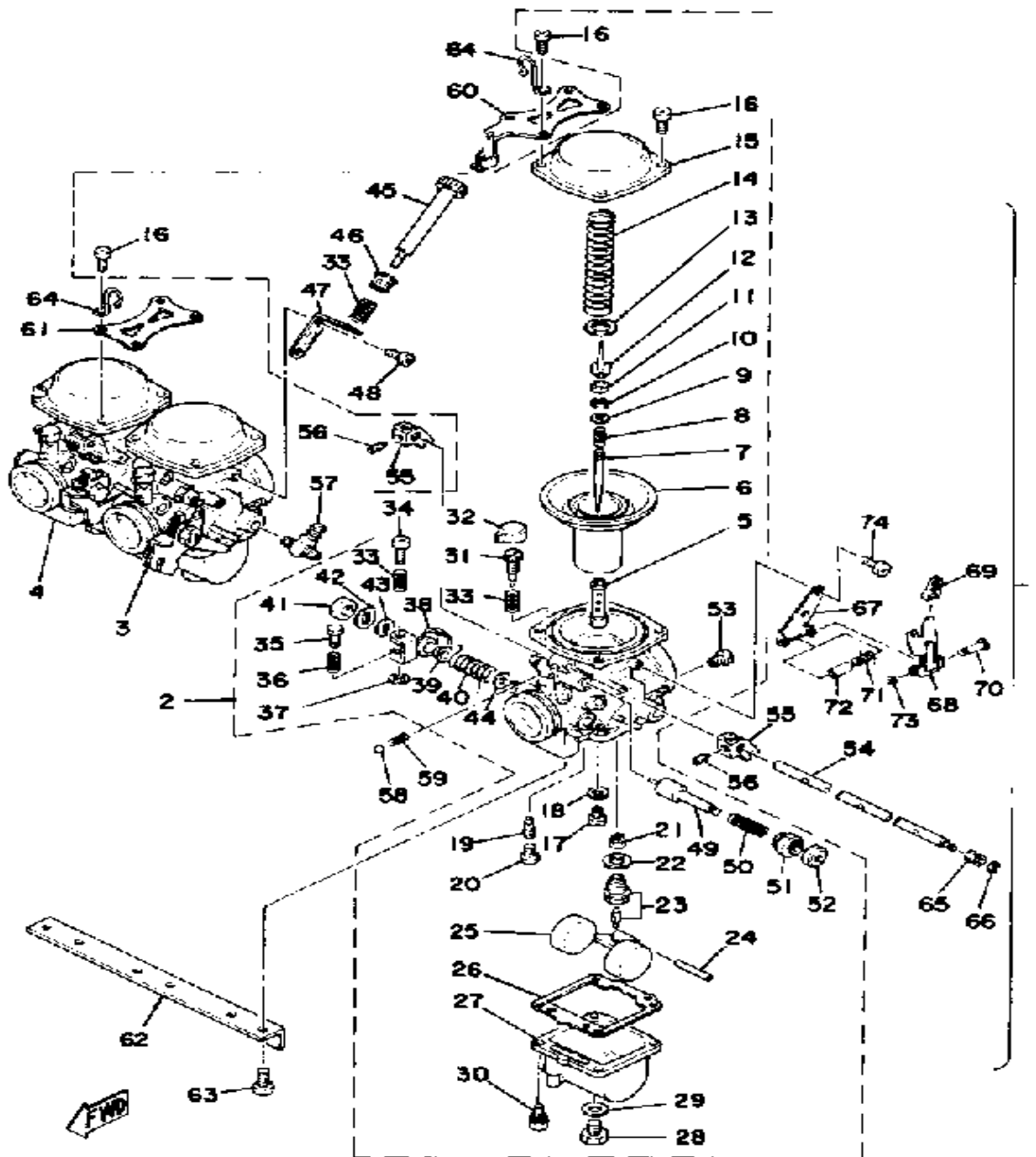
CARBURETOR



Ref. No.	Part Number	Description	Qty	Remarks
2	(2F3-14901-00-00)	CARBURETOR ASSEMBLY 1	1	
3	2F3-14902-00-00	. CARBURETOR ASSEMBLY 2	1	
4	(2F3-14903-00-00)	CARBURETOR ASSEMBLY 3	1	
5	2F3-14941-90-00	.. NOZZLE, MAIN	3	
6	2F3-14940-00-00	.. DIAPHRAGM ASSEMBLY	3	
7	2F3-14116-06-00	.. NEEDLE	3	
8	2F0-14589-00-00	.. SPRING	3	
9	2F3-14952-00-00	.. WASHER	3	
10	256-14919-00-00	.. CLIP	3	
11	2F0-14918-00-00	.. RING	3	
12	(2F3-14946-00-00)	PLATE, NEEDLE FTNG	3	
13	2F0-14919-00-00	.. CLIP	3	
14	1M0-14933-00-00	SPRING, DIAPHRAGM	3	
15	(2F3-14958-00-00)	COVER, DIAPHRAGM	3	
16	98580-05014-00	.. SCREW, PAN HEAD	12	
17	620-14231-26-A0	.. JET, MAIN (#130.0)	3	
18	137-14153-00-00	.. WASHER, MAIN JET	3	
19	256-14142-42-A0	.. JET, PILOT #42 5	3	
20	2F3-14991-00-00	.. SCREW	3	
21	1J7-14994-00-00	.. NET, FILTER	3	
22	239-14195-00-00	.. WASHER, NEEDLE VALVE	3	
23	1J7-14190-20-00	.. NEEDLE VALVE ASSEMBLY	3	
24	537-14186-00-00	.. PIN, FLOAT	3	
25	2A2-14985-01-00	.. FLOAT	3	
26	2A2-14984-01-00	.. GASKET, FLOAT CHMBR	3	
27	(2A2-14981-06-00)	BODY, FLOAT CHAMBER	3	
28	1A8-14991-00-00	.. SCREW	3	
29	1L9-14952-00-00	.. WASHER	3	
30	(97601-05114-00)	SCREW, PN/HD.W/WSHR	12	

CONTINUED ON NEXT FRAME ➤

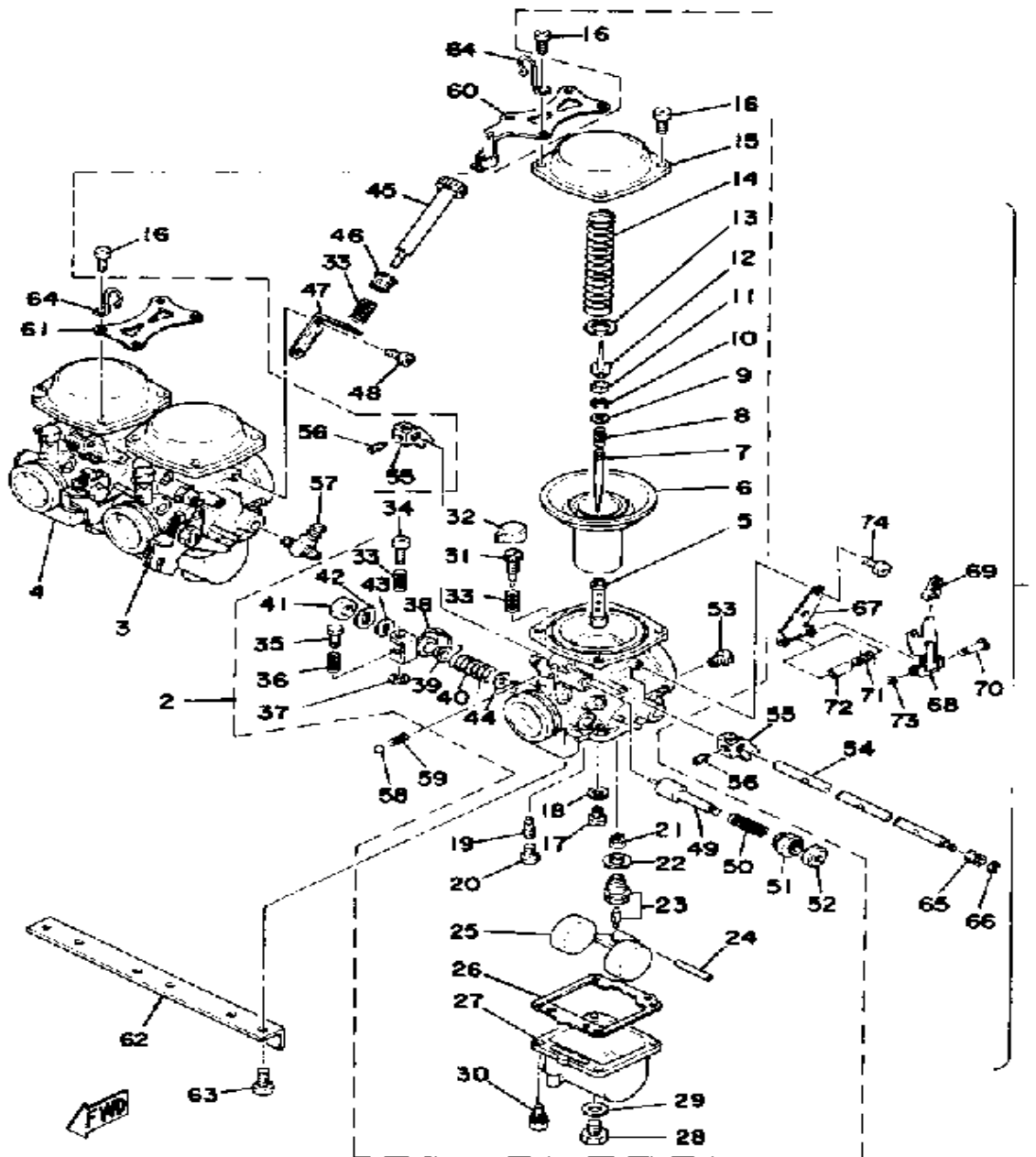
CARBURETOR



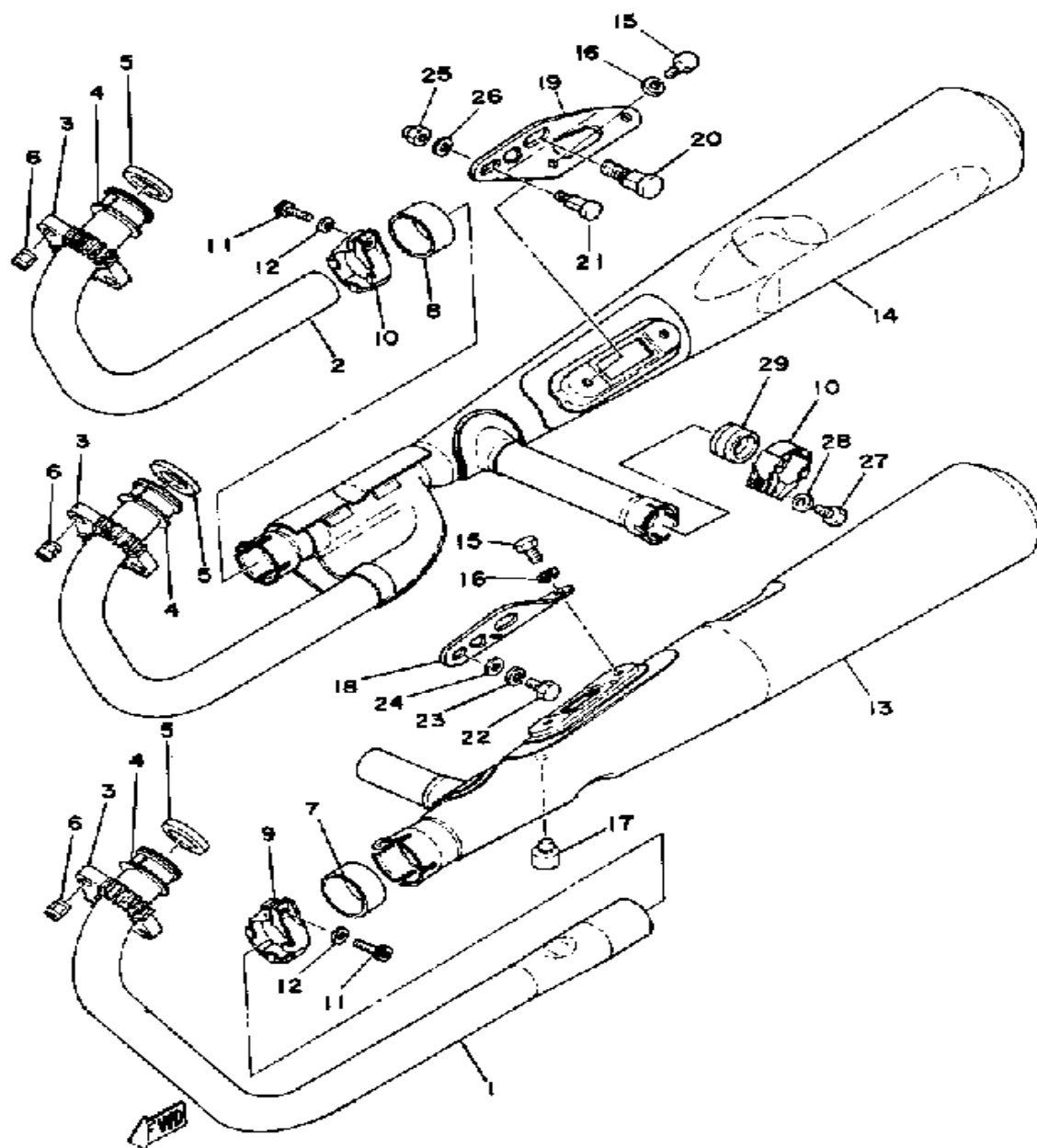
Ref. No.	Part Number	Description	Qty	Remarks
31	2A2-14923-00-00	.. SCREW, PILOT	3	
32	8A7-14969-00-00	.. CAP	3	
33	256-14934-01-00	.. SPRING, THRTL STOP	6	
34	256-14922-01-00	.. SCREW, THROTTLE	2	
35	584-14992-00-00	.. ROD	2	
36	(584-14934-00-00)	SPRING, THRTL STOP	2	
37	256-14937-00-00	.. CLIP	2	
38	(2F3-14913-00-00)	LEVER, THROTTLE	1	
	(2F3-14963-00-00)	LEVER, THROTTLE 4	1	
	(2F3-14964-00-00)	LEVER, THROTTLE 2	1	
39	(2A2-14918-00-00)	RING	3	
40	(2A2-14932-00-00)	SPRING, THRTL 2	1	
	(2F3-14931-00-00)	SPRING, THRTL LEVER	1	
	(2F3-14932-00-00)	SPRING, THRTL 2	1	
41	90170-12175-00	.. NUT	3	
42	256-14953-00-00	.. WASHER	3	
43	(306-14970-00-00)	VALVE, THROTTLE	3	
44	2A2-14997-00-00	.. SEAL	3	
45	2A2-14922-00-00	.. SCREW, THROTTLE	1	
46	1J7-14998-00-00	.. BUSH	1	
47	(2F3-14243-00-00)	PLATE	1	
48	98580-04008-00	.. SCREW, PAN HEAD	2	
49	2A2-14171-00-00	.. PLUNGER, STARTER	3	
50	256-14135-00-00	.. SPRING, PLUNGER	3	
51	2A2-14174-00-00	.. CAP, PLUNGER	3	
52	2A2-14173-00-00	.. COVER, PLUNGER CAP ...	3	
53	2A2-14172-36-00	.. PILOT JET, AIR #1 0	3	
54	2F3-14978-00-00	. SHAFT, STARTER LVR	1	
55	(2A2-14905-00-00)	LEVER, STARTER	3	

CONTINUED ON NEXT FRAME ➤

CARBURETOR

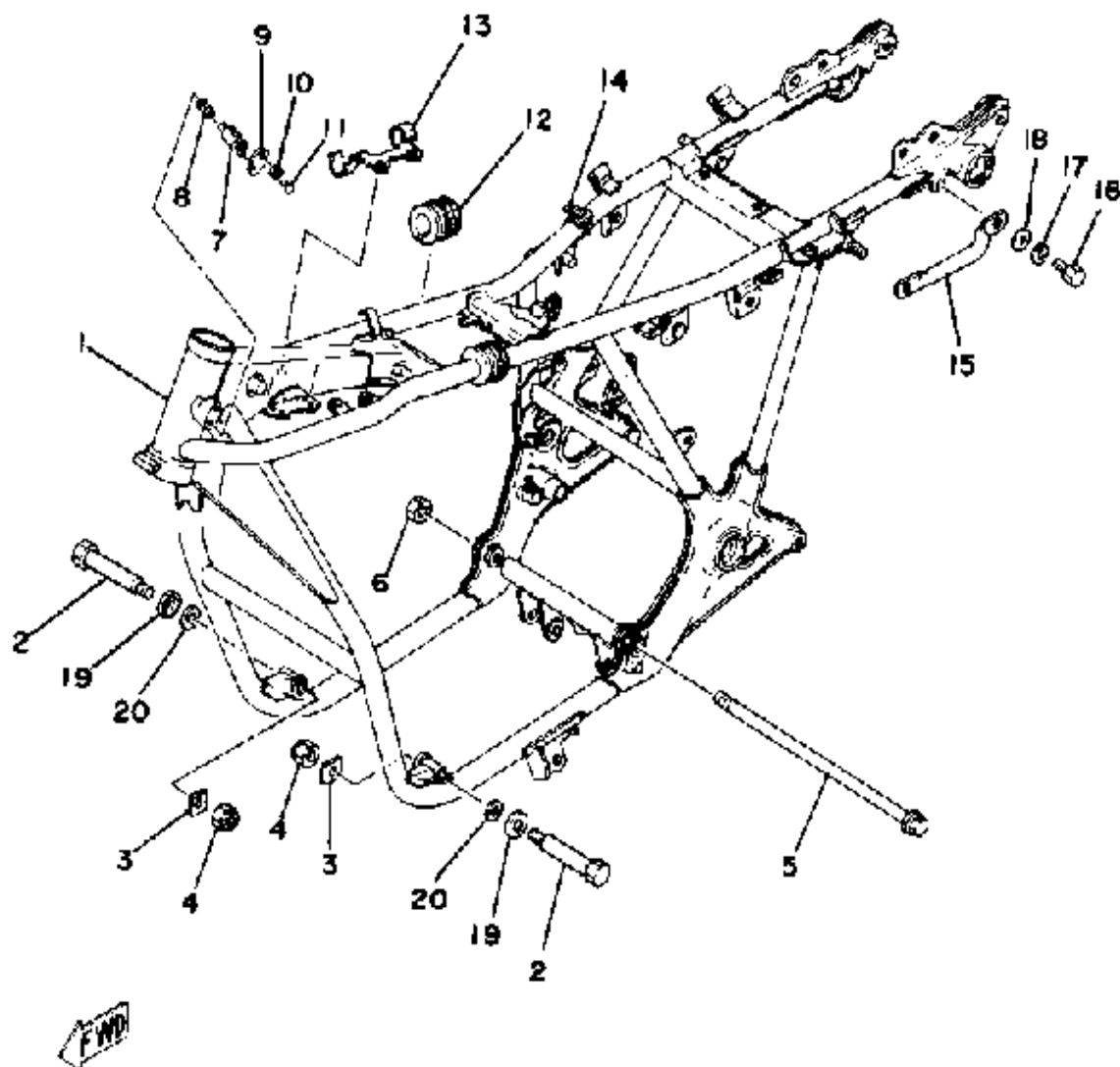


Ref. No.	Part Number	Description	Qty	Remarks
56	2F3-14991-00-00	. SCREW	3	
57	1J7-14988-00-00	. PIPE, STARTER CON	2	
58	93501-08001-00	. BALL	2	
59	583-14589-00-00	. SPRING	2	
60	(2F3-14926-00-00)	BRACKET, THROTTLE 1	1	
61	(1J7-14243-00-00)	PLATE	1	
62	(1J7-14146-00-00)	PLATE	1	
63	98503-06014-00	. SCREW, PAN HEAD (92502-06016)	6	
64	90462-13032-00	. CLAMP	2	
65	2F3-14998-00-00	. BUSH	1	
66	737-14137-00-00	. CLIP	1	
67	3H3-14995-00-00	. BRACKET	1	
68	2F3-14975-00-00	. LEVER, STARTER 1	1	
69	2F3-14968-00-00	. CAP	1	
70	2F3-14386-00-00	. PIN, FLOAT	1	
71	2F3-14938-00-00	. SPRING	1	
72	(2F3-14996-00-00)	PIPE	1	
73	2F3-14919-00-00	. CLIP	1	
74	98580-04008-00	. SCREW, PAN HEAD	2	



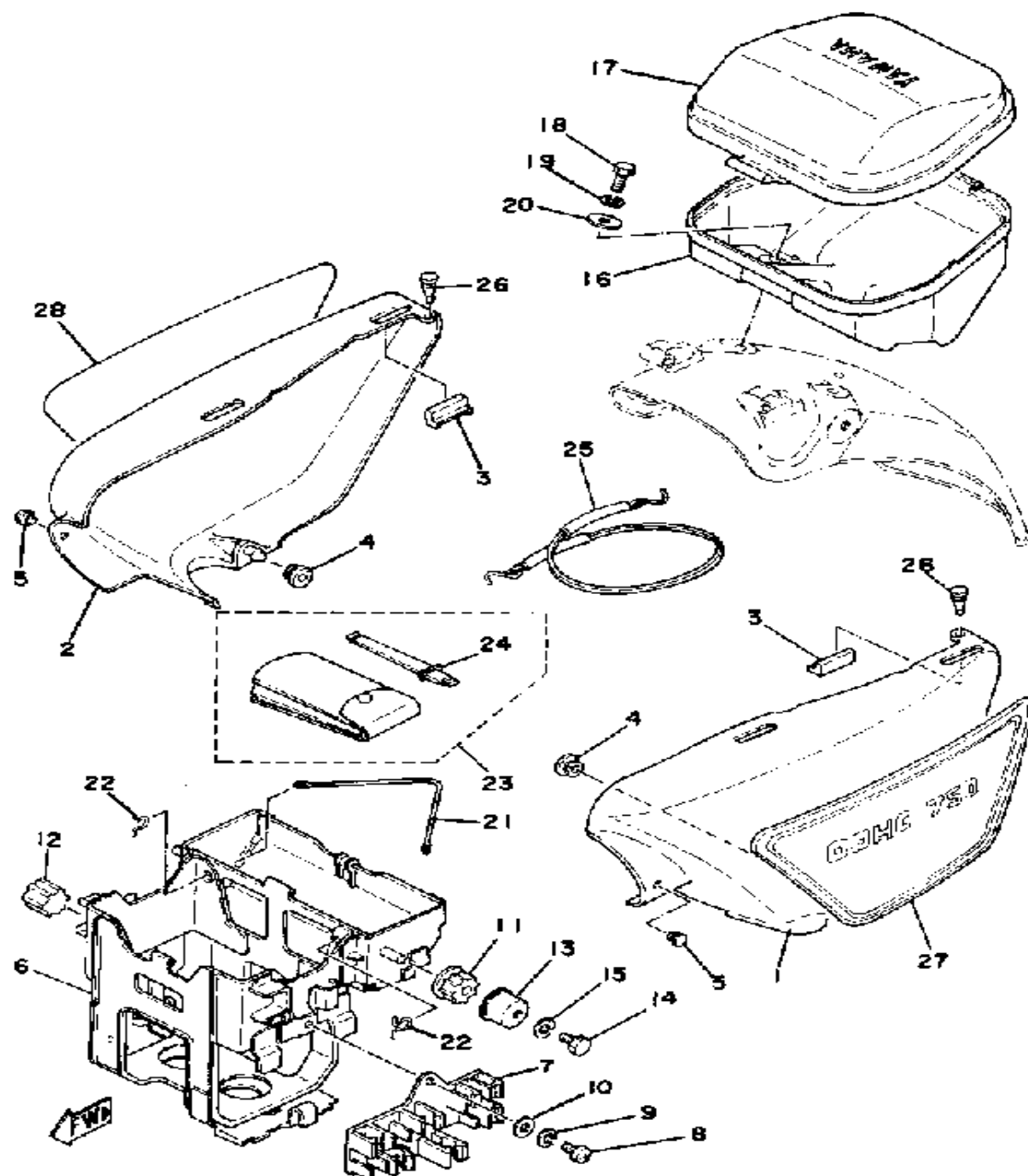
EXHAUST

Ref. No.	Part Number	Description	Qty	Remarks
1	1T4-14611-01-00	PIPE, EXHAUST L	1	
2	1T4-14631-10-00	PIPE, EXHAUST 3	1	
3	(4H1-14612-00-00)	NUT, RING	3	
4	1J7-14614-00-00	FLANGE, EXST PIPE	6	
5	4BE-14613-00-00	GASKET, EXHAUST PIPE	5	
6	90179-08004-00	NUT	6	
7	1T4-14714-00-00	GASKET, MUFFLER	1	
8	1J7-14714-00-00	GASKET, MUFFLER	1	
9	1T4-14788-00-00	BAND, SILENCER	1	
10	1L9-14788-00-00	BAND, SILENCER	2	
11	91316-06025-00	BOLT	2	
12	92901-06600-00	WASHER	2	
13	2F3-14711-80-00	MUFFLER L	1	
14	(2K3-14702-00-00)	MUFFLER 2	1	
15	97313-08016-00	BOLT, HEXAGON	4	
16	92990-08100-00	WASHER	4	
17	278-27114-00-00	STOPPER, MAIN STAND	1	
18	(1T4-27442-00-00)	BRACKET 2	1	
19	(1T4-27443-00-00)	BRACKET 3	1	
20	(1T4-27434-00-00)	BOLT	1	
21	(1T4-27435-00-00)	BOLT	1	
22	97313-08020-00	BOLT, HEXAGON	1	
23	92990-08100-00	WASHER	1	
24	92901-08600-00	WASHER	1	
25	95303-08800-00	NUT (CROWN) (95301-08800) .	1	
26	92990-08100-00	WASHER	1	
27	97011-06025-00	BOLT (97001-06025)	1	
28	92901-06600-00	WASHER	1	
29	1L9-14714-01-00	GASKET, MUFFLER	1	



FRAME

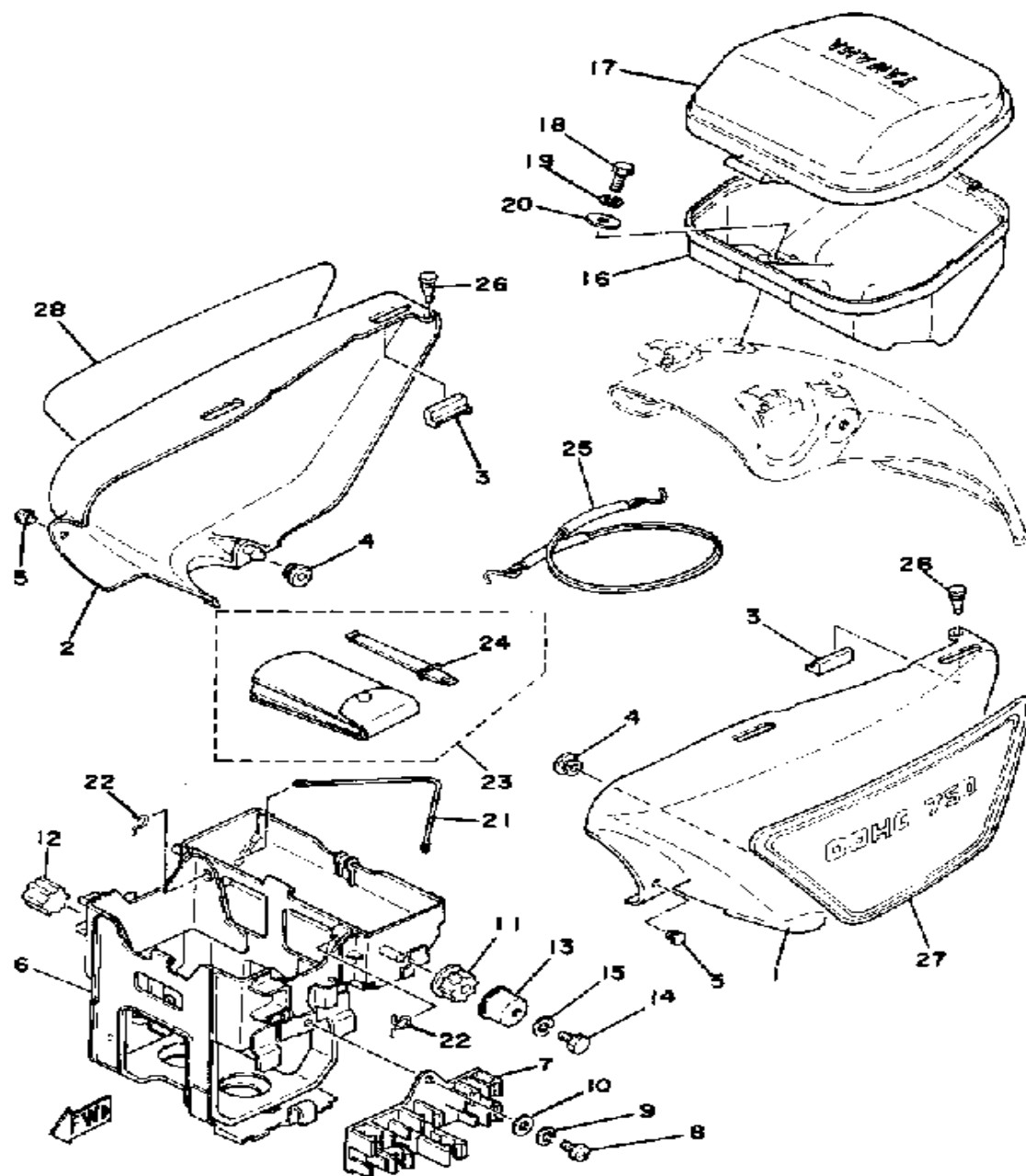
Ref. No.	Part Number	Description	Qty	Remarks
1	(1T4-21110-01-33)	FRAME	1	YAMAHA BLACK
2	90109-08502-00	BOLT	2	
3	90209-08176-00	WASHER, SPEC'L SHAP	2	
4	90185-08089-00	NUT, SELF-LOCKING	2	
5	(90101-12353-00)	BOLT	1	
6	95611-12100-00	NUT, U	1	
7	2A6-23408-00-00	STEERING LOCK ASSEMBLY .	1	
8	90502-09024-00	SPRING, CONICAL	1	
9	3DM-23484-00-00	CAP, HANDLE LOCK	1	
10	90206-04003-00	WASHER, WAVE (214-23488-00)	1	
11	90269-04003-00	RIVET	1	
12	1J7-24183-02-00	DAMPER, LOCATING 3	2	
13	(1J7-82594-01-00)	CLAMP	1	
14	437-83936-11-00	BAND, SWITCH CORD	3	
15	(1T5-21165-00-00)	HANDLE, STANDING	1	
16	97011-06016-00	BOLT	1	
17	92995-06100-00	WASHER, SPRING	1	
18	92901-06600-00	WASHER	1	
19	(90209-10175-00)	WASHER, SPEC'L SHAP	2	
20	90430-09025-00	GASKET	2	



SIDE COVER - BATTERY BOX

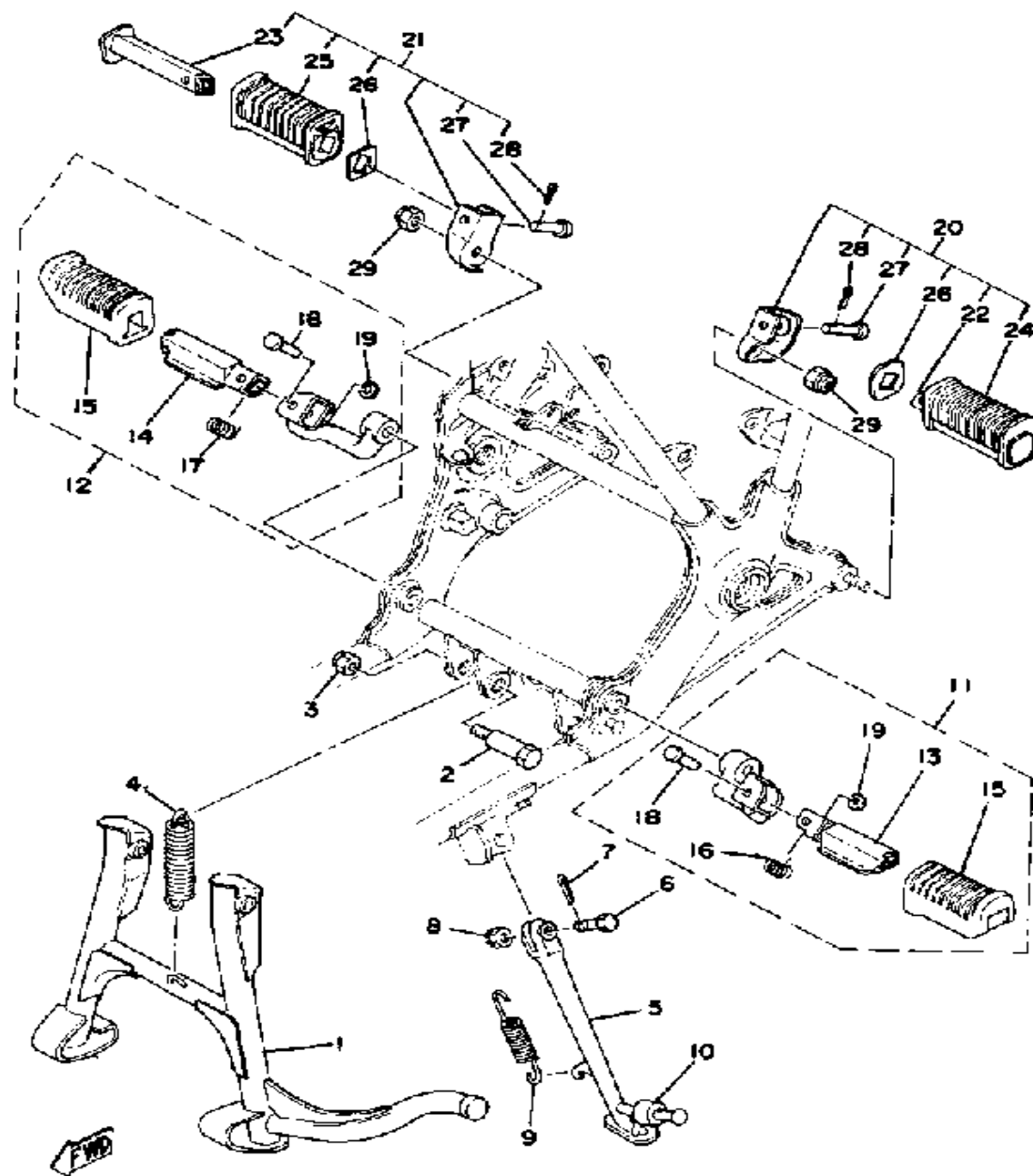
Ref. No.	Part Number	Description	Qty	Remarks
1	(2F3-21711-00-20)	COVER, SIDE 1	1	CRYSTAL SILVER
	2F3-21711-00-E9	COVER, SIDE 1	1	CARMINE RED
2	(2F3-21721-00-20)	COVER, SIDE 2	1	CRYSTAL SILVER
	2F3-21721-00-E9	COVER, SIDE 2	1	CARMINE RED
3	360-21717-01-00	DAMPER	4	
4	90480-01401-00	GROMMET	2	
5	1J7-21717-00-00	DAMPER	2	
6	(3J3-21170-01-00)	BOX	1	
7	(1J7-21794-00-00)	HOLDER, KNOB	1	
8	98580-06012-00	SCREW, PAN HEAD	1	
9	92995-06100-00	WASHER, SPRING	1	
10	92901-06600-00	WASHER	1	
11	1J7-21746-00-00	DAMPER	2	
12	2J2-21729-00-00	CLAMP, DAMPER	2	
13	(1J7-21798-00-00)	BRACKET, DAMPER	2	
14	97011-06010-00	BOLT	2	
15	92995-06100-00	WASHER, SPRING	2	
16	1T4-2177A-00-00	BOX	1	
17	1T4-2177E-00-00	LID	1	
18	97313-06016-00	BOLT, HEXAGON	2	
19	92995-06100-00	WASHER, SPRING	2	
20	90201-063J2-00	WASHER, PLATE	2	
21	256-21376-00-00	BAND, TOOL	1	
22	256-21366-00-00	HOOK, TOOL BAND	2	
23	3J3-W2810-00-00	TOOL KIT	1	
24	1J7-2815A-00-00	. GAUGE, OIL LEVEL	1	FOR MIDDLE AND FINAL GEAR CASE
25	1T4-2814A-00-00	WIRE, HOOK	1	
26	90480-05201-00	GROMMET	2	

CONTINUED ON NEXT FRAME ►



SIDE COVER - BATTERY BOX

Ref. No.	Part Number	Description	Qty	Remarks
27	(2F3-21781-00-00)	EMBLEM 1	1	FOR CARMINE RED
	(2F3-21781-10-00)	EMBLEM 1	1	FOR CRYSTAL SILVER
28	(2F3-21782-00-00)	EMBLEM 2	1	FOR CARMINE RED
	(2F3-21782-10-00)	EMBLEM 2	1	FOR CRYSTAL SILVER

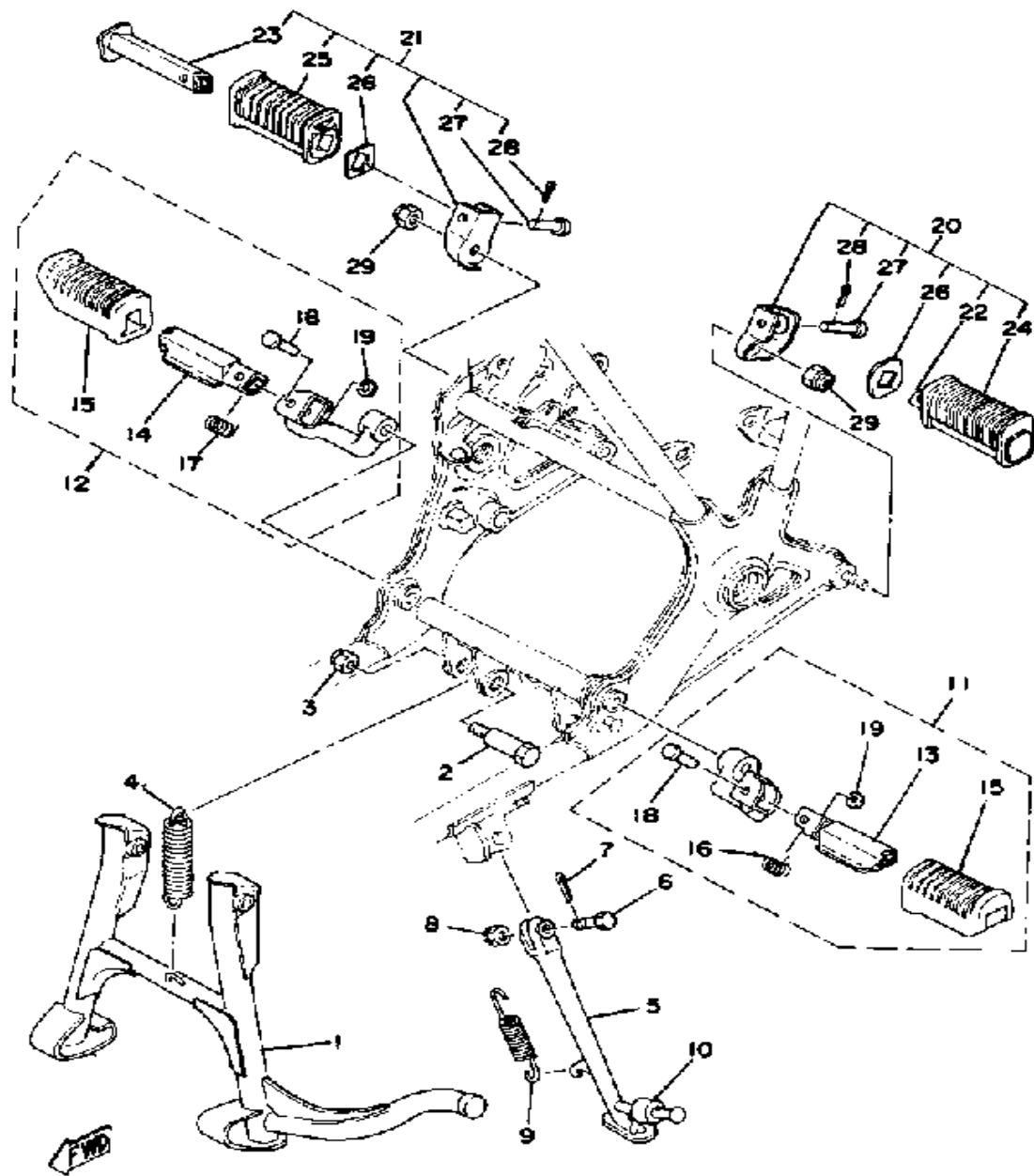


STAND - FOOTREST

Ref. No.	Part Number	Description	Qty	Remarks
1	2G2-27111-01-00	STAND, MAIN	1	
2	90109-10440-00	BOLT	2	
3	95601-10100-00	NUT, U (95602-10100-00)	2	
4	90506-40145-00	SPRING, TENSION	1	
5	(1T5-27311-00-00)	STAND, SIDE	1	
6	90102-10006-00	BOLT, WITH HOLE (278-27317-00)	1	
7	91490-20025-00	PIN, SPLIT	1	
8	90171-10012-00	NUT, CASTLE	1	
9	90506-28146-00	SPRING, TENSION	1	
10	278-27314-00-00	STOPPER	1	
11	(1J7-27410-02-00)	FRT FOOTREST ASSEMBLY L	1	
12	1J7-27420-02-00	FRT FOOTREST ASSEMBLY R	1	
13	1J7-27451-00-00	. FOOTREST	1	
14	1J7-27461-00-00	. FOOTREST	1	
15	4L0-27423-00-00	. COVER, FOOTREST	2	
16	90508-20154-00	. SPRING, TORSION	1	
17	90508-20155-00	. SPRING, TORSION	1	
18	90243-08006-00	. PIN	2	
19	90201-06042-00	. WASHER, PLATE	2	
20	1T4-27430-00-00	RR FOOTREST ASSEMBLY 1	1	
21	1T4-27440-00-00	RR FOOTREST ASSEMBLY 2	1	
22	447-27431-00-00	. FOOTREST, REAR 1	1	
23	447-27441-00-00	. FOOTREST, REAR 2	1	
24	1J7-27433-00-00	. COVER, RR FOOTREST	1	
25	1J7-27444-00-00	. COVER, RR FOOTREST	1	
26	90209-18070-00	. WASHER, SPECL SHAP	2	
27	91701-06035-00	. PIN, CLEVIS	2	
28	91490-16020-00	. PIN, COTTER	2	

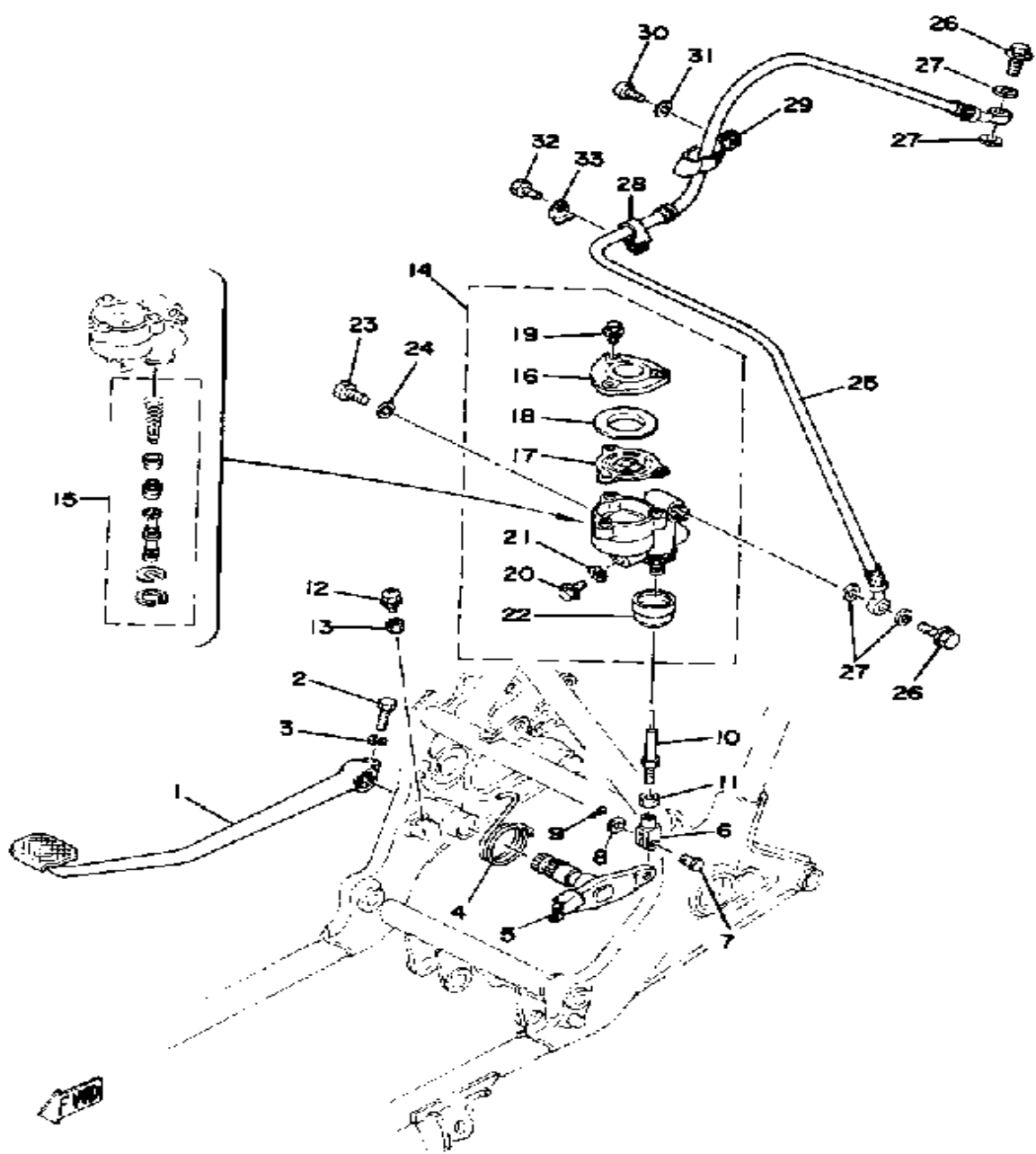
CONTINUED ON NEXT FRAME ►

STAND - FOOTREST



Ref. No.	Part Number	Description	Qty	Remarks
29	90185-12046-00	NUT, SELF-LOCKING	2	

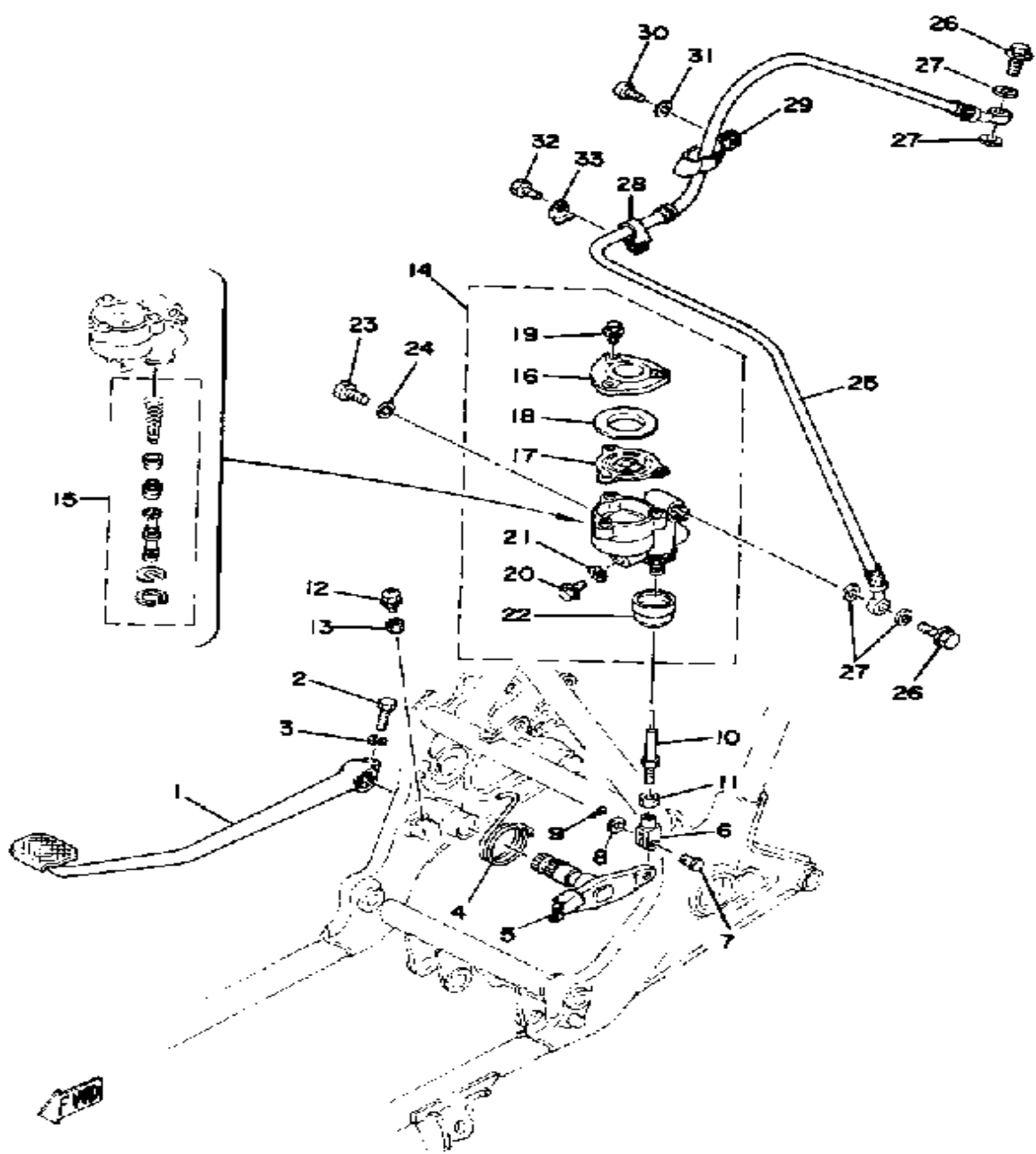
BRAKE PEDAL - REAR MASTER CYLINDER



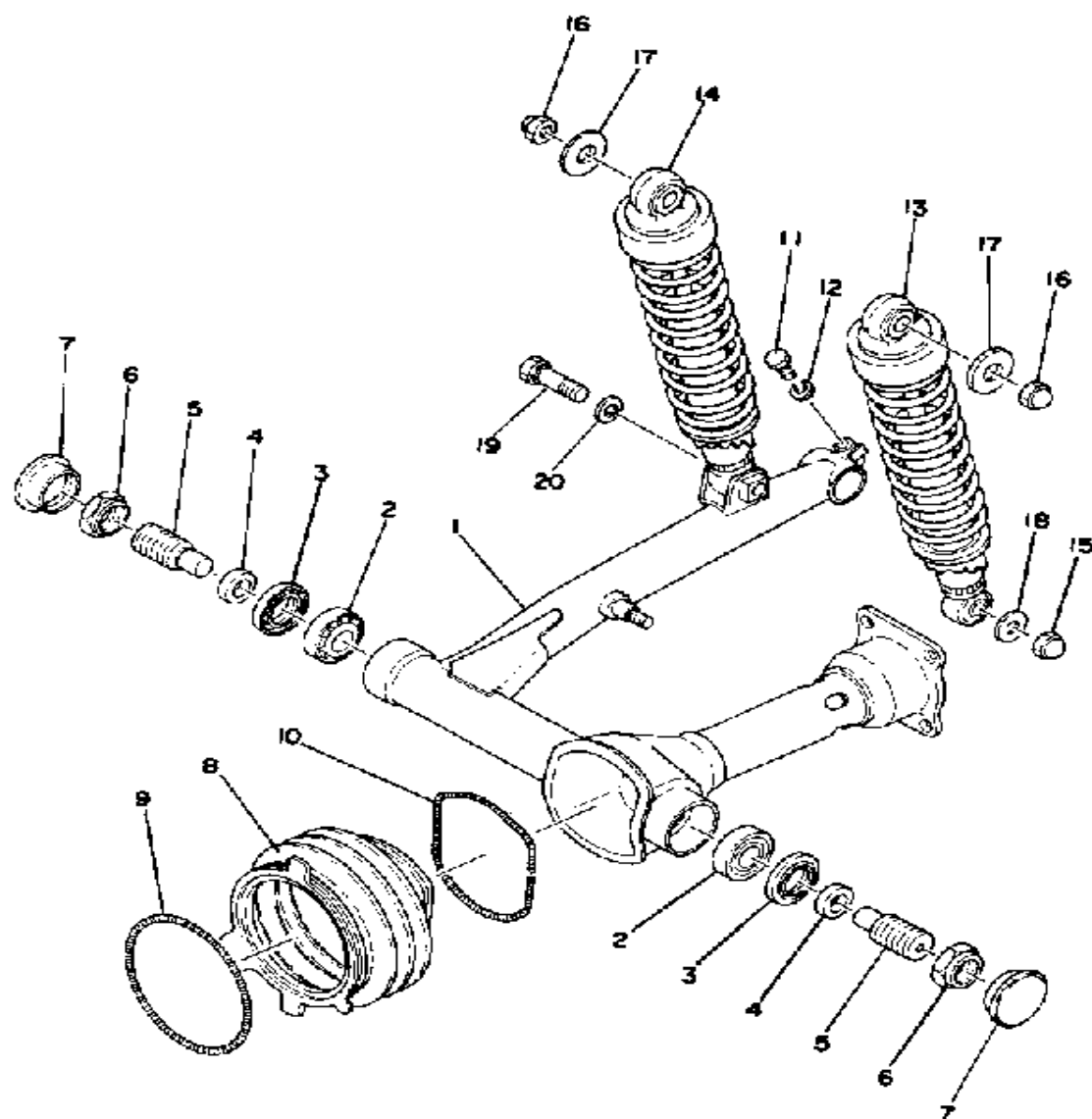
Ref. No.	Part Number	Description	Qty	Remarks
1	2G2-27211-00-00	PEDAL, BRAKE	1	
2	90109-06468-00	BOLT	1	
3	92995-06100-00	WASHER, SPRING	1	
4	(90508-40314-00)	SPRING, TORSION	1	
5	(1J7-27212-01-00)	SHAFT, BRAKE PEDAL	1	
6	1J3-27222-01-00	JOINT	1	
7	90240-08013-00	PIN, CLEVIS	1	
8	90201-08083-00	WASHER, PLATE	1	
9	91490-16020-00	PIN, COTTER	1	
10	1J7-27231-00-00	ROD, BRAKE	1	
11	95303-08700-00	NUT	1	
12	90153-06008-00	SCREW, HEXAGON	1	
13	90170-06184-00	NUT, HEXAGON	1	
14	1J7-25850-52-00	MSTR CYLINDER ASSEMBLY .	1	
15	1J3-W0042-01-00	. UNAVAILABLE IN PRICE BOOK (1J3-20000-50)	1	
16	1J3-25852-52-00	. CAP, RESERVOIR	1	
17	1J3-25854-51-00	. DIAPHRAGM RESERVOR ...	1	
18	1J3-25855-51-00	. BUSH, DIAPHRAGM	1	
19	90153-05014-00	. SCREW, HEXAGON	3	
20	90153-10015-00	. SCREW, hexagon	1	
21	90201-10610-00	. WASHER, plate	1	
22	1J3-25862-50-00	. BOOT, MASTER CYLINDER ..	1	
23	97001-08025-00	BOLT (1NV)	2	
24	92990-08100-00	WASHER	2	
25	1J7-25874-01-00	HOSE, BRAKE	1	
26	90401-10034-00	BOLT, UNION	2	
27	90201-10118-00	WASHER, PLATE	4	
28	(90461-10023-00)	CLAMP	1	

CONTINUED ON NEXT FRAME ➤

BRAKE PEDAL - REAR MASTER CYLINDER



Ref. No.	Part Number	Description	Qty	Remarks
29	(90461-12021-00)	CLAMP	1	
30	98506-06014-00	SCREW, PAN HEAD (92506-06014)	1	
31	92906-06100-00	WASHER, SPRING	1	
32	97026-06012-00	BOLT	1	
33	(90215-06128-00)	WASHER, LOCK	1	

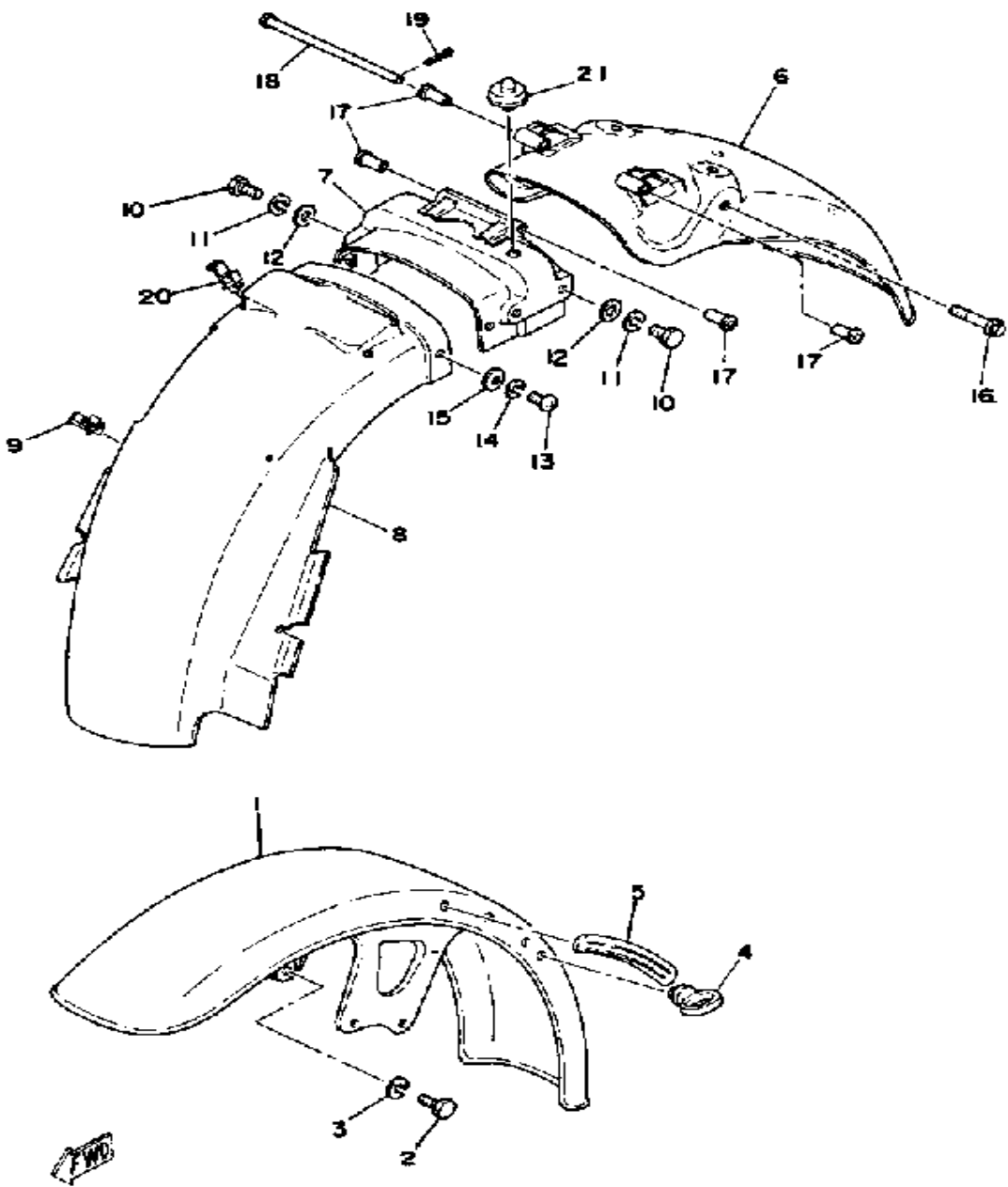


REAR ARM - REAR CUSHION

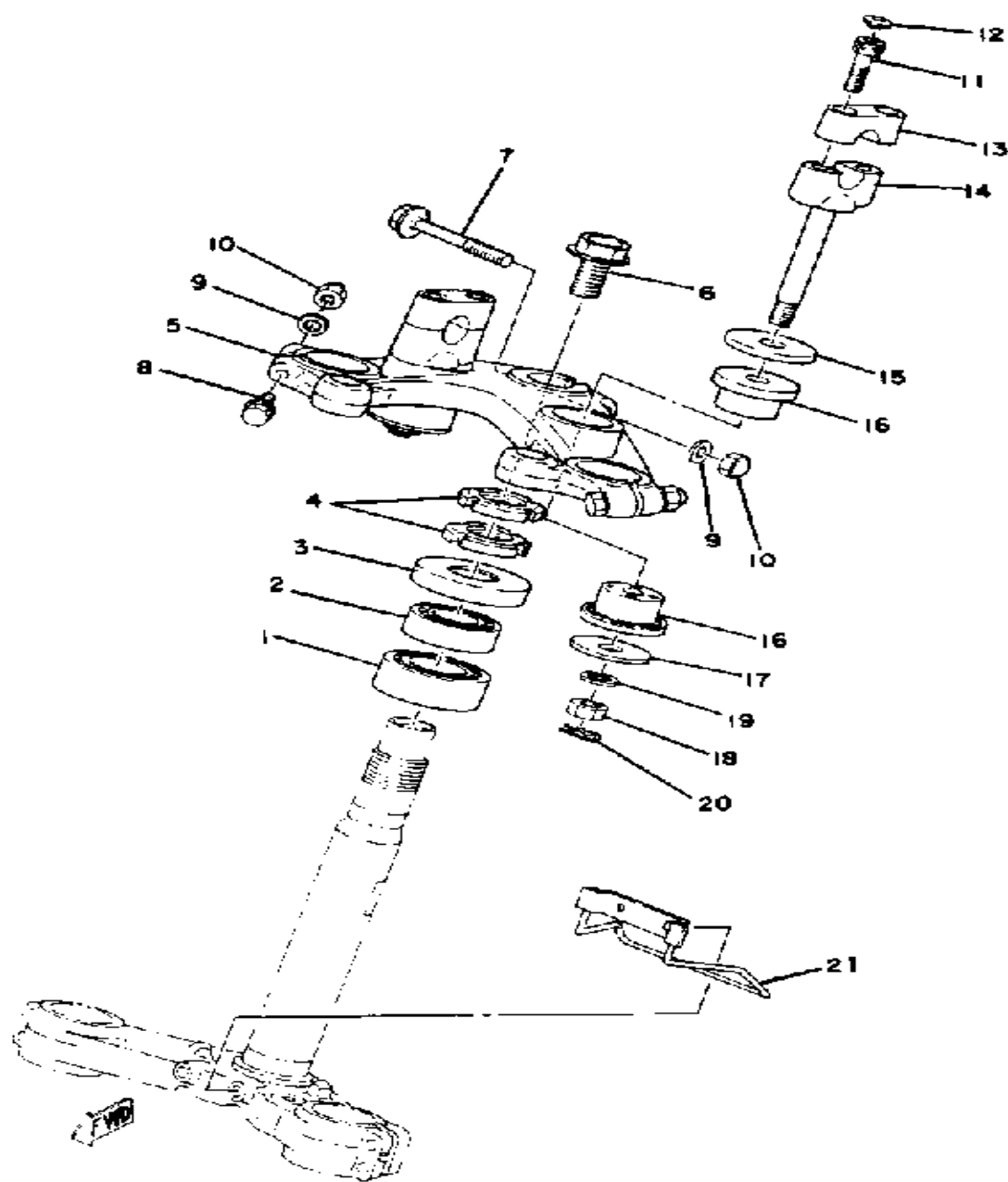
Ref. No.	Part Number	Description	Qty	Remarks
1	(1J7-22110-03-33)	REAR ARM	1	YAMAHA BLACK
2	93332-00010-00	BEARING	2	
3	93102-25017-00	OIL SEAL	2	
4	90387-17543-00	COLLAR	2	
5	1J7-22141-00-00	SHAFT, PIVOT	2	
6	1J7-22143-00-00	NUT	2	
7	90338-34069-00	PLUG	2	
8	2H7-22189-00-00	BOOT, RUBBER	1	
9	90506-07136-00	SPRING, TENSION	1	
10	90506-07135-00	SPRING, TENSION	1	
11	97313-08035-00	BOLT, HEXAGON	1	
12	92990-08100-00	WASHER	1	
13	1T5-22210-01-00	SHK/ABS ASSEMBLY, REAR .	1	
14	(1T4-22210-12-00)	SHK/ABS ASSEMBLY, REAR .	1	
15	90176-10013-00	NUT, CROWN	1	
16	90176-10009-00	NUT, CROWN	2	
17	90201-10142-00	WASHER, PLATE (341-22243-00)	2	
18	90201-10437-00	WASHER, PLATE	1	
19	90106-10030-00	BOLT, DOME HEAD	1	
20	92990-10100-00	WASHER, SPRING	1	

FWD

FRONT FENDER - REAR FENDER

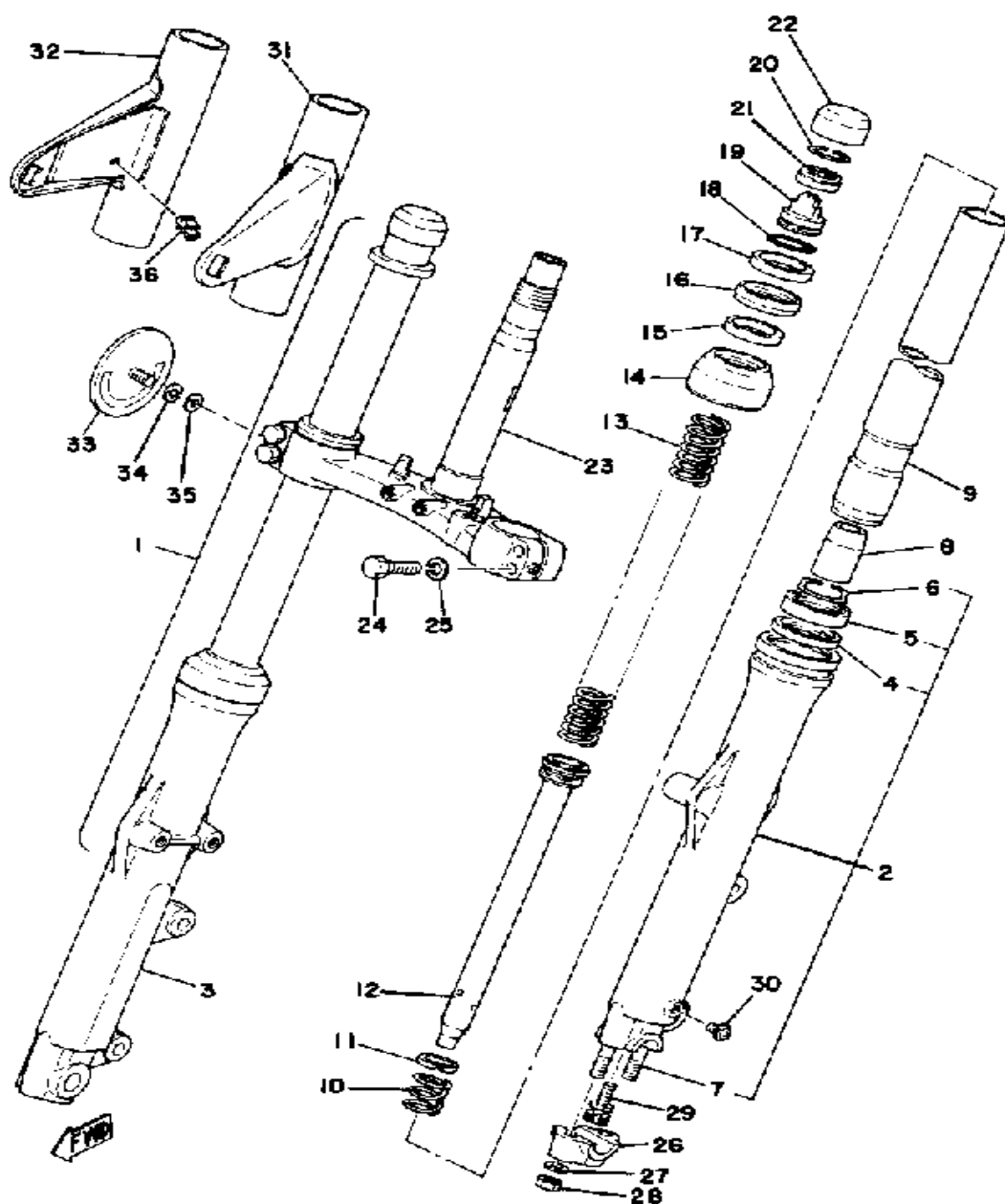


Ref. No.	Part Number	Description	Qty	Remarks
1	1J7-21510-00-93	FENDER, FRONT	1	
2	97313-08020-00	BOLT, HEXAGON	4	
3	92990-08100-00	WASHER	4	
4	1A0-21518-00-00	HOLDER, CABLE	1	
5	1J7-21517-00-00	PAD, CABLE	2	
6	(2F3-21610-00-93)	FENDER, REAR	1	
7	(1J7-21613-00-00)	STAY, FENDER 1	1	
8	(3J2-21629-01-00)	GUARD, MUD	1	
9	90464-16021-00	CLAMP	4	
10	97011-06016-00	BOLT	4	
11	92995-06100-00	WASHER, SPRING	4	
12	92901-06600-00	WASHER	4	
13	98580-06010-00	SCREW, PAN HEAD (92503-06010)	2	
14	92995-06100-00	WASHER, SPRING	2	
15	90201-06M08-00	WASHER, PLATE	2	
16	90105-08091-00	BOLT, WASHER BASED	2	
17	90387-065J6-00	COLLAR	4	
18	(91701-06152-00)	PIN, CLEVIS	1	
19	91490-16020-00	PIN, COTTER	1	
20	90464-16025-00	CLAMP	1	
21	1J7-21649-01-00	DAMPER	1	



STEERING

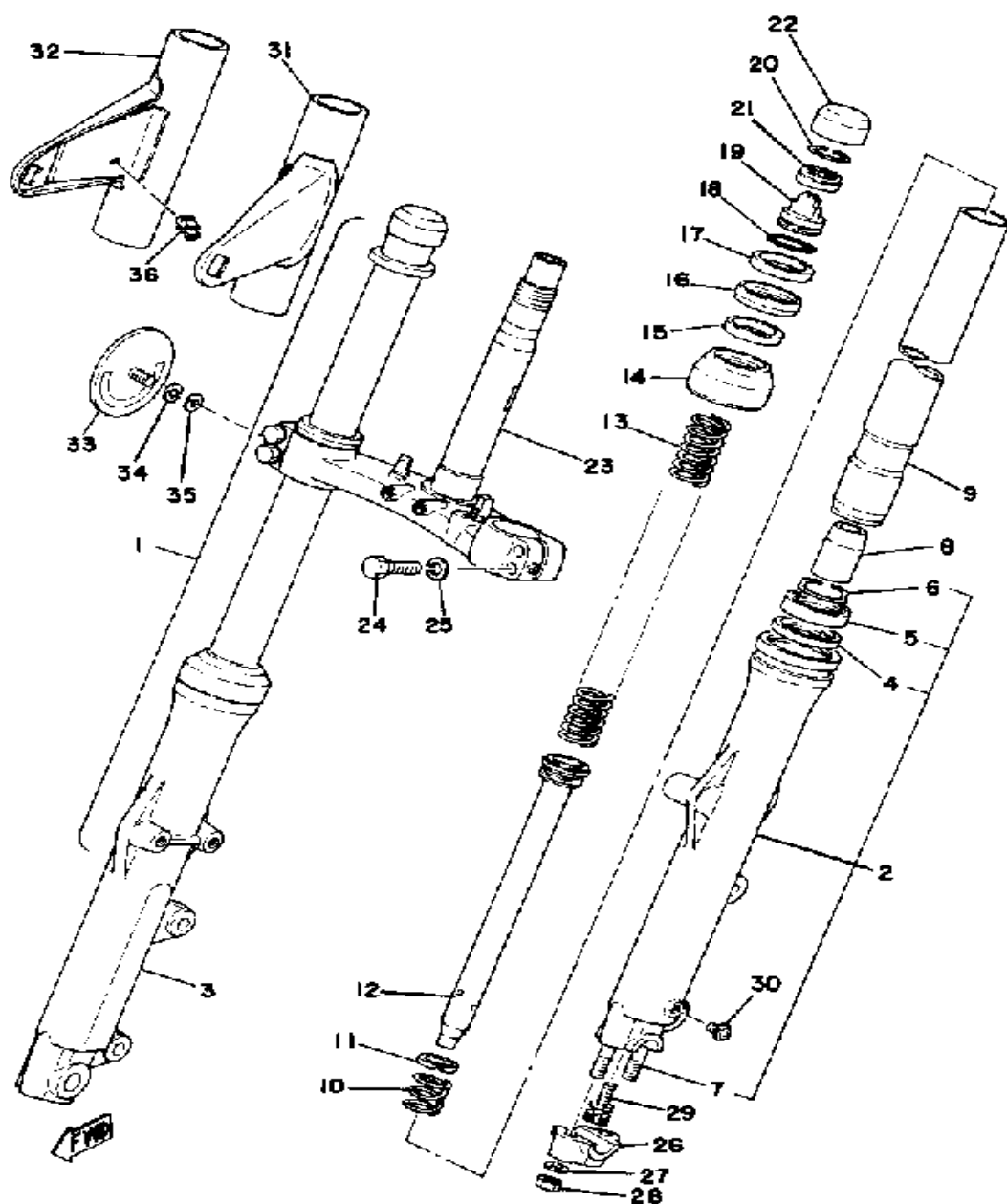
Ref. No.	Part Number	Description	Qty	Remarks
1	93332-00008-00	BEARING	1	
2	93332-00001-00	BEARING	1	
3	1J7-23415-00-00	COVER, BALL RACE 1	1	
4	90179-25033-00	NUT	2	
5	(1T4-23435-01-98)	CROWN, HANDLE	1	LOW GLOSS BLK
6	90105-14102-00	BOLT, WASHER BASED	1	
7	95811-08065-00	BOLT, FLANGE	1	
8	95811-08055-00	BOLT, FLANGE	2	
9	92990-08600-00	WASHER, PLATE	3	
10	95303-08800-00	NUT (CROWN) (95301-08800) .	3	
11	91316-08025-00	BOLT, SOCKET HEAD	4	
12	341-23469-00-00	CAP, BOLT	4	
13	360-23441-01-98	. HOLDER, HANDLE UPR	1	
	91316-08025-00	. BOLT, SOCKET HEAD	2	
	99999-01112-00	HOLDER, HANDLE UP	2	LOW GLOSS BLK
14	1E6-23442-00-00	HOLDER, HANDLE LWR	2	LOW GLOSS BLK
15	90209-12151-00	WASHER, SPEC'L SHAP	2	
16	1T4-23434-00-00	HOLDER, DAMPER	4	
17	90201-10149-00	WASHER, PLATE	2	
18	95303-10700-00	NUT	2	
19	92990-10100-00	WASHER, SPRING	2	
20	90468-12006-00	CLIP	2	
21	(1J7-26399-00-00)	GUIDE, CABLE	1	



FRONT FORK

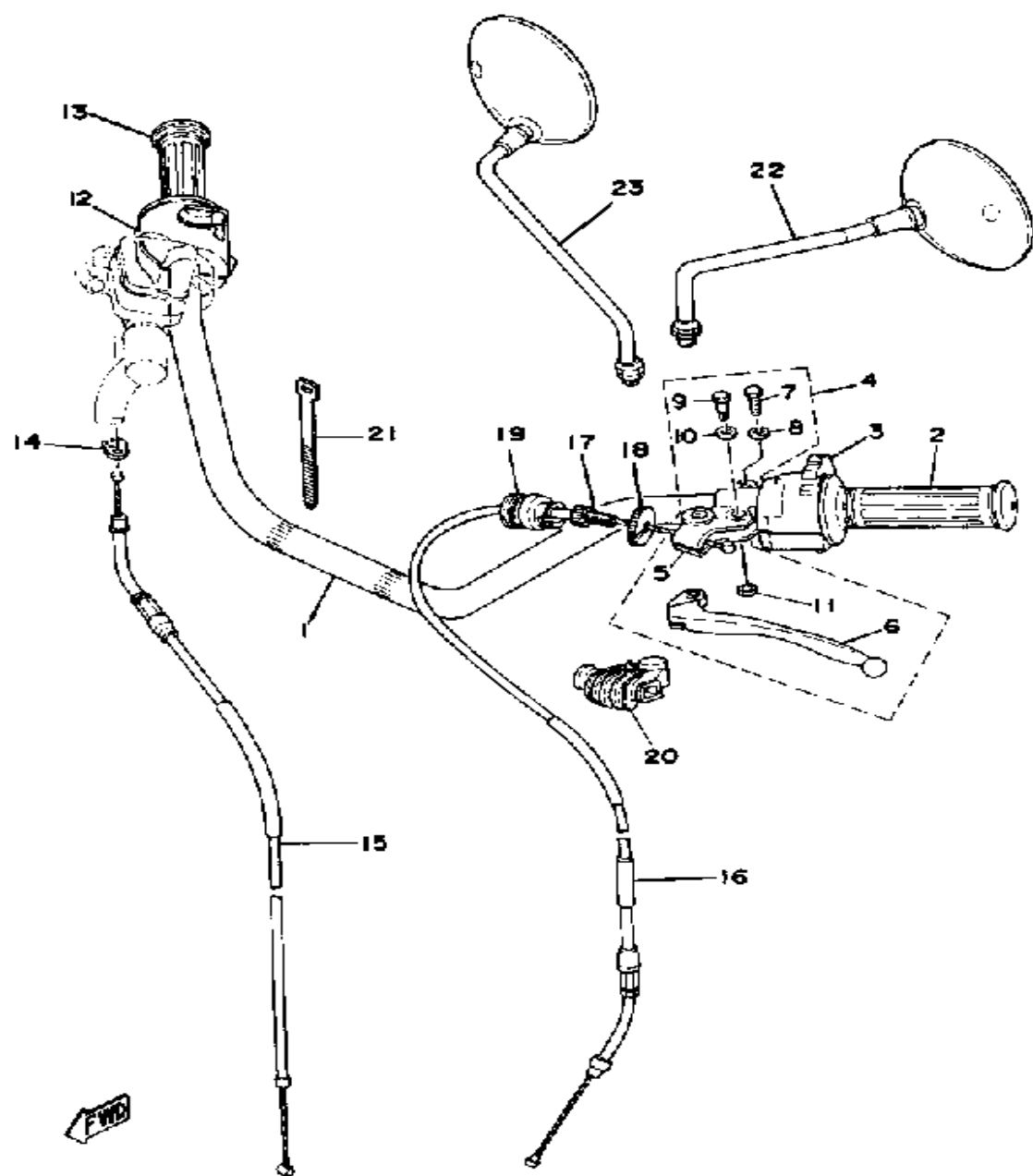
Ref. No.	Part Number	Description	Qty	Remarks
1	(2F3-23101-00-00)	FRONT FORK ASSEMBLY	1	
2	(1T4-23126-00-00)	TUBE, OUTER 1	1	
3	(1T4-23136-00-00)	TUBE, OUTER 2	1	
4	1KH-23147-00-00	. . SEAL, SPACER	2	
5	1KH-23145-00-00	. . OIL SEAL	2	
6	34X-23156-00-00	. . CLIP, OIL SEAL	2	
7	90116-08260-00	. . BOLT, STUD	2	
8	(1J3-23166-00-00)	SPACER, OIL LOCK	2	
9	2F3-23110-00-00	. INNER TUBE 1	2	
10	1J3-23151-00-00	. SPRING, REBOUND	2	
11	1T4-23157-00-00	. RING, PISTON FRTFRK	2	
12	(99999-01185-00)	CYLINDER.COMP.FRT.FORK . .	2	
13	2F3-23141-00-00	. SPRING, FRONT FORK	2	
14	1T4-23144-00-00	. SEAL, DUST	2	
15	23W-23163-00-00	. GASKET	2	
16	(1T4-23116-00-00)	GUIDE, COVER LOWER	2	
17	1T4-23115-00-00	. GUIDE, COVER UPPER	2	
18	2F3-23114-00-00	. GASKET	2	
19	2F3-2311A-00-00	. SPRING, ADJUSTER	2	
20	1J3-23183-01-00	. CIRCLIP	2	
21	2F3-23111-00-00	. BOLT, CAP	2	
22	2F3-23168-01-00	. CAP, FRONT FORK	2	
23	1T4-23340-01-33	. UNDER BRACKET (1T4-23340-00-33)	1	YAMAHA BLACK
24	97313-08040-00	. BOLT, HEXAGON (97322-08040)	4	
25	92990-08100-00	. WASHER	4	
26	(1J7-23167-00-00)	HOLDER, AXLE	1	
27	92901-08600-00	. WASHER	2	

CONTINUED ON NEXT FRAME ➤



FRONT FORK

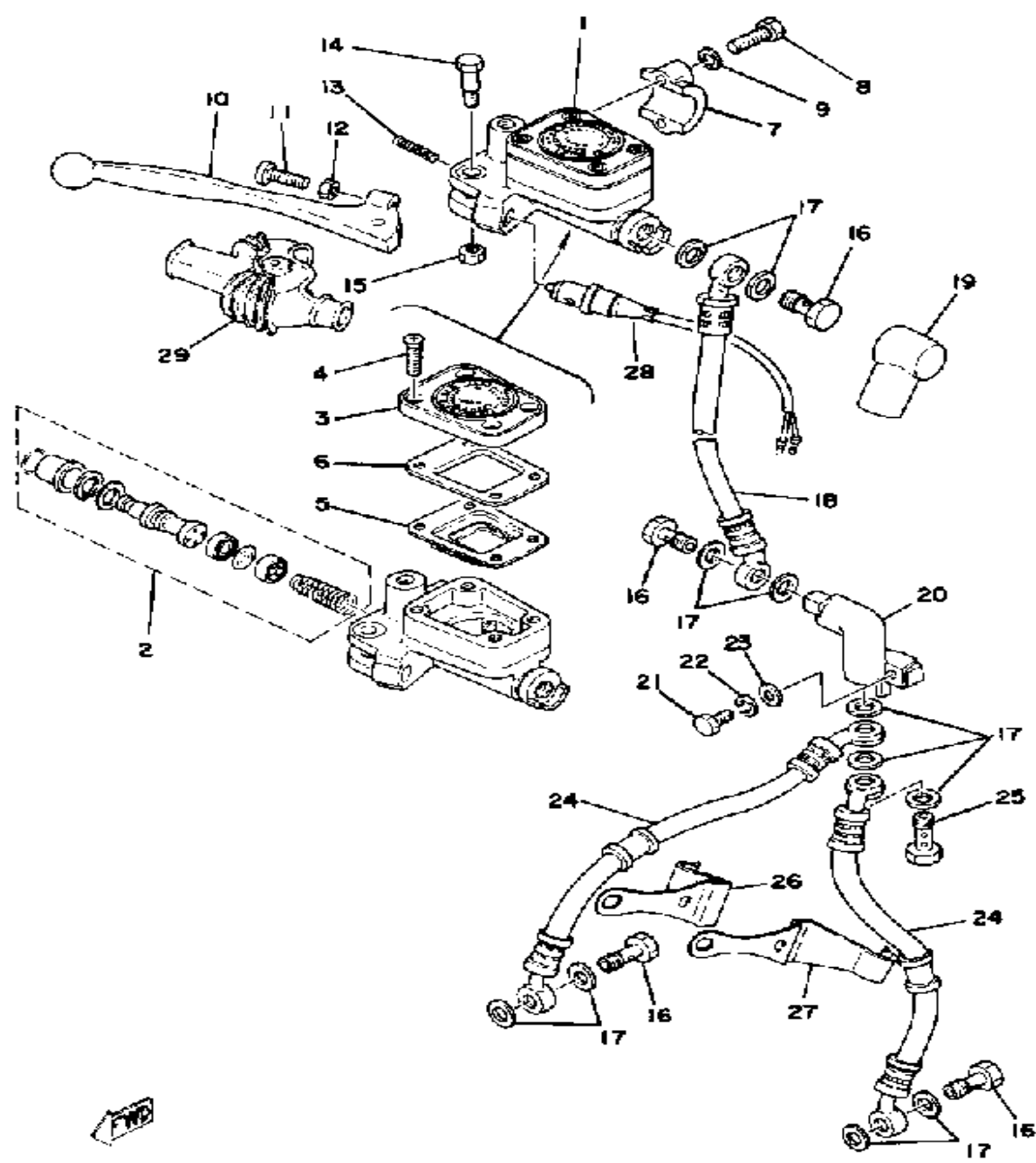
Ref. No.	Part Number	Description	Qty	Remarks
28	90185-08089-00	. NUT, SELF-LOCKING	2	
29	3M7-23181-00-00	. BOLT, HEX SCKT HEAD	2	
30	1E7-23119-00-00	. PLUG, DRAIN	2	
31	1J7-23121-01-93	COVER, UPPER 1	1	
32	(1J7-23131-01-93)	COVER, UPPER 2	1	
33	355-85111-01-00	REFLECTOR, FRONT 1	2	
34	92990-05100-00	WASHER, SPRING	2	
35	92990-05200-00	WASHER, PLAIN	2	
36	90464-16025-00	CLAMP	2	



HANDLE - WIRE

Ref. No.	Part Number	Description	Qty	Remarks
1	4H9-26111-00-00	HANDLEBAR	1	
2	2H7-26241-00-00	GRIP LH	1	
3	2G2-83973-00-98	SWITCH, HANDLE 3	1	LOW GLOSS BLK
4	(1J3-82910-22-00)	LEVER HOLDER ASSEMBLY 1	1	
5	341-82911-00-00	. HOLDER, LEVER 1	1	LOW GLOSS BLK
6	1J3-83912-20-00	. LEVER L	1	LOW GLOSS BLK
7	97003-06022-00	. BOLT, HEXAGON (97301-06022)	1	
8	92995-06100-00	. WASHER, SPRING	1	
9	90109-06797-00	. BOLT	1	
10	90201-08083-00	. WASHER, PLATE	1	
11	95601-06100-00	. NUT, U	1	
12	2G2-83963-00-98	SWITCH, HANDLE 3	1	LOW GLOSS BLK
13	2H7-26240-00-00	GRIP ASSEMBLY RH	1	
14	584-26393-02-00	HOLDER	1	
15	1T4-26311-01-00	CABLE, THROTTLE 1	1	
16	1T4-26335-00-00	CABLE, CLUTCH	1	
17	90123-08046-00	BOLT	1	
18	90179-08148-00	NUT	1	
19	1E6-26372-00-00	COVER, HANDLE LEVER 1 ...	1	
20	1E6-26342-00-00	BOOT, CABLE	1	
21	437-83936-01-00	BAND, SWITCH CORD	4	
22	1J7-26290-12-00	MIRROR ASSEMBLY LH (1J7-26290-11)	1	
23	1J7-26290-02-00	MIRROR ASSEMBLY RH (1J7-26290-01)	1	

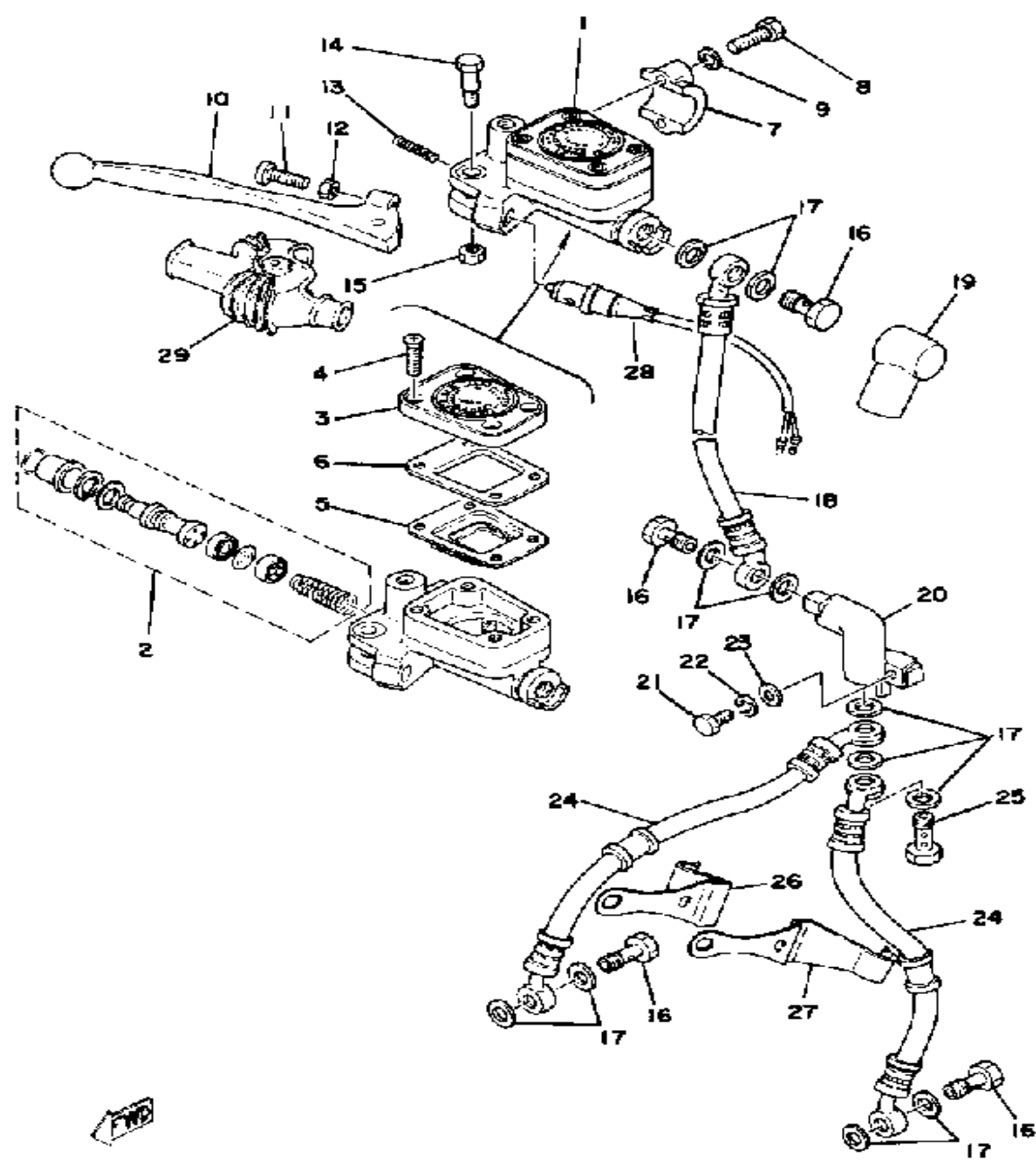
FRONT MASTER CYLINDER - BRAKE HOS



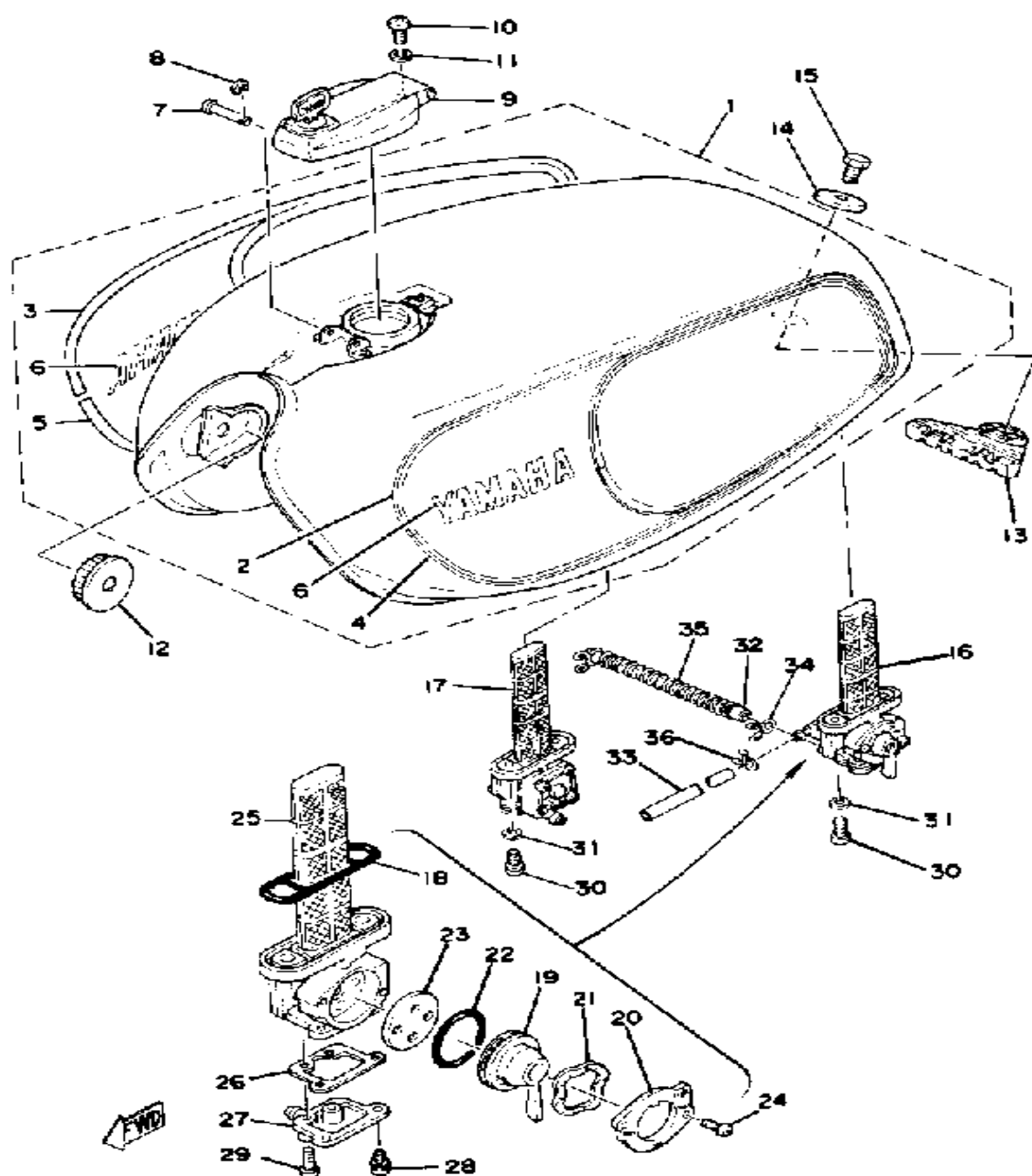
Ref. No.	Part Number	Description	Qty	Remarks
1	1J3-25850-23-00	MSTR CYLINDER ASSEMBLY	1	
2	1J3-W0041-20-00	. CYLINDER KIT, MASTER	1	
3	1J3-25852-01-00	. CAP, RESERVOIR	1	
4	90151-05008-00	. SCREW, COUNTERSUNK	4	
5	1J3-25854-01-00	. DIAPHRAGM RESERVOR	1	
6	1J3-25855-01-00	. BUSH, DIAPHRAGM	1	
7	1J3-25867-00-00	BRACKET, MASTER CYLINDER (341-25867-00)	1	
8	97313-06025-00	BOLT, HEXAGON	2	
9	92995-06100-00	WASHER, SPRING	2	
10	1J3-83922-20-00	LEVER R	1	LOW GLOSS BLK
11	90149-06131-00	SCREW	1	
12	90170-06010-00	NUT	1	
13	90501-10312-00	SPRING, COMPRESSION	1	
14	90109-06465-00	BOLT	1	
15	95601-06100-00	NUT, U	1	
16	90401-10034-00	BOLT, UNION	4	
17	90201-10118-00	WASHER, PLATE	11	
18	(1T4-25872-01-00)	HOSE, BRAKE 1	1	
19	306-25862-00-00	BOOT, MASTER CYLINDER	1	
20	1J7-25885-01-00	JOINT	1	
21	97011-06025-00	BOLT (97001-06025)	1	
22	92995-06100-00	WASHER, SPRING	1	
23	92901-06600-00	WASHER	1	
24	1J7-25873-01-00	HOSE, BRAKE 2	2	
25	90401-10044-00	BOLT, UNION	1	
26	1J7-25875-00-00	HOLDER, BRKE HOSE 1	1	
27	1J7-25876-00-00	HOLDER, BRKE HOSE 2	1	
28	1A0-83980-30-00	STOP SWITCH ASSEMBLY	1	

CONTINUED ON NEXT FRAME ➤

FRONT MASTER CYLINDER - BRAKE HOSE



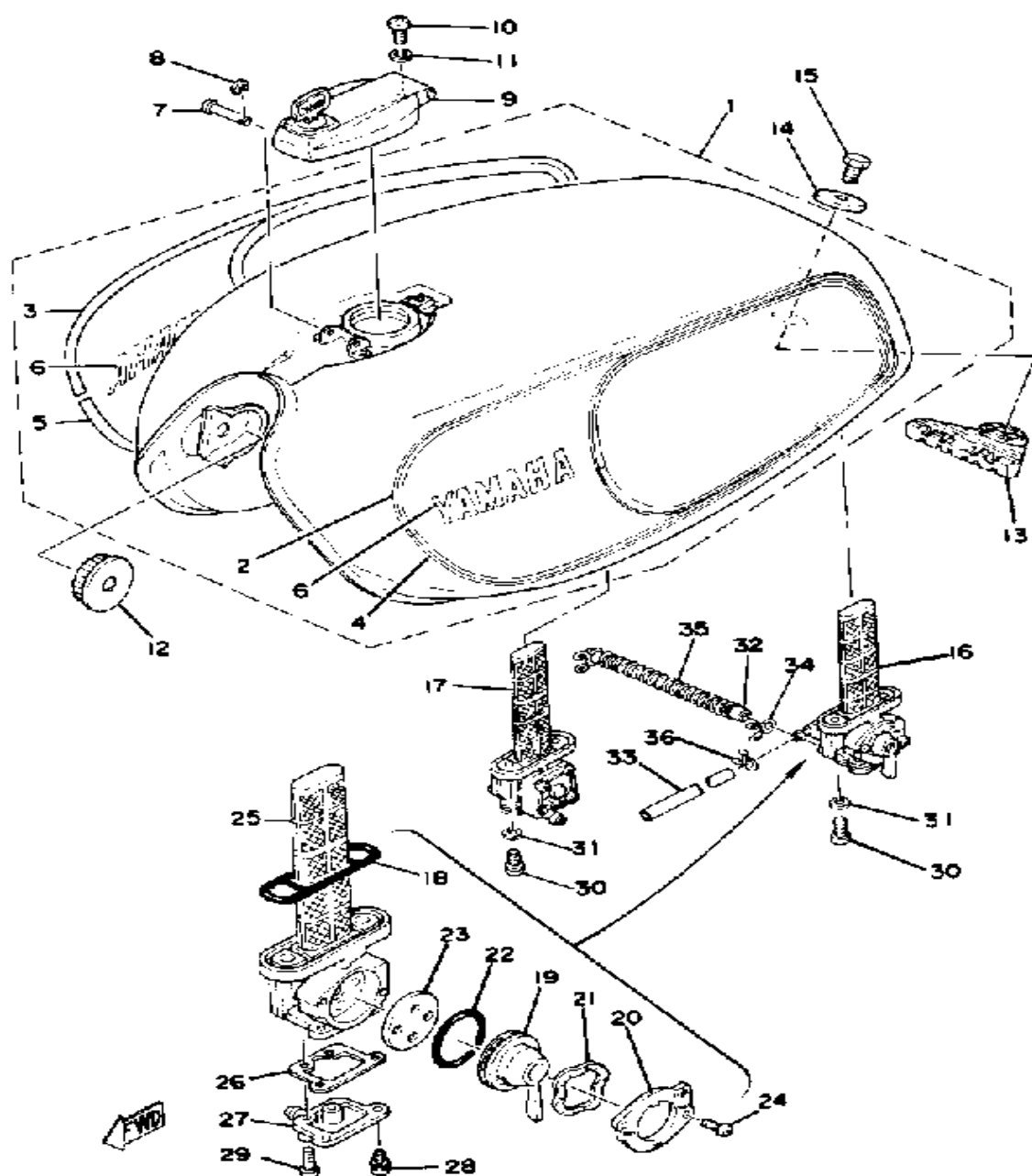
Ref. No.	Part Number	Description	Qty	Remarks
29	1T5-26372-00-00	COVER, HANDLE LEVER 1	



FUEL TANK

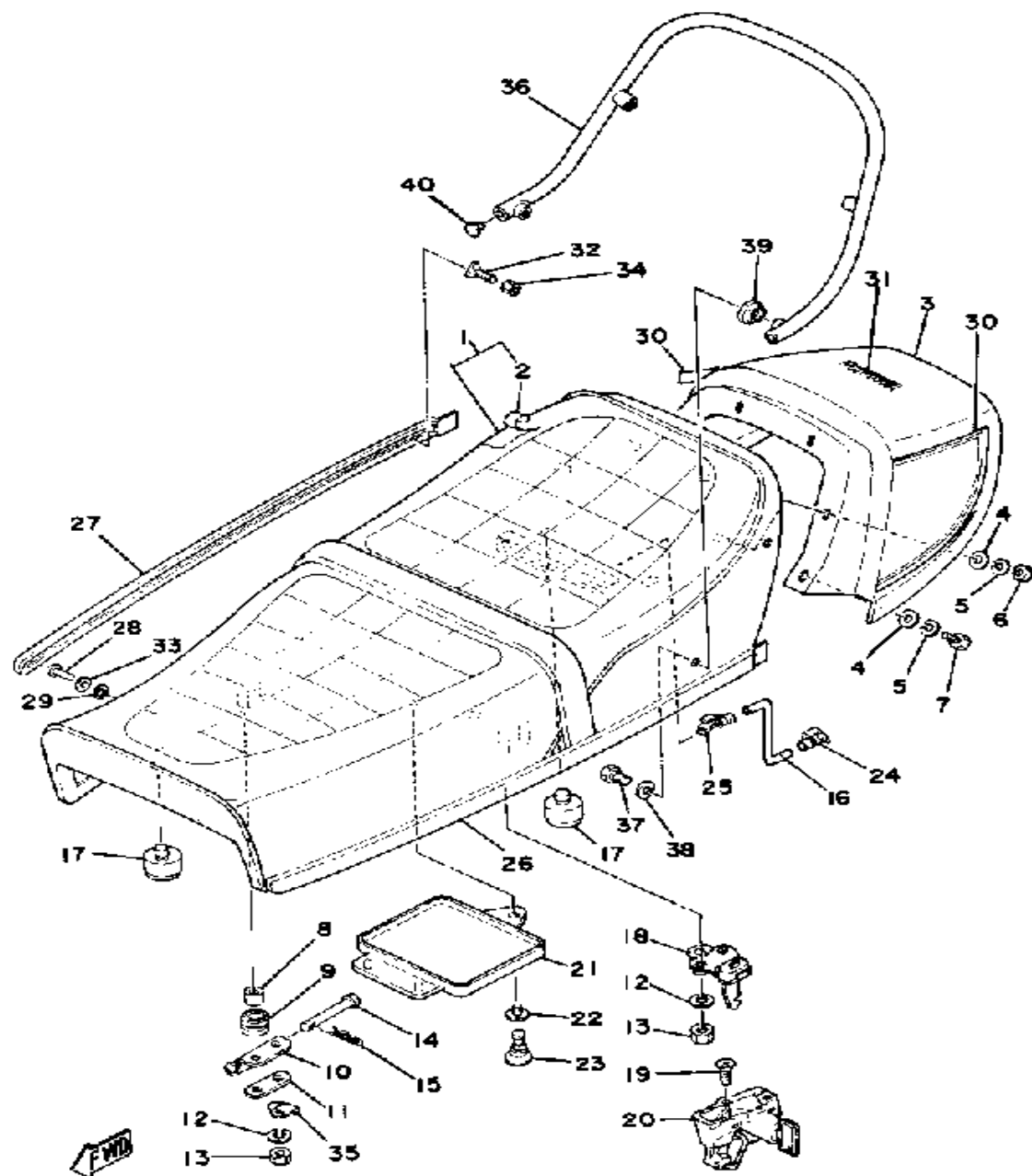
Ref. No.	Part Number	Description	Qty	Remarks
1	(1J7-24110-00-04)	FUEL TANK	1	CARMINE RED
	(1J7-24110-00-05)	FUEL TANK	1	CRYSTAL SILVER
2	(2F3-24244-00-00)	GRAPHIC, FUEL TNK 1	1	FOR CARMINE RED
	(2F3-24244-10-00)	GRAPHIC, FUEL TNK 1	1	FOR CRYSTAL SILVER
3	(2F3-24246-00-00)	GRAPHIC, FUEL TNK 3	1	FOR CARMINE RED
	(2F3-24246-10-00)	GRAPHIC, FUEL TNK 3	1	FOR CRYSTAL SILVER
4	(2F3-24245-00-00)	GRAPHIC, FUEL TNK 2	1	FOR CARMINE RED
	(2F3-24245-10-00)	GRAPHIC, FUEL TNK 2	1	FOR CRYSTAL SILVER
5	(2F3-24247-00-00)	GRAPHIC, FUEL TNK 4	1	FOR CARMINE RED
	(2F3-24247-10-00)	GRAPHIC, FUEL TNK 4	1	FOR CRYSTAL SILVER
6	1E5-92592-80-00	. EMBLEM, FUEL TANK	2	FOR CARMINE RED
	1K8-24161-00-00	. EMBLEM 1	2	FOR CRYSTAL SILVER
7	90249-03123-00	PIN, SPEC'L SHAPE	1	
8	93430-02001-00	CIRCLIP	1	
9	1E7-24602-00-00	CAP ASSEMBLY	1	
10	98580-05010-00	SCREW, PAN HEAD	1	
11	92990-05100-00	WASHER, SPRING	1	
12	1J7-24181-01-00	DAMPER, LOCATING 1	2	
13	1J7-24182-01-00	DAMPER, LOCATING 2	1	
14	90209-08098-00	WASHER, SPEC'L SHAP	1	
15	97313-08012-00	BOLT	1	
16	2F3-24500-00-00	FUEL COCK ASSEMBLY 1 ...	1	
17	2F3-24510-00-00	FUEL COCK ASSEMBLY 2 ...	1	
18	1J7-24512-00-00	. GASKET	2	
19	(1J7-24524-10-00)	LEVER, COCK	1	

CONTINUED ON NEXT FRAME ➤



FUEL TANK

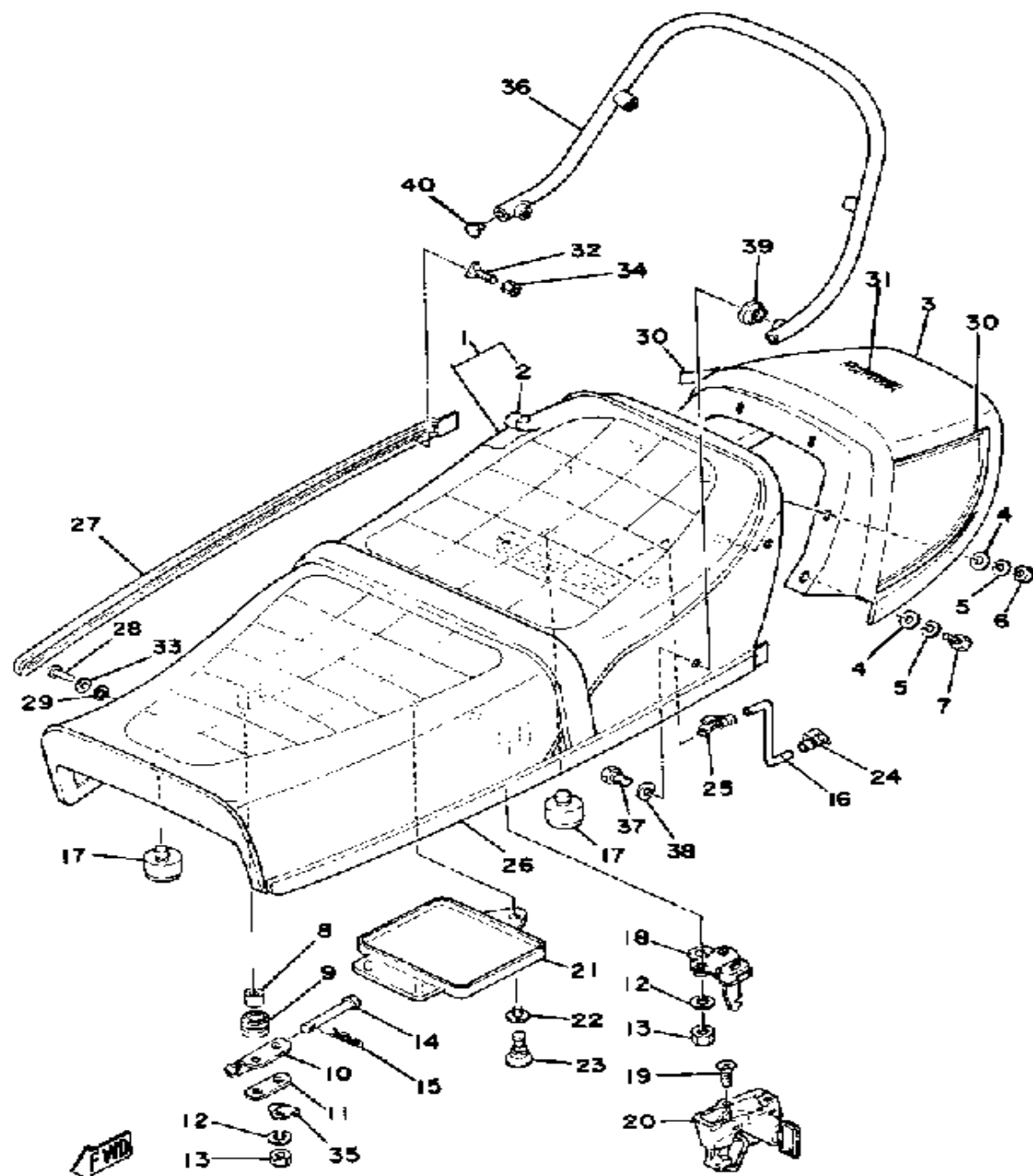
Ref. No.	Part Number	Description	Qty	Remarks
19	1J7-24524-00-00	. LEVER, COCK	1	
20	(1J7-24525-10-00)	PLATE, LVR FITTING	1	
	1J7-24525-00-00	. PLATE, LVR FITTING	1	
21	1J7-24518-00-00	. WASHER, WAVE	2	
22	1J7-24534-00-00	. SEAL, COCK	2	
23	1J7-24532-00-00	. UNAVAILABLE IN PRICE BOOK	2	
24	(98601-03010-00)	SCREW, OVAL HEAD	4	
25	1J7-24514-02-00	. NET, FILTER 1	2	
26	1J7-24522-00-00	. GASKET	2	
27	(1J7-24521-00-00)	CUP, FILTER	2	
28	97601-04112-00	. SCREW, PN/HD.W/WSHR (97602-04112-00)	4	
29	98701-04016-00	. SCREW, FLAT HEAD (98702-04016)	4	
30	90149-06008-00	SCREW	4	
31	90202-05187-00	WASHER, PLATE	4	
32	90445-10133-00	HOSE	2	
33	90445-07375-00	HOSE	2	
34	90467-09006-00	CLIP	4	
35	90504-06023-00	SPRING, COMPRESSION	2	
36	90467-07029-00	CLIP	4	



SEAT

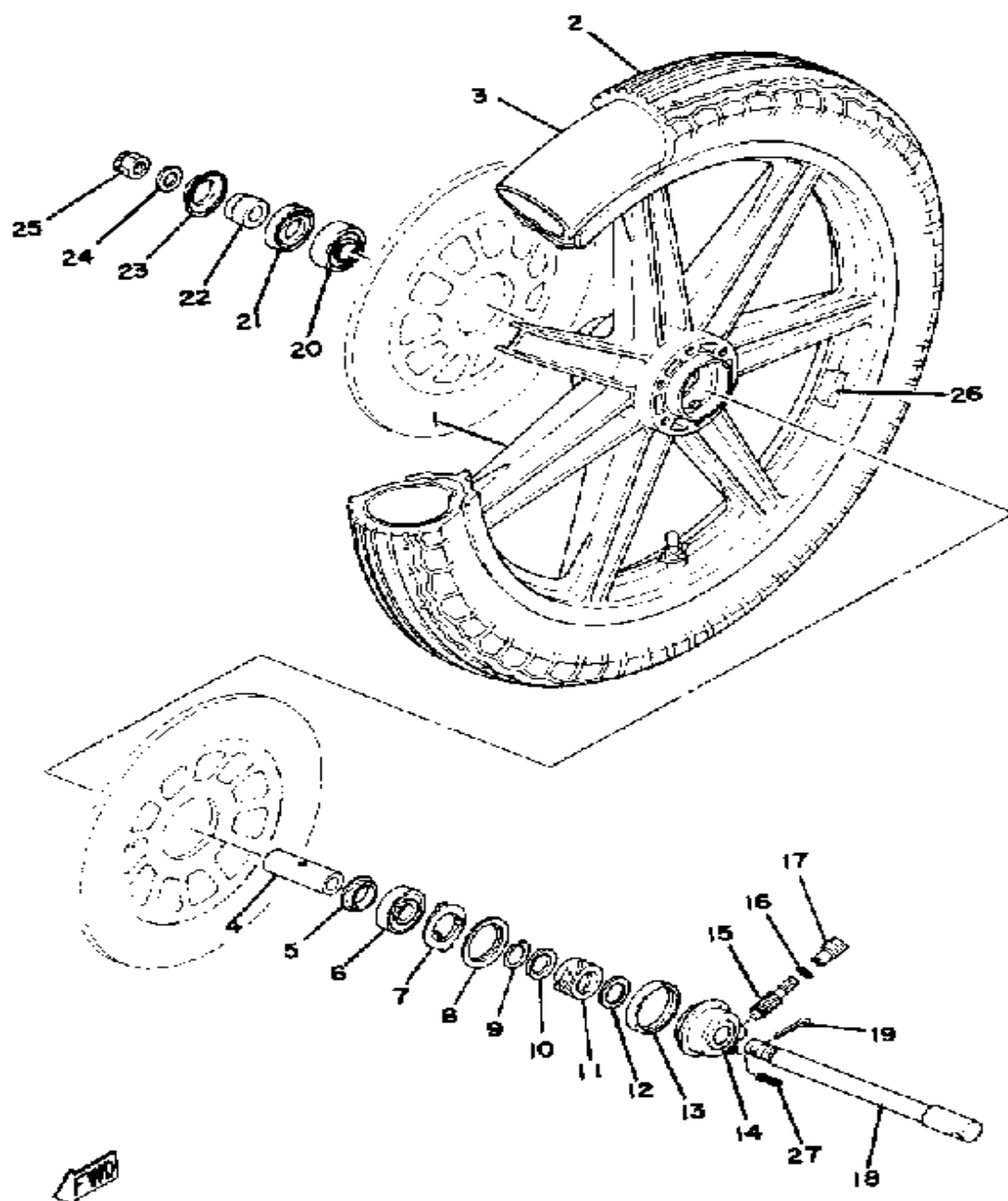
Ref. No.	Part Number	Description	Qty	Remarks
1	2F3-W2472-00-00	DOUBLE SEAT ASSEMBLY (2F3-24730-90)	1	
2	1T4-24731-00-00	. COVER, DOUBLE SEAT	1	
3	(1T4-24756-00-20)	COVER, TAIL	1	CRYSTAL SILVER
	(1T4-24756-00-E9)	COVER, TAIL	1	CARMINE RED
4	92990-05200-00	WASHER, PLAIN	6	
5	92990-05100-00	WASHER, SPRING	6	
6	95380-05600-00	NUT	4	
7	97313-05016-00	BOLT, HEXAGON	2	
8	90387-07390-00	COLLAR	4	
9	1J7-24723-00-00	DAMPER, SEAT	4	
10	1J7-24726-00-00	HINGE, SEAT	2	
11	1L9-24746-00-00	WASHER, SEAT	2	
12	92995-06100-00	WASHER, SPRING	6	
13	95380-06600-00	NUT	6	
14	91701-05055-00	PIN, CLEVIS	2	
15	90468-10050-00	CLIP	2	
16	(1J7-24768-00-00)	STOPPER	1	
17	1T4-24741-00-00	PAD, SEAT	5	
18	371-24728-02-00	BRACKET, SEAT	1	
19	98706-06012-00	SCREW, FLAT HEAD	2	
20	584-24705-00-00	SEAT LOCK ASSEMBLY	1	
21	2R6-28185-00-00	LID	1	
22	90480-06007-00	GROMMET (341-28187-00)	1	
23	341-28188-00-00	PLUNGER	1	
24	1J7-24718-00-00	BRACKET, SEAT	1	
25	1J7-24719-00-00	STAY, REAR	1	
26	(1T4-24785-00-20)	MOLD, SEAT	1	CRYSTAL SILVER
	(1T4-24785-00-E9)	MOLD, SEAT	1	CARMINE RED

CONTINUED ON NEXT FRAME ►



SEAT

Ref. No.	Part Number	Description	Qty	Remarks
27	(1T4-24785-10-20)	MOLD, SEAT	1	CRYSTAL SILVER
	(1T4-24785-10-E9)	MOLD, SEAT	1	CARMINE RED
28	1J7-24789-00-00	RIVET	4	
29	1J7-24735-00-00	SPEED NUT	4	
30	(1T4-24757-00-00)	GRAPHIC, TAIL COVER	1	FOR CRYSTAL SILVER
	(1T4-24767-00-00)	GRAPHIC, TAIL COVER	1	FOR CRYSTAL SILVER
	(2F3-24757-00-00)	GRAPHIC, TAIL COVER	1	FOR CARMINE RED
	(2F3-24767-00-00)	GRAPHIC, TAIL COVER	1	FOR CARMINE RED
31	99231-00025-00	EMBLEM	1	FOR CRYSTAL SILVER
	99235-00025-00	EMBLEM, YAMAHA	1	FOR CARMINE RED
32	1J7-24777-00-00	BOLT, LEVER FITTING	4	
33	1J7-24722-00-00	WASHER, SPECIAL	4	
34	95301-04600-00	NUT	4	
35	444-24768-00-00	STOPPER	2	
36	1T4-24773-00-00	HANDLE, SEAT	1	
37	97011-08016-00	BOLT	4	
38	92990-08100-00	WASHER	4	
39	1T4-24796-00-00	COVER	4	
40	1T4-24742-00-00	GROMMET	2	

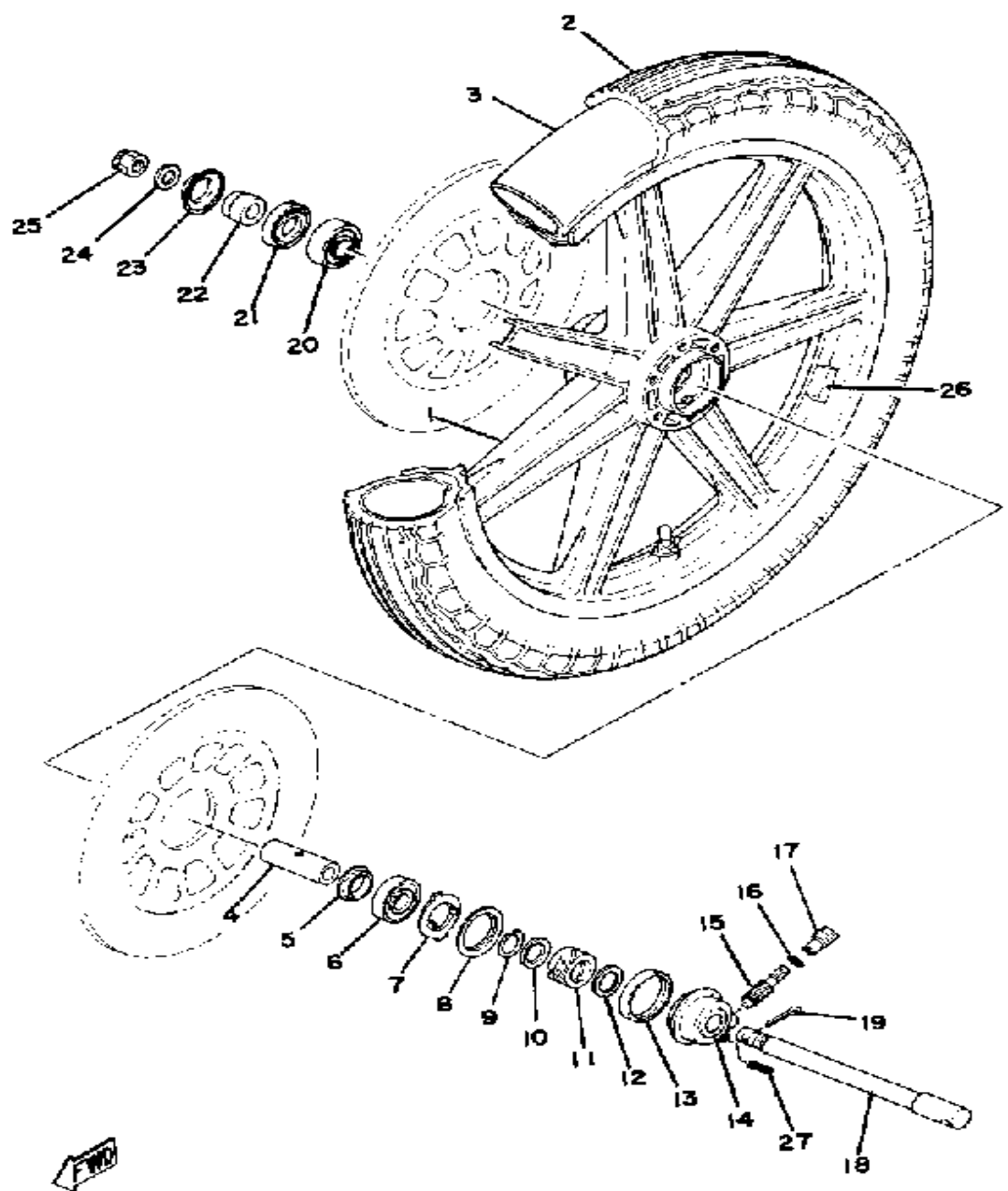


FRONT WHEEL

Ref. No.	Part Number	Description	Qty	Remarks
1	2H9-25168-29-00	WHEEL, CAST FRONT (2H9-25168-00)	1	LOW GLOSS BLK
2	(94132-19355-00)	325X19 BS 21F	1	
3	94210-19224-00	TUBE (100/90-19 TR4 BTL)	1	
4	90560-17126-00	SPACER	1	
5	146-25315-00-00	FLANGE, SPACER	1	
6	93306-30309-00	BEARING	1	
7	341-25149-00-00	CLUTCH, METER	1	
8	341-25846-00-00	RETAINER, CLUTCH	1	
9	341-25137-00-00	RING, STOP	1	
10	90201-25286-00	WASHER, PLATE (341-25147-00)	1	
11	341-25135-01-00	GEAR, DRIVE	1	
12	90201-25490-00	WASHER, PLATE	1	
13	93105-45017-00	OIL SEAL	1	
14	341-25190-01-00	GEAR UNIT ASSEMBLY	1	
15	306-25138-00-00	GEAR, METER	1	
16	102-18416-00-00	SHIM, ROD	1	
17	306-25136-00-00	BUSH	1	
18	341-25181-01-00	AXLE, WHEEL	1	
19	91401-30030-00	PIN, COTTER	1	
20	93306-30309-00	BEARING	1	
21	93102-28022-00	OIL SEAL	1	
22	90387-17433-00	COLLAR	1	
23	341-25118-00-00	COVER, hub dust	1	
24	92990-14200-00	WASHER, PLAIN	1	
25	90171-14020-00	NUT, CASTLE	1	
26	1A1-25398-01-00	BALANCER, WHEEL	1	U.N. 20G
	1A1-25399-00-00	BALANCER, WHEEL	1	U.N. 10G

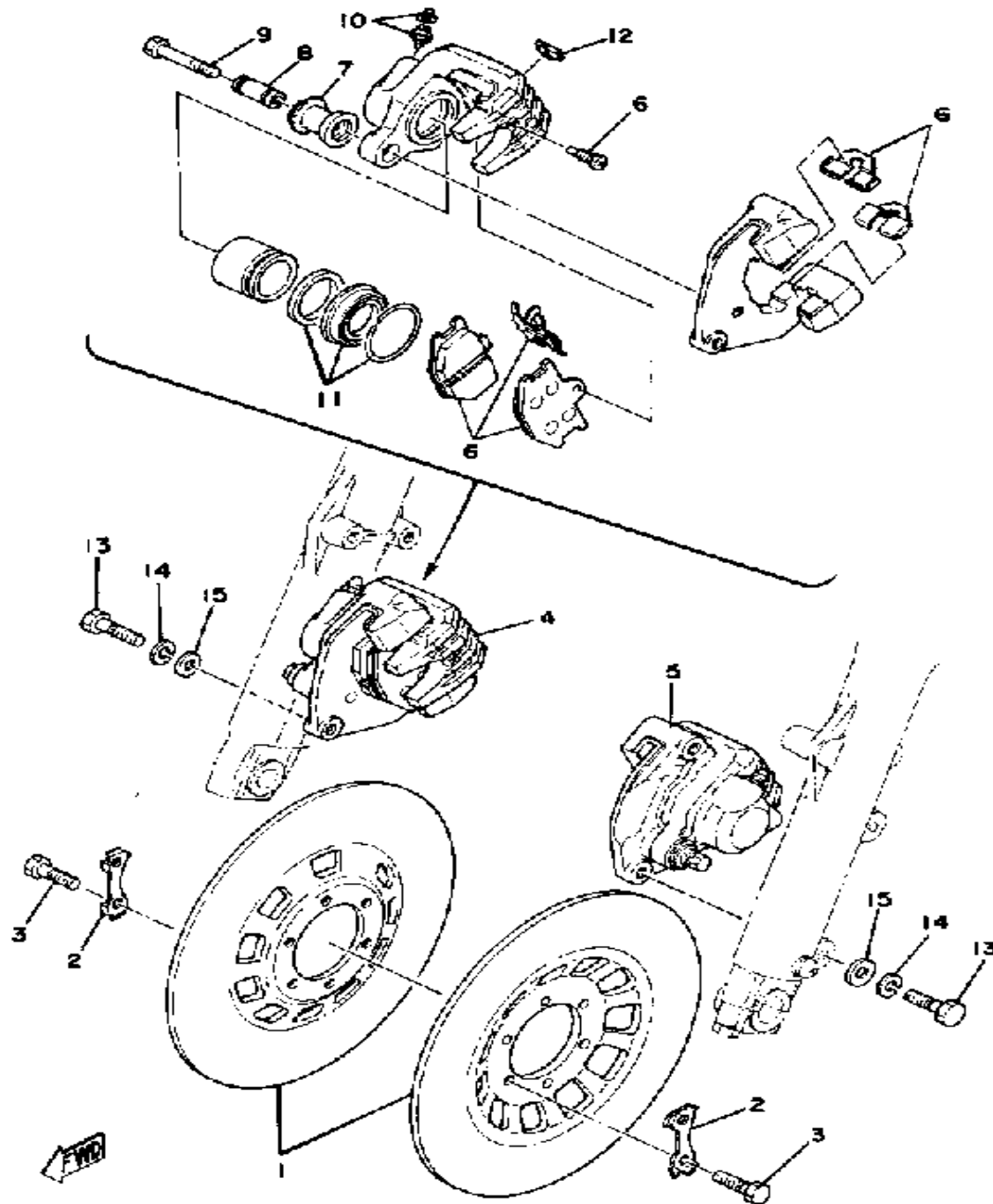
CONTINUED ON NEXT FRAME ➤

FRONT WHEEL



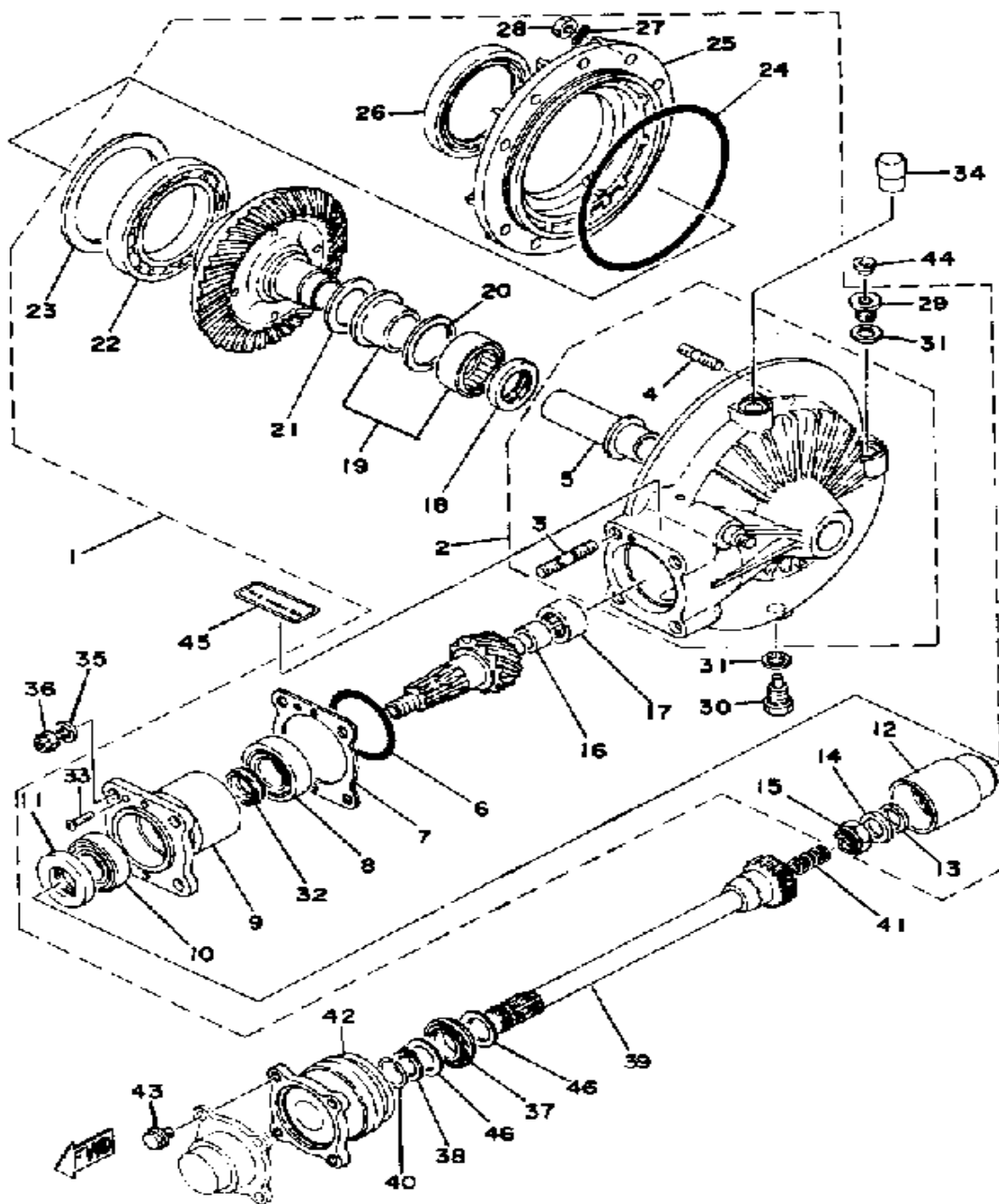
Ref. No.	Part Number	Description	Qty	Remarks
27	91609-20014-00	PIN, SPRING	1	

FRONT DISC BRAKE - CALIPER



Ref. No.	Part Number	Description	Qty	Remarks
1	1J3-25831-50-00	DISC, BRAKE	2	
2	1J3-25834-01-00	WASHER, LOCK	6	
3	90101-08312-00	BOLT	12	
4	3H5-25810-02-00	CALIPER ASSEMBLY RH	1	
5	3H5-25810-12-00	CALIPER ASSEMBLY LH	1	
6	4K0-W0045-01-00	. BRAKE PAD KIT, FRNT	2	
7	1J3-25917-00-00	. BOOT, CALIPER	2	
8	1J3-25838-00-00	. SLEEVE, CALIPER	2	
9	90105-08145-00	. BOLT, WASHER BASED	2	
10	1J3-W0048-30-00	. UNAVAILABLE IN PRICE BOOK (1J3-20000-30)	2	
11	1J3-W0047-00-00	. CALIPER SEAL KIT	2	
12	1J3-25845-01-00	. CAP, INDICATOR	2	
13	90105-10638-00	BOLT, WASHER BASED	4	
14	92990-10100-00	WASHER, SPRING	4	
15	92990-10200-00	WASHER, PLAIN	4	

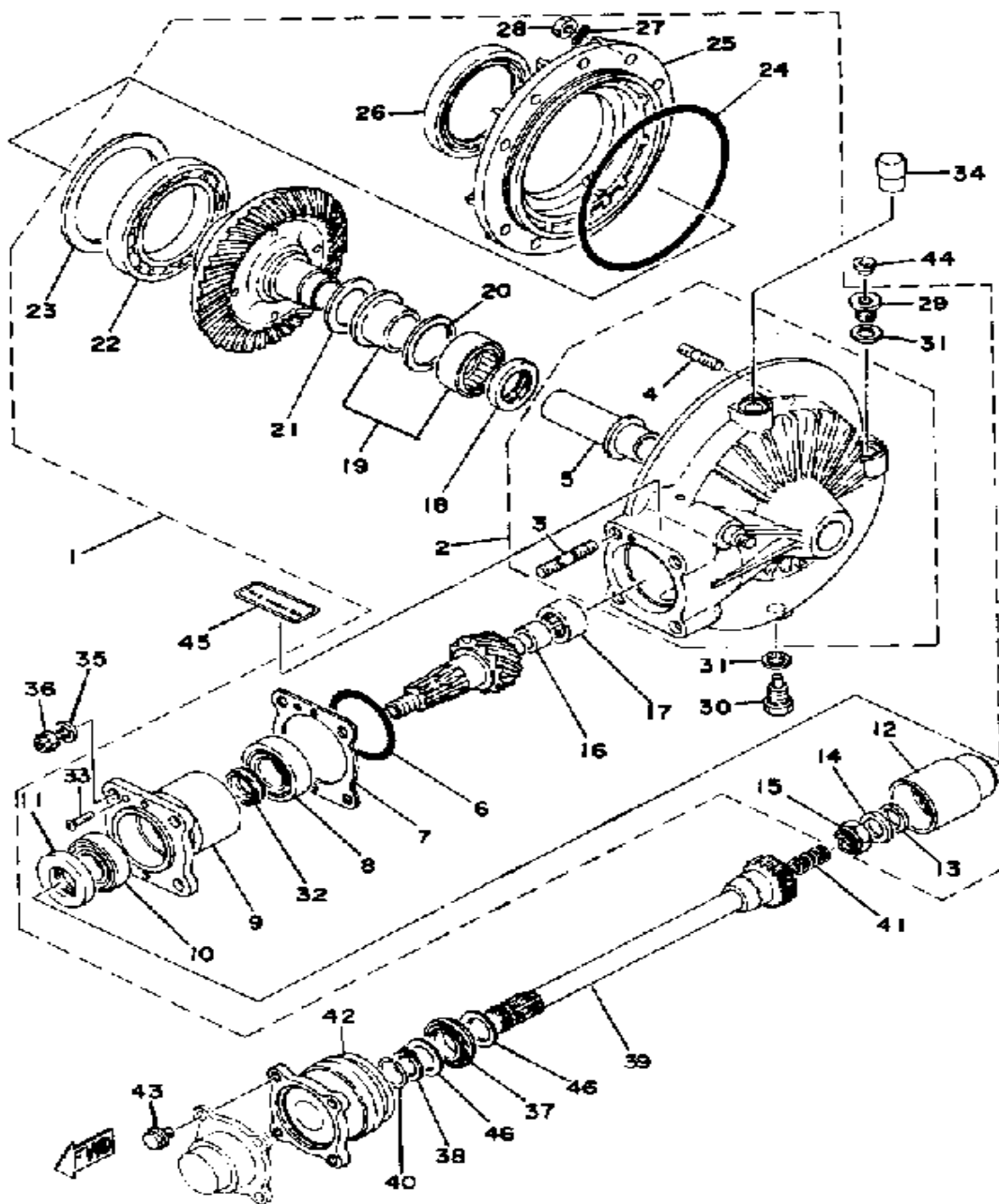
FINAL DRIVE GEAR - DRIVE SHAFT



Ref. No.	Part Number	Description	Qty	Remarks
1	(1J7-46101-N0-00)	RR AXL GR CASE ASSEMBLY	1	TYPE 1
2	(1J7-46150-Y0-00)	HOUSING, DR SHAFT	1	
3	(90116-10248-00)	BOLT, STUD	4	M10-50L
4	90116-08247-00	.. BOLT, STUD	10	M8-34L
5	1J7-46153-Y0-00	.. COLLAR, GUIDE	1	
6	93210-58346-00	. O-RING	1	
7	1J7-46127-Y0-30	. SHIM (0.35T)	1	U.R.
	1J7-46127-Y0-40	. SHIM (0.40T)	1	U.R.
	1J7-46127-Y0-45	. SHIM (0.45T)	1	U.R.
	1J7-46127-Y0-50	. SHIM (0.50T)	1	U.R.
8	93332-00024-00	. BEARING	1	
9	(1J7-46124-Y0-00)	HOUSING, BEARING	1	
	(YG4-11006-90-1G)	HOUSING BEAR R DR	1	
10	93332-00001-00	. BEARING	1	
11	93101-38086-00	. OIL SEAL	1	
12	(1J7-46123-Y0-00)	COUPLING, GEAR	1	
	(YG4-11707-11-0G)	COUPLING, GEAR	1	
13	(YG9-00922-14-4G)	SPACER BEAR 1.0T	1	U.R.
	(YG9-00922-24-4G)	SPACER BRNG 1.52T	1	U.R.
	(YG9-00922-34-4G)	SPACER BRNG 1.54T	1	U.R.
	(YG9-00922-44-4G)	SPACER BRNG 1.56T	1	U.R.
	(YG9-00922-54-4G)	SPACER BRNG 1.58T	1	U.R.
	(YG9-00922-64-4G)	SPACER BRNG 1.6T	1	U.R.
	(YG9-00922-74-4G)	SPACER BRNG 1.7T	1	U.R.
	(YG9-00922-84-4G)	SPACER BRNG 1.8T	1	U.R.
	(YG9-00922-94-4G)	SPACER BRNG 1.9T	1	U.R.
14	90201-14632-00	. WASHER, PLATE	1	
15	90185-14070-00	. NUT, SELF-LOCKING	1	M14-P1.5
16	(1J7-46122-Y0-00)	RACE, INNER	1	

CONTINUED ON NEXT FRAME ➤

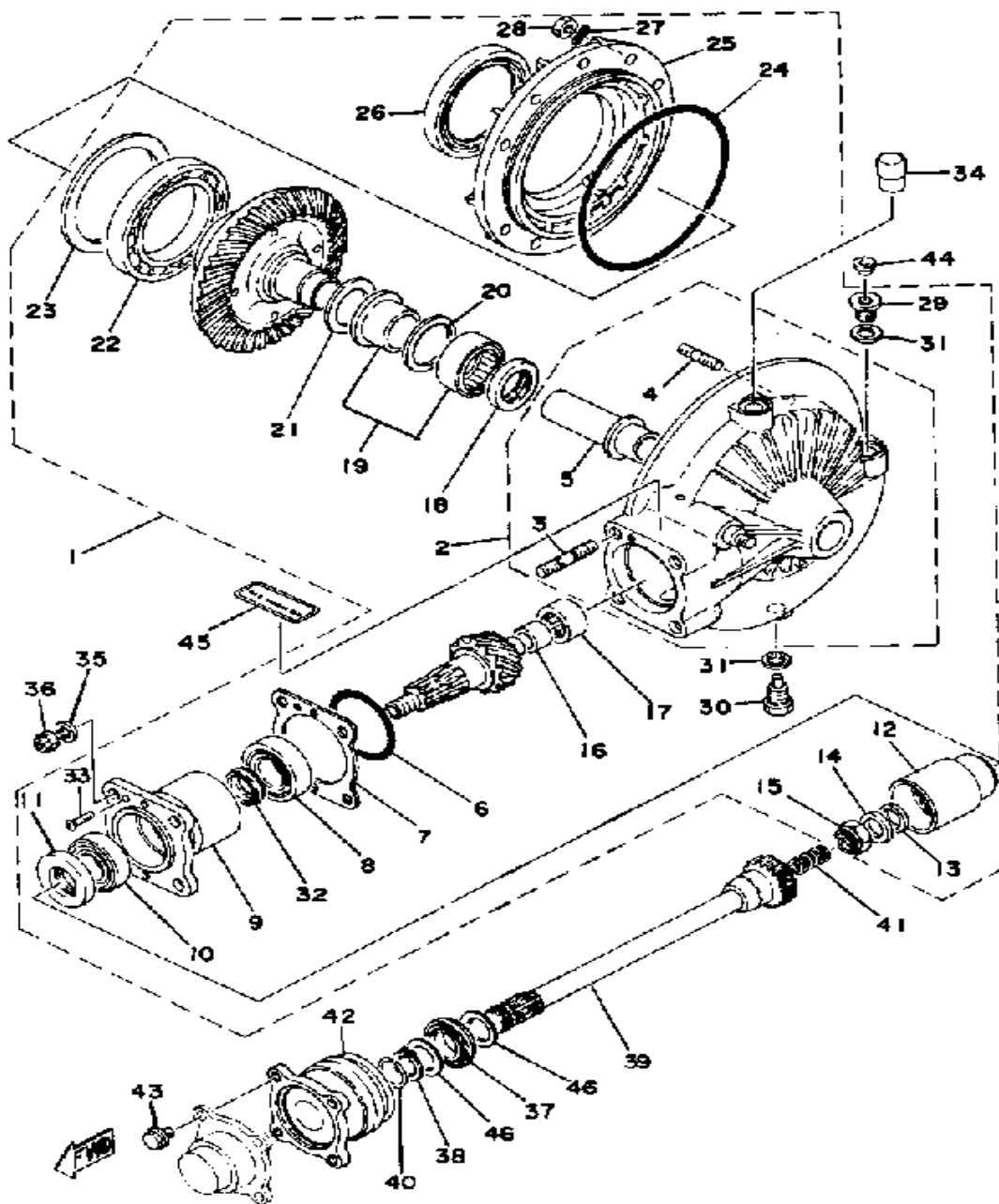
FINAL DRIVE GEAR - DRIVE SHAFT



Ref. No.	Part Number	Description	Qty	Remarks
17	93317-41510-00	. BEARING	1	
18	93101-30084-00	. OIL SEAL	1	
19	1J7-46106-N0-00	. BEARING ASSEMBLY	1	
20	1J7-46118-Y0-18	. WASHER, THRUST	1	U.R.
	1J7-46118-Y0-19	. WASHER, THRUST	1	U.R.
	1J7-46118-Y0-20	. WASHER, THRUST	1	
	1J7-46118-Y0-21	. WASHER, THRUST	1	U.R.
21	(1J7-46119-Y0-10)	SHIM, THRUST	1	U.R.
	(1J7-46119-Y0-20)	SHIM, THRUST	1	U.R.
22	(93316-01402-00)	BEARING, CYLINDER.# 6	1	
23	(YG9-00928-64-4G)	SHIM RING GR 0.55T	1	U.R.
	1J7-46117-Y0-30	. SHIM, RING GEAR (0.30T) ...	1	U.R.
	1J7-46117-Y0-35	. SHIM, RING GEAR	1	U.R.
	1J7-46117-Y0-40	. SHIM, RING GEAR (0.40T) ...	1	U.R.
	1J7-46117-Y0-50	. SHIM, RING GEAR (0.50T) ...	1	U.R.
24	93211-44348-00	. O-RING	1	
25	(1J7-46152-Y0-00)	HOUSING, BEARING	1	
26	93102-70167-00	. OIL SEAL	1	TYPE I & II
27	92901-08700-00	. WASHER, WAVE	10	
28	95333-08600-00	. NUT	10	M8-P1.25
29	90340-14046-00	. PLUG, STRAIGHT SCREW ...	1	
30	90340-14118-00	. PLUG, STRAIGHT	1	
31	214-11198-01-00	. GASKET	2	
32	1J7-46129-Y1-00	. SPACER, EXPANSION	1	
33	98703-05018-00	. SCREW, FLAT HEAD (98701-05018-00)	1	TYPE II
34	2H7-17590-00-00	BREATHER COMP.	1	
35	92990-10100-00	WASHER, SPRING	4	
36	95611-10100-00	NUT, U	4	

CONTINUED ON NEXT FRAME ➤

FINAL DRIVE GEAR - DRIVE SHAFT

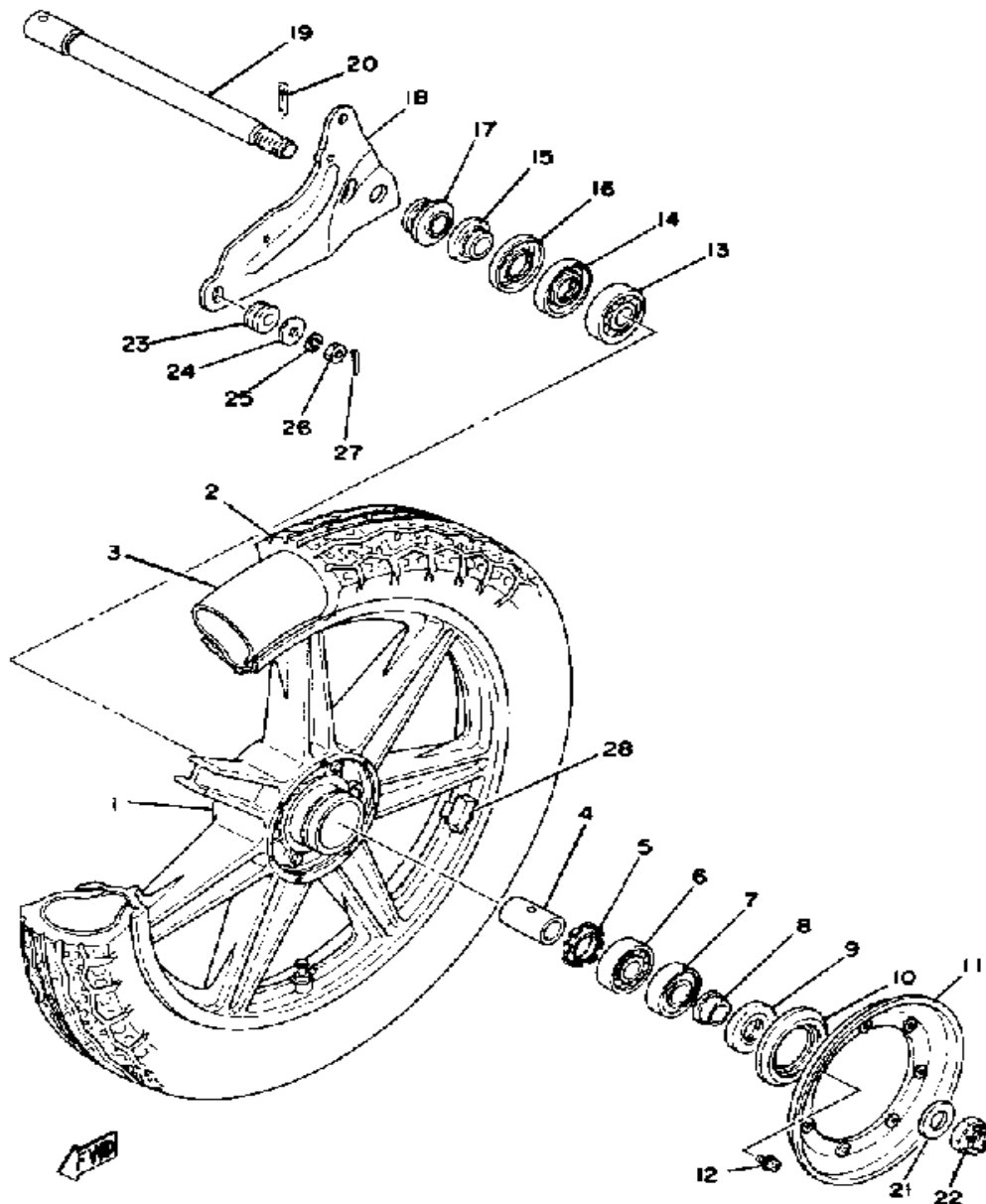


Ref. No.	Part Number	Description	Qty	Remarks
37	93108-27006-00	OIL SEAL, OSO-TYPE	1	
38	99009-26400-00	CIRCLIP	1	
39	(1J7-46172-01-00)	SHAFT, DRIVE	1	
40	90468-14067-00	CLIP	1	
41	(90501-18442-00)	SPRING, COMPRESSION	1	
42	(99999-01453-00)	BALL JOINT	1	
43	90105-08155-00	BOLT, WASHER BASED	4	
44	341-23469-00-00	CAP, BOLT	1	
45	1J7-46181-11-00	LABEL, OIL CAUTION	1	
46	90201-27623-00	WASHER, PLATE	2	

REAR WHEEL

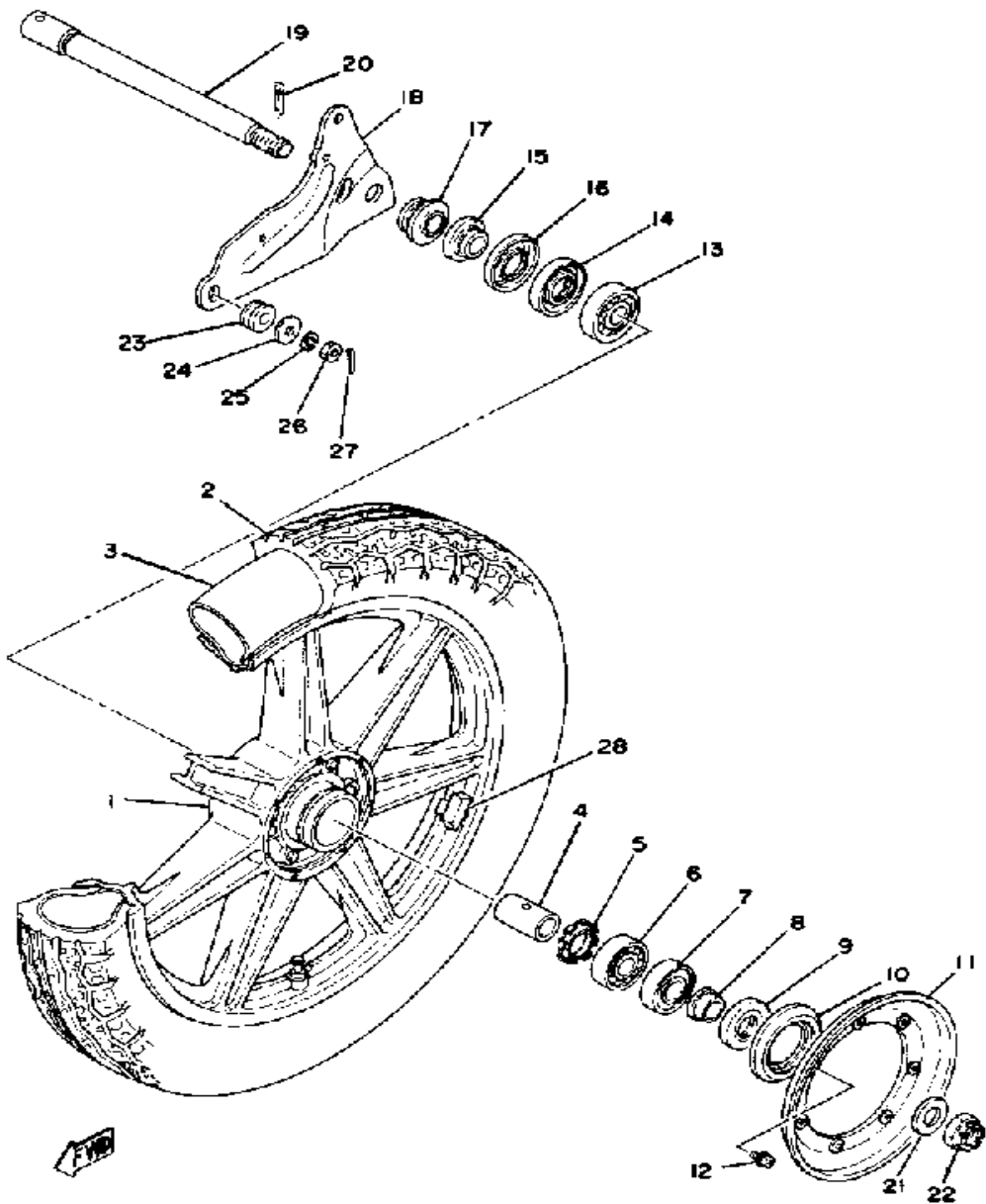
Ref. No.	Part Number	Description	Qty	Remarks
1	2G2-W2533-21-00	WHEEL, CAST REAR	1	LOW GLOSS BLK
2	(94240-18065-00)	TUBE	1	
3	94240-18098-00	TUBE (4.00-18)	1	
4	(1J7-25317-00-00)	SPACER, BEARING	1	
5	(1J7-25115-01-00)	FLANGE, SPACER 1	1	
6	93306-20421-00	BEARING	1	
7	93306-20404-00	BEARING	1	
8	90387-20741-00	COLLAR	1	
9	93102-25044-00	OIL SEAL	1	
10	1J7-25319-01-00	SEAL, HUB DUST	1	
11	(1J7-25327-10-00)	COVER, PLATE	1	
12	90159-05018-00	SCREW, WITH WASHER	7	
13	93306-30417-00	BEARING (B6304ZZ)	1	
14	93104-27026-00	OIL SEAL, SO-TYPE	1	
15	1J7-25377-00-00	COLLAR, WHEEL	1	
16	1J7-25367-00-00	COVER, HUB DUST	1	
17	(90387-20542-00)	COLLAR	1	
18	(1J7-25371-00-00)	BAR, TENSION	1	
19	1J7-25381-00-00	AXLE, WHEEL	1	
20	91401-40040-00	PIN, COTTER	1	
21	90201-18620-00	WASHER, PLAIN	1	
22	90171-18043-00	NUT, CASTLE	1	
23	1J7-25374-00-00	SPACER, TORQ.STOP (92901-08100)	1	
24	90201-085E6-00	WASHER PLATE	1	
25	92990-08100-00	WASHER	1	
26	95303-08700-00	NUT	1	
27	91490-20020-00	PIN, COTTER	1	
28	1A1-25398-01-00	BALANCER, WHEEL	1	20G

CONTINUED ON NEXT FRAME ►



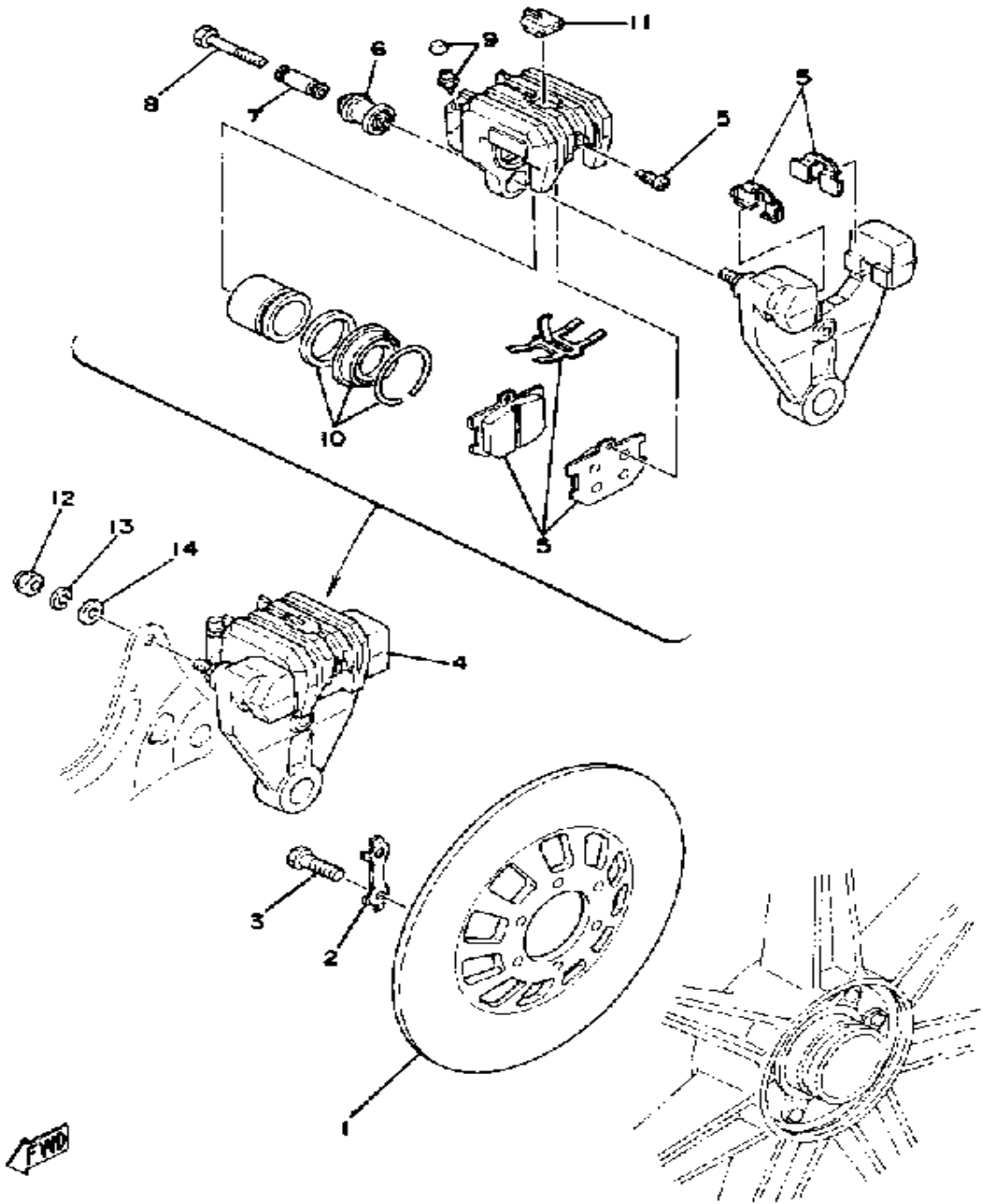
REAR WHEEL

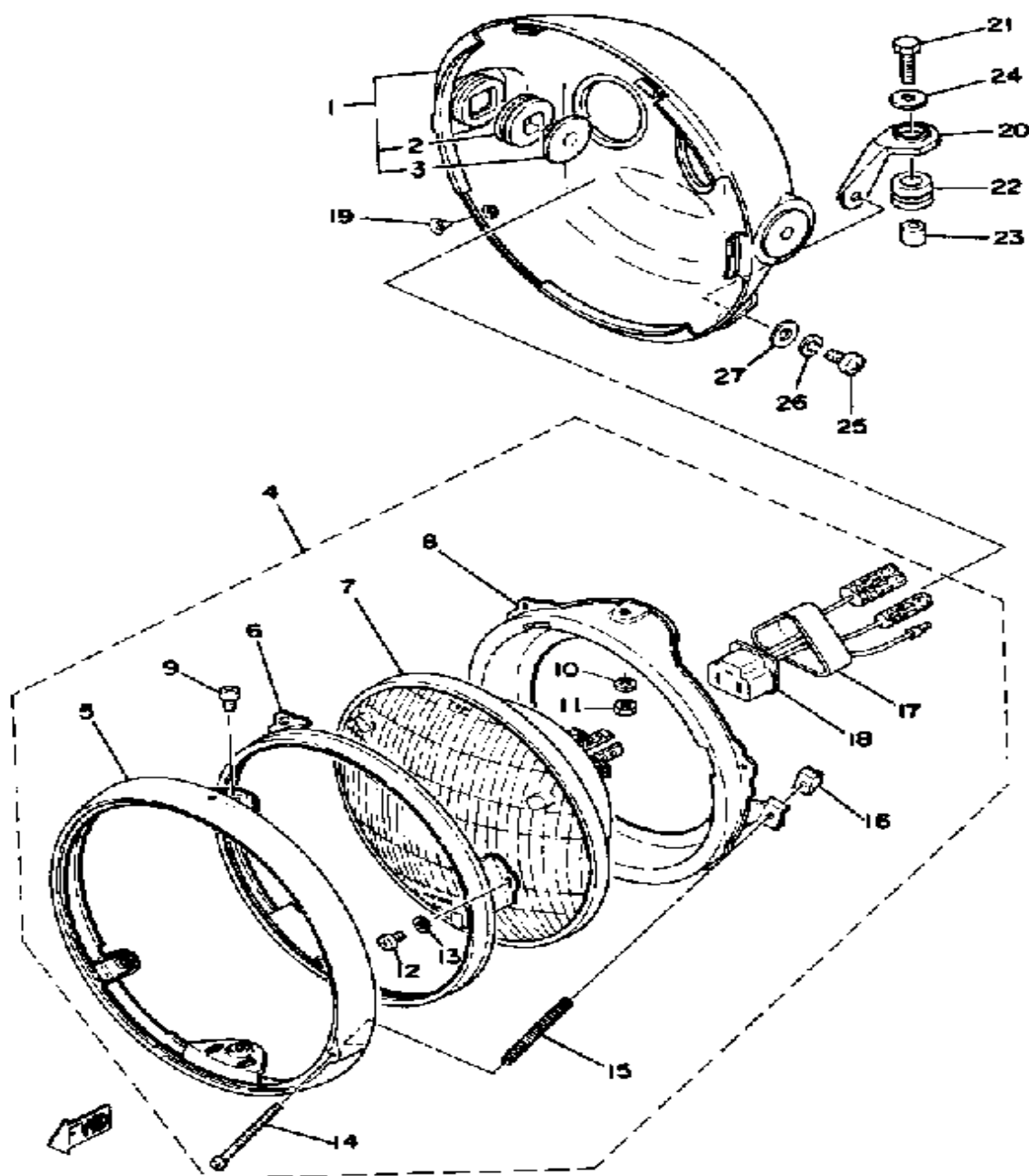
Ref. No.	Part Number	Description	Qty	Remarks
28	1A1-25399-00-00	BALANCER, WHEEL	1	10G



REAR DISC BRAKE - CALIPER

Ref. No.	Part Number	Description	Qty	Remarks
1	1J3-25831-50-00	DISC, BRAKE	1	
2	1J3-25834-01-00	WASHER, LOCK	3	
3	90101-08312-00	BOLT	6	
4	3J3-25810-52-00	CALIPER ASSEMBLY	1	
5	4K0-W0045-01-00	. BRAKE PAD KIT, FRNT	1	
6	1J3-25917-00-00	. BOOT, CALIPER	1	
7	1J3-25838-00-00	. SLEEVE, CALIPER	1	
8	90105-08145-00	. BOLT, WASHER BASED	1	
9	1J3-W0048-00-00	. BLEED SCREW KIT	1	
10	1J3-W0047-00-00	. CALIPER SEAL KIT	1	
11	1J3-25845-01-00	. CAP, INDICATOR	1	
12	95303-08800-00	NUT (CROWN) (95301-08800) ..	1	
13	92990-08100-00	WASHER	1	
14	92990-08600-00	WASHER, PLATE	1	



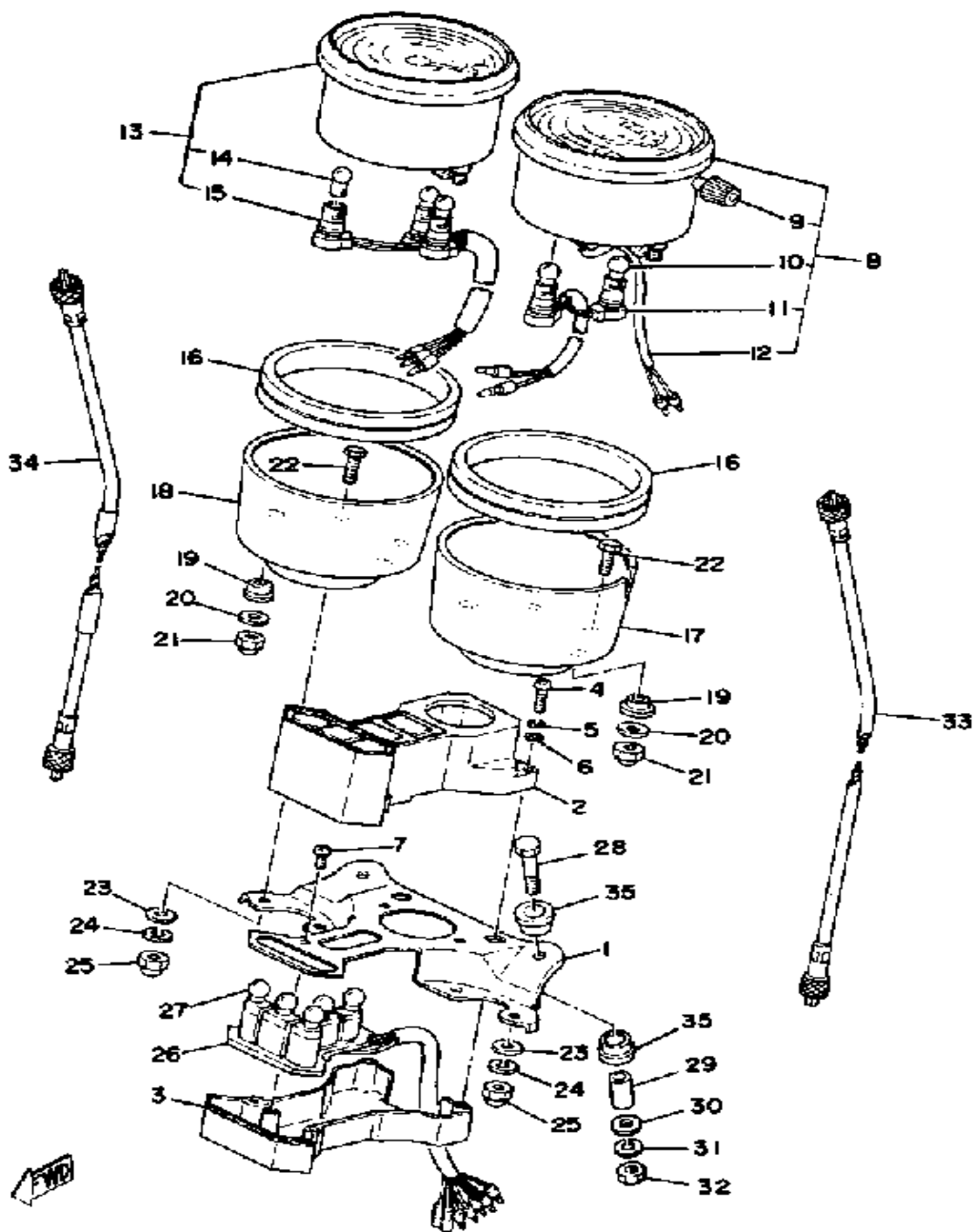


HEAD LAMP

Ref. No.	Part Number	Description	Qty	Remarks
1	1J7-84330-62-33	BODY ASSEMBLY	1	YAMAHA BLACK
2	584-84345-60-00	. DAMPER, HEADLIGHT	2	
3	584-84338-60-00	. COLLAR, BODY FTNG	2	
5	341-84315-40-00	. RIM, HEADLIGHT	1	
6	2F9-84395-00-00	. RING, RETAINING	1	
7	341-84320-60-00	. LENS ASSEMBLY	1	
8	2F9-84394-00-00	. RING, MOUNTING	1	
9	98580-05010-00	. SCREW, PAN HEAD	2	
10	92990-05100-00	. WASHER, SPRING	2	
11	95380-05600-00	. NUT	2	
12	98580-04008-00	. SCREW, PAN HEAD	3	
13	92901-04100-00	. WASHER, SPRING	3	
14	98580-04055-00	. SCREW, LENS FITTING	1	
15	341-84332-60-00	. SPRING, SCREW	1	
16	198-84334-60-00	. NUT, ADJUSTING	1	
17	341-84397-61-00	. COVER, SOCKET	1	
18	371-84312-60-00	. SOCKET	1	
19	90152-05005-00	SCREW, COUNTERSUNK	2	
20	1J7-84318-00-00	STAY, HEADLIGHT 1	1	
21	97011-06025-00	BOLT (97001-06025)	1	
22	90480-16114-00	GROMMET	1	
23	90387-07598-00	COLLAR	1	
24	90201-06697-00	WASHER, PLATE	1	
25	98503-06014-00	SCREW, PAN HEAD (92502-06016)	1	
26	92995-06100-00	WASHER, SPRING	1	
27	90201-06067-00	WASHER, PLATE	1	

SPEEDOMETER - TACHOMETER

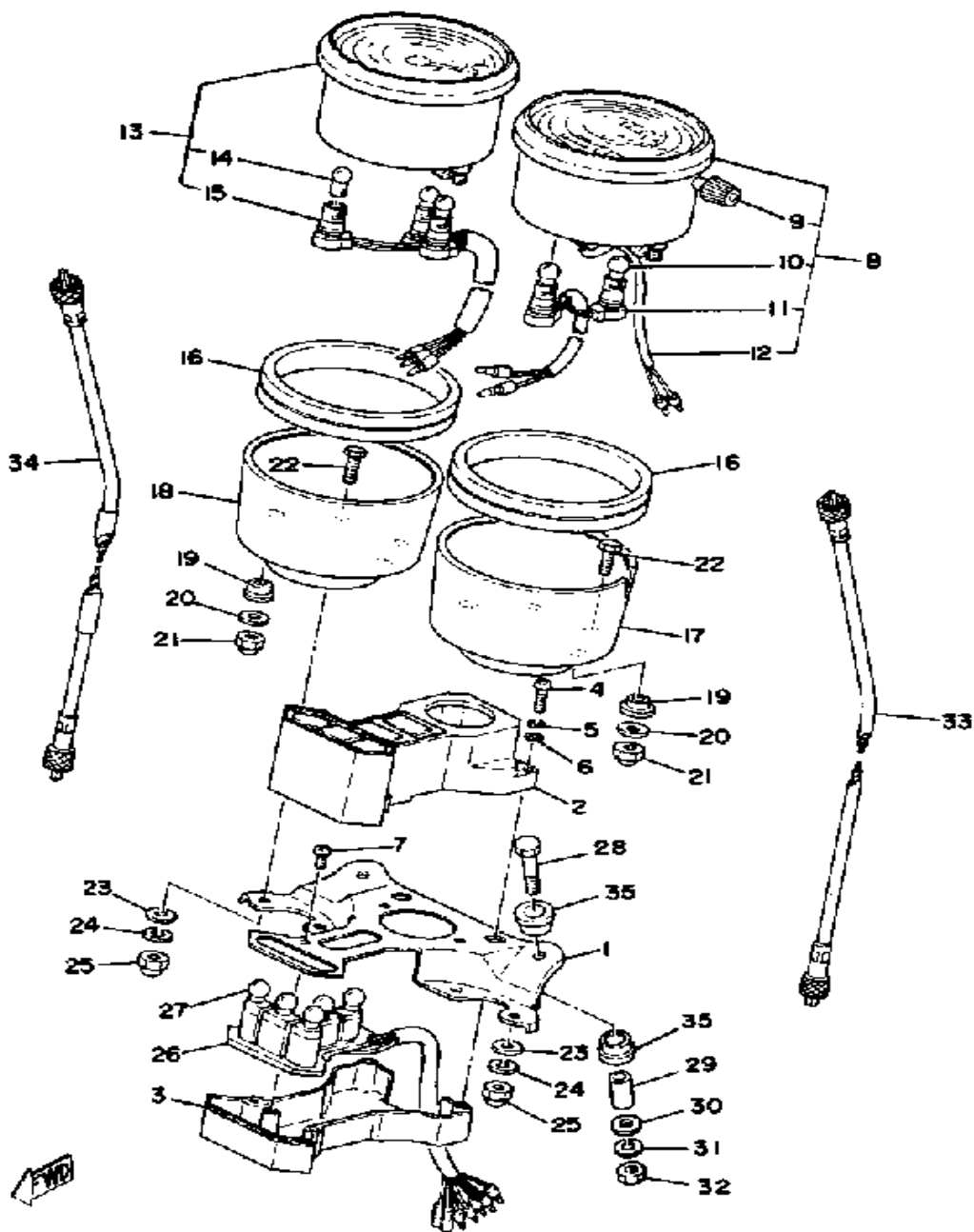
Ref. No.	Part Number	Description	Qty	Remarks
1	(1J3-83519-00-00)	BRACKET, METER	1	
2	1J7-83568-71-00	PILOT BOX, UPPER	1	
3	1J3-83569-71-00	PILOT BOX, LOWER	1	
4	98506-04020-00	SCREW, PAN HEAD	4	
5	92906-04100-00	WASHER, SPRING	4	
6	92906-04600-00	WASHER, PLATE	4	
7	98580-05010-00	SCREW, PAN HEAD	1	
8	1J3-83570-71-00	SPEEDOMETER ASSEMBLY ..	1	
9	584-83578-71-00	. KNOB, TRIP METER	1	
10	123-83516-21-00	. BULB (12V-3.4W)	2	
11	(584-83536-01-00)	SOCKET, METER	1	
12	1J3-83556-01-00	. SENDER	1	
13	2K3-83540-F0-00	TACHOMETER ASSEMBLY ...	1	
14	123-83516-21-00	. BULB (12V-3.4W)	3	
15	(1J3-83520-01-00)	SOCKET CORD ASSEMBLY ..	1	
16	3H3-83513-00-00	DAMPER	2	
17	584-83507-00-00	COVER, SPEEDOMETER	1	
18	584-83508-00-00	COVER, TACHOMETER	1	
19	584-83523-00-00	DAMPER	4	
20	92990-05200-00	WASHER, PLAIN	4	
21	95303-05800-00	NUT (CROWN)	4	
22	584-83546-00-00	BOLT	4	
23	92990-06200-00	WASHER	4	
24	92995-06100-00	WASHER, SPRING	4	
25	95303-06800-00	NUT (CROWN)	4	
26	(1J7-83509-70-00)	SOCKET CORD ASSEMBLY ..	1	
27	123-83516-21-00	BULB (12V-3.4W)	5	
28	97006-06040-00	BOLT	2	
29	90387-06249-00	COLLAR	2	

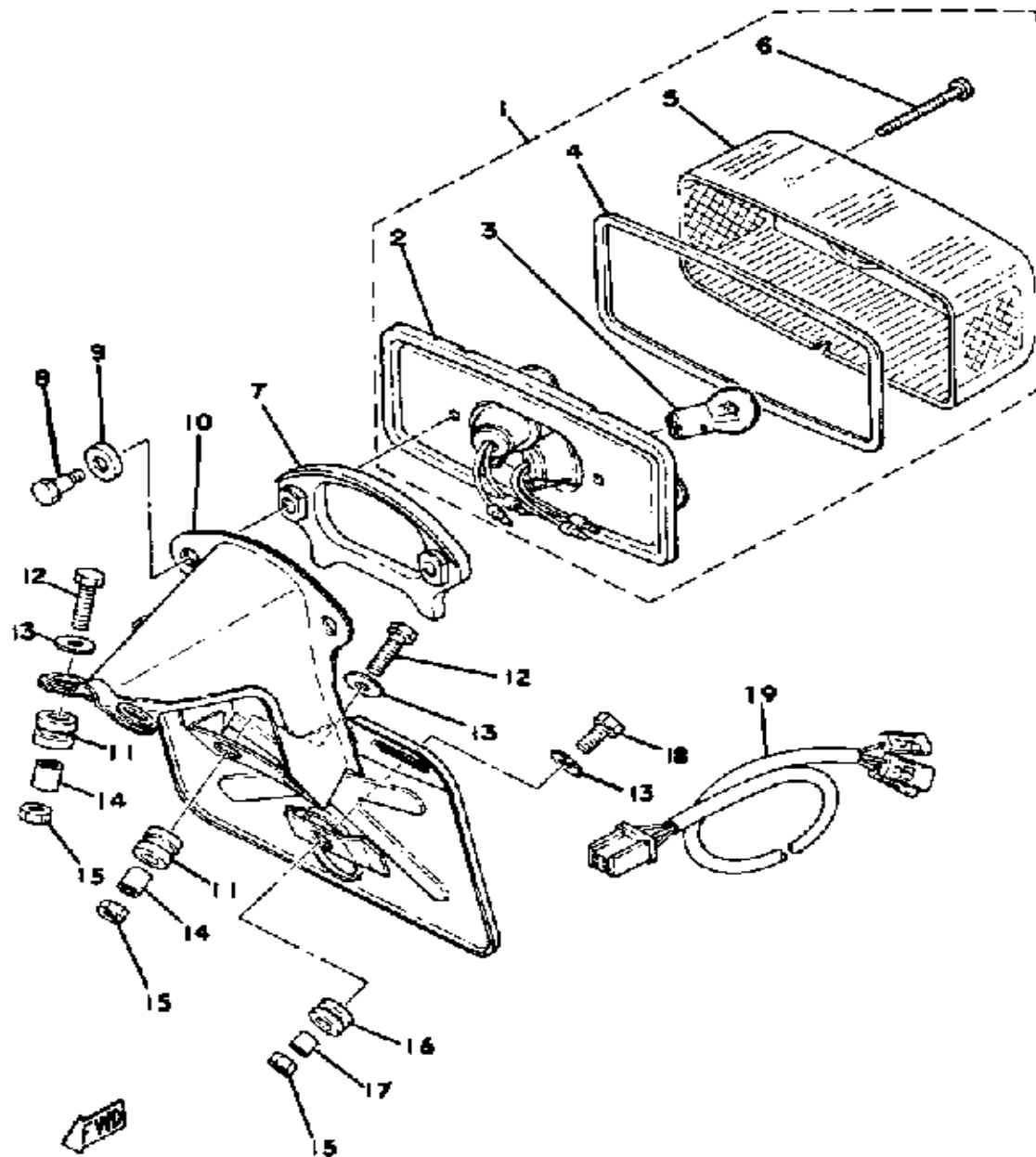


CONTINUED ON NEXT FRAME ➤

SPEEDOMETER - TACHOMETER

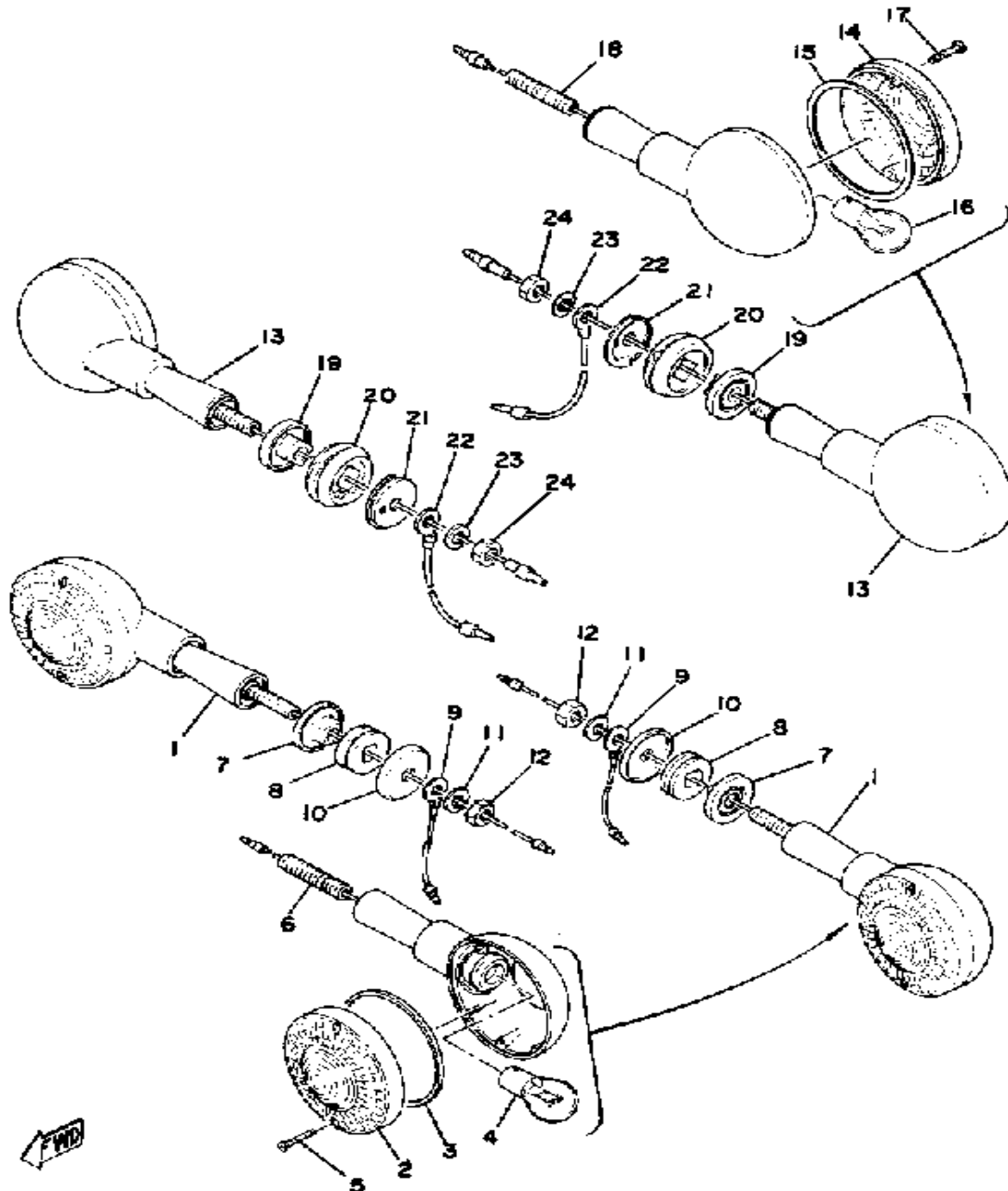
Ref. No.	Part Number	Description	Qty	Remarks
30	90201-06067-00	WASHER, PLATE	2	
31	92995-06100-00	WASHER, SPRING	2	
32	95380-06600-00	NUT	2	
33	34X-83550-01-00	SPEEDOMETER CABLE ASSEMBLY	1	
34	2G2-83560-00-00	TACHOMETER CABLE	1	
35	584-83541-00-00	DAMPER	4	





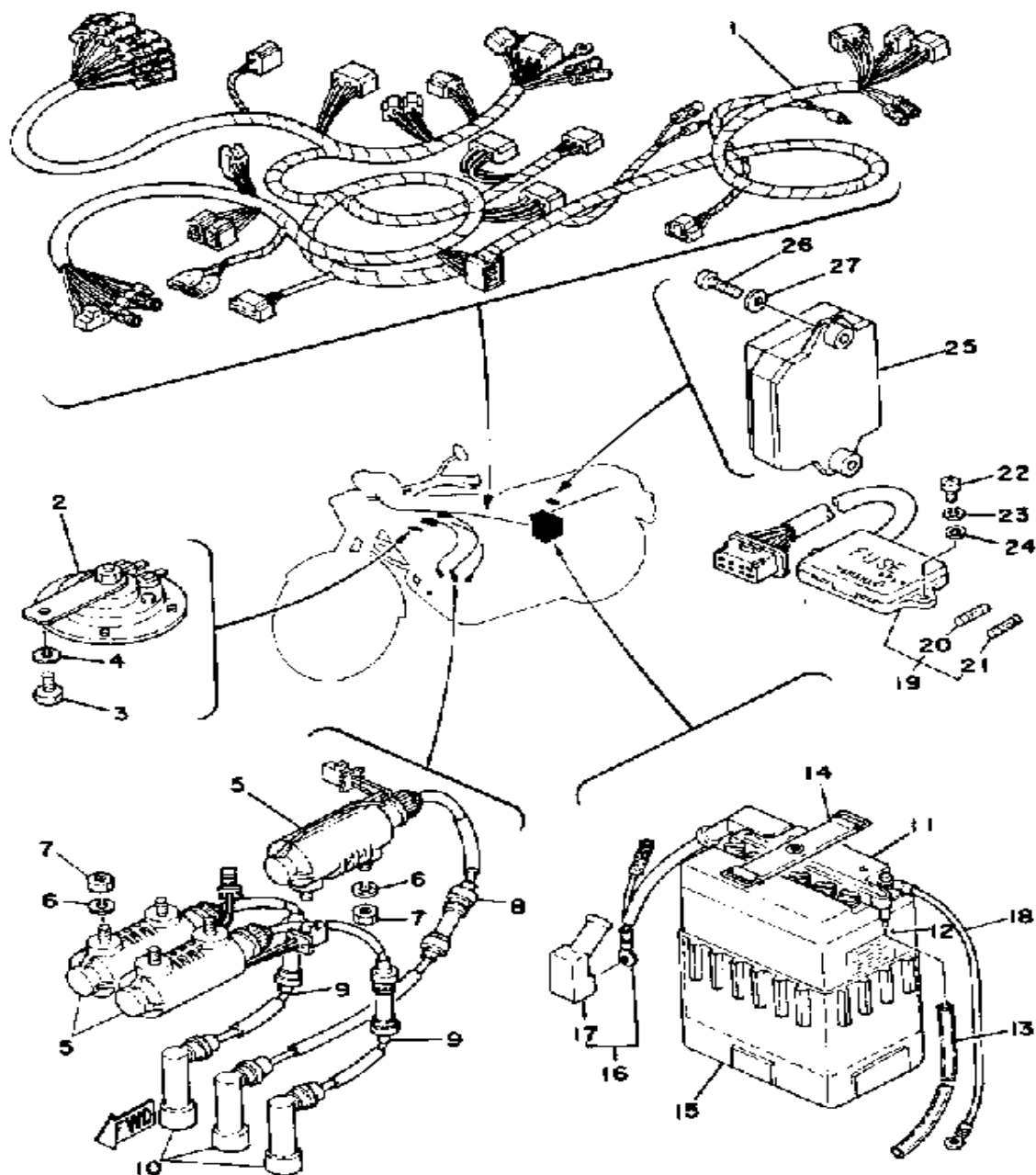
TAIL LAMP

Ref. No.	Part Number	Description	Qty	Remarks
1	2A2-84710-60-00	TAILLIGHT UNIT ASSEMBLY ..	1	
2	(1A0-84711-60-00)	BASE, TAILLIGHT	1	
3	256-84714-61-00	. BULB (12V-27/8W)	2	
4	1A0-84723-60-00	. GASKET, TAIL LENS	1	
5	1A0-84721-60-00	. LENS, TAILLIGHT	1	
6	98580-04055-00	. SCREW, LENS FITTING	2	
7	1A0-84712-60-00	SEAT, BASE	1	
8	1A0-84726-60-00	SCREW	2	
9	2H7-84754-00-00	WASHER, SPECIAL	2	
10	(2F3-84751-60-33)	BRACKET, LICENSE	1	YAMAHA BLACK
11	90480-14023-00	GROMMET	4	
12	97011-06020-00	BOLT	4	
13	90201-06067-00	WASHER, PLATE	5	
14	90387-07390-00	COLLAR	4	
15	95380-06600-00	NUT	5	
16	(90480-13016-00)	GROMMET	1	
17	90387-062N2-00	COLLAR	1	
18	97313-06016-00	BOLT, HEXAGON	1	
19	(2F3-84717-00-00)	CORD, TAILLIGHT	1	



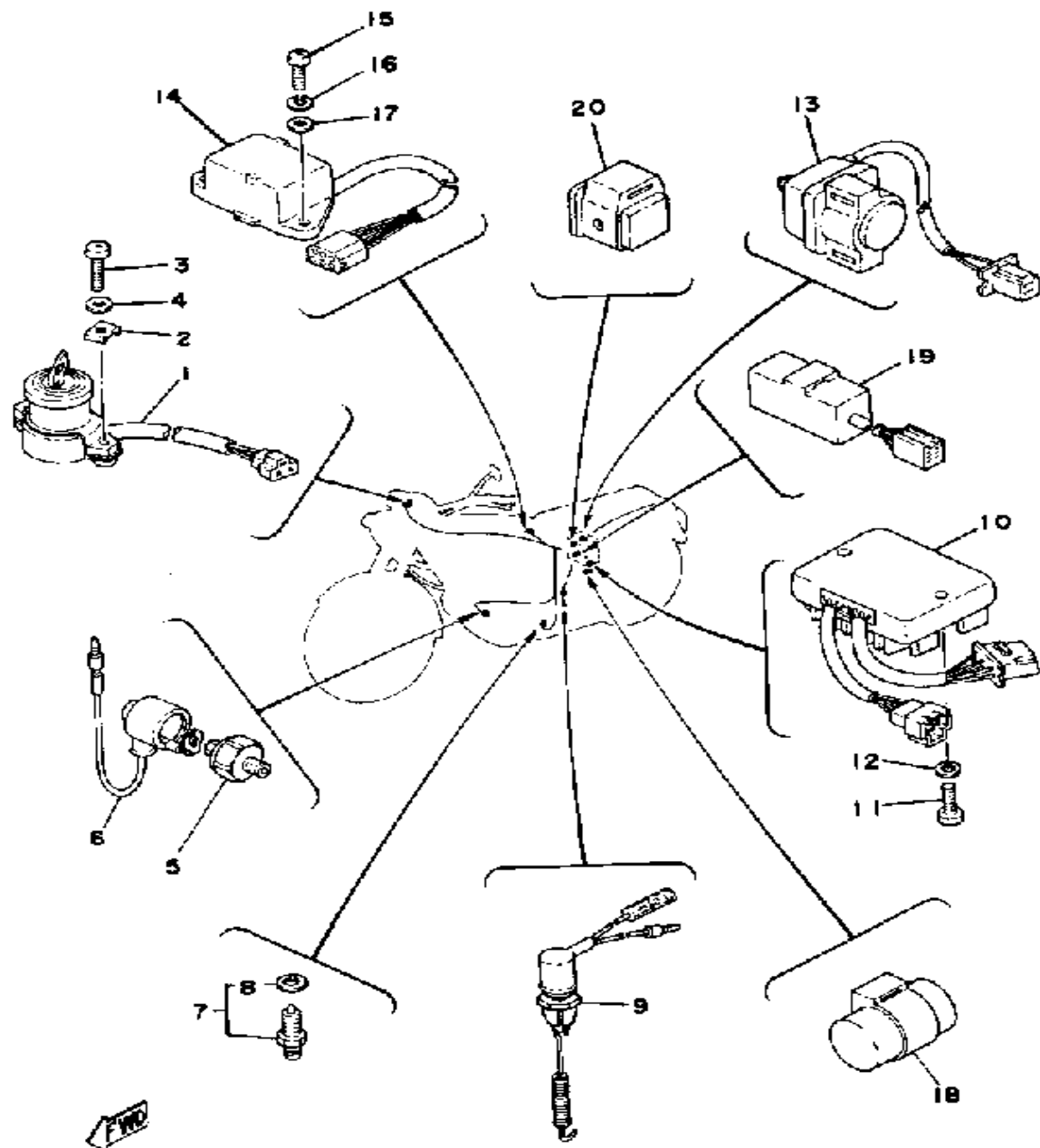
FLASHER LAMP

Ref. No.	Part Number	Description	Qty	Remarks
1	341-83310-72-93	FRT FLSHR LITE ASSEMBLY .	2	
2	341-83312-70-00	. LENS, FLASHER	2	
3	3Y6-83313-00-00	. GASKET, FLSHR LENS	2	
4	256-83311-70-XX	. BULB, TS 12V27W	2	
5	341-83333-70-00	. SCREW, LENS FITTING	4	
6	341-83367-09-00	. BOLT, STUD	2	
7	341-83316-01-00	COLLAR, FLASHER 1	2	
8	341-83321-01-00	DAMPER, FLASHER 1	2	
9	256-84313-01-00	WIRE, EARTH	2	L
10	90209-08098-00	WASHER, SPEC'L SHAP	2	
11	92990-08100-00	WASHER	2	
12	95333-08600-00	. NUT	2	
13	341-83330-72-93	R FLSHR LITE ASSEMBLY	2	
14	341-83312-70-00	. LENS, FLASHER	2	
15	3Y6-83313-00-00	. GASKET, FLSHR LENS	2	
16	256-83311-70-XX	. BULB, TS 12V27W	2	
17	341-83333-70-00	. SCREW, LENS FITTING	4	
18	360-83367-09-00	. BOLT, STUD	2	
19	341-83316-01-00	COLLAR, FLASHER 1	2	
20	1E6-83321-00-00	DAMPER, FLASHER 1	2	
21	1E6-83348-00-00	WASHER	2	
22	3FU-83364-00-00	WIRE, EARTH LEAD 1	2	L
23	92990-08100-00	WASHER	2	
24	95333-08600-00	NUT	2	



ELECTRICAL 1

Ref. No.	Part Number	Description	Qty	Remarks
1	(2F3-82590-51-00)	WIRE HARNESS ASSEMBLY ..	1	
2	1J7-83371-22-00	HORN	1	
3	97313-08018-00	BOLT, HEXAGON (97301-08016)	1	
4	92990-08100-00	WASHER	1	
5	2F3-82310-60-00	IGNITION COIL ASSEMBLY ...	3	
6	92995-06100-00	WASHER, SPRING	6	
7	95380-06700-00	NUT	6	
8	2F3-82341-00-00	CORD, HIGH TENS 1	1	
9	2F3-82343-00-00	CORD, HIGH TENS 3	2	
10	1J7-82370-00-00	PLUG CAP ASSEMBLY	3	
11	BTY-YB14L-A2-00	BATTERY ASSEMBLY (YB14L-A2)	1	12V-13AH
12	118-82141-09-00	LABEL, BATTERY	1	
13	90445-08380-00	HOSE	1	
14	120-82131-00-00	BAND, BATTERY	1	
15	447-82122-00-00	SEAT, BATTERY	1	
16	1J7-82115-00-00	WIRE, PLUS LEAD	1	
17	(1J7-82119-00-00)	COVER, LEAD WIRE	2	
18	1J7-82116-00-00	WIRE, MINUS LEAD	1	
19	1J7-82170-40-00	FUSE BOX ASSEMBLY	1	
20	1A0-82161-00-00	. FUSE (20A) (148-82151-00-00)	2	
21	116-82151-00-00	. FUSE (10A)	4	
22	98580-05016-00	SCREW, PAN HEAD	2	
23	92990-05100-00	WASHER, SPRING	2	
24	92901-05600-00	WASHER, PLATE	2	
25	2F3-82305-11-00	IGNITOR UNIT ASSEMBLY 1 ..	1	
26	98511-06025-00	SCREW PAN HEAD (92501-06025)	2	
27	90201-065F3-00	WASHER, PLATE	2	



ELECTRICAL 2

Ref. No.	Part Number	Description	Qty	Remarks
1	2F3-82508-50-00	MAIN SWITCH ASSEMBLY . . .	1	
2	533-82517-00-00	WASHER, SPECIAL	2	
3	98501-05018-00	SCREW, PAN HEAD	2	
4	90201-06412-00	WASHER, PLATE	2	
5	341-82504-02-00	OIL PRESSURE SWITCH ASS'Y	1	
6	(1J7-82507-00-00)	WIRE, LEAD	1	
7	2H7-82540-00-00	NEUTRAL SWITCH ASSEMBLY	1	
8	341-82543-00-00	. GASKET	1	
9	1J7-82530-02-00	STOP SWITCH	1	
10	1T4-81960-A0-00	RECTIFIER/REG ASSEMBLY ..	1	
11	98511-06025-00	SCREW PAN HEAD (92501-06025)	2	
12	92995-06100-00	WASHER, SPRING	2	
13	1J7-81940-10-00	STARTER SWITCH ASSEMBLY	1	
14	1T3-84308-00-00	RSRV LTNG UNIT ASSEMBLY .	1	
15	98580-06020-00	SCREW	2	
16	92995-06100-00	WASHER, SPRING	2	
17	92901-06600-00	WASHER	2	
18	2F0-83350-70-00	FLASHER RELAY ASSEMBLY .	1	
19	1A0-83395-03-00	FLASHER CANCL UNIT	1	
20	360-81950-10-00	RELAY ASSEMBLY	1	

GASKET KIT

Ref. No.	Part Number	Description	Qty	Remarks
20	(2F3-00000-20-00)	GSKTKT XS750E/F	1	
	1J7-11193-00-00	. GASKET, HD.COVER 1	1	
	1J7-11351-02-00	. GASKET, CYLINDER	1	
	1J7-11355-00-00	. SEAL, CYLINDER 1	1	
	1J7-11356-00-00	. SEAL, CYLINDER 2	1	
	1J7-11357-00-00	. SEAL, CYLINDER 3	4	
	1J7-12119-01-00	. SEAL, VALVE STEM	6	
	1J7-13338-00-00	. SEAL	1	
	1J7-13414-00-00	. GASKET, STRNR COVER ...	1	
	1J7-15451-00-00	. GASKET, CRCS COVER	1	
	1J7-15461-00-00	. GASKET, CRCS CVR 2	1	
	1J7-17518-00-00	. GASKET, MDL GR CASE	1	
	2F3-11181-00-00	. GASKET, CYLINDER HEAD 1	1	
	4BE-14613-00-00	. GASKET, EXHAUST PIPE ...	3	
	93210-09350-00	. O-RING	1	
	93210-74316-00	. O-RING	1	
	93210-74316-00	. O-RING	3	