


# LUCAS

*Quality*

## EQUIPMENT

1949 - 1956

MOTOR CYCLES



JOSEPH LUCAS (EXPORT) LTD.



46 PARK ST., LONDON, W.1

# CONTENTS







## LUCAS EQUIPMENT FOR 1949-1956 BRITISH MOTOR CYCLES

	<i>Page</i>
Alternator and Parts . . . . .	8-9
Ammeter . . . . .	19, 21, 23
Battery . . . . .	15, 17
Contact Breaker Unit and Parts . . . . .	8-9
Control Box and Parts . . . . .	18, 20, 22
Distributor and Parts . . . . .	8-9
Dynamo and Parts . . . . .	2-3
Headlamp and Parts . . . . .	10-13
Horn and Parts . . . . .	18, 20, 22
Ignition Coil . . . . .	9
Magdyno and Parts . . . . .	6-7
Magneto and Parts . . . . .	4-7
Motor Cycle Model Reference . . . . .	30-31
Pilot Lamp and Parts . . . . .	16-17
Reflex Reflector . . . . .	19, 21, 23
Side Lamp and Parts . . . . .	16-17
Special Headlamps and Parts	
(Export Europe, not France, Export France, Home and Export	
Dip Left, 1956 only) . . . . .	24, 27
Stop Tail and No. Plate Lamp and Parts. . . . .	14-17
Switches . . . . .	19, 21, 23
 <b>GIRLING SUSPENSION UNITS . . . . .</b>	 <b>28-29</b>

*For additional details apply to Lucas Agents*

## DYNAMO AND PARTS





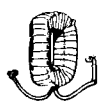






# 1949-1956 SPECIFICATIONS

1949-1956 SPECIFICATIONS				YEAR	DYNAMO	TYPE	BAND COVER	BRUSH SET	BRUSH SPRING	INSUL. PLATE WITH BRUSH GEAR	BRACKET C.E.
MOTOR CYCLE											
<b>A.J.S.</b>											
(1)	Spring Twin	...	...	1949	20009	E3L	200609	200737	220197	200738	200713
(2)	Single cyl. Models	...	...	1949-50	200430	E3AR	200435	200290	200079		200032
(3)	Single cyl. Models	...	...	1951-6	20028	E3N	200609	200737	220197	200738	200713
(4)	Twin cyl. Models	...	...	1950-6	20009	E3L	200609	200737	220197	200738	200713
(5)	Competition Models	...	...	1949-50	200430	E3AR	200435	200290	200079		200032
(6)	Competition Models	...	...	1951-6	20028	E3N	200609	200737	220197	200738	200713
<b>MATCHLESS</b>											
(7)	Super Clubman	...	...	1949	20009	E3L	200609	200737	220197	200738	200713
(8)	Single cyl. Models	...	...	1949-50	200430	E3AR	200435	200290	200079		200032
(9)	Single cyl. Models	...	...	1951-6	200028	E3N	200609	200737	220197	200738	200713
(10)	Twin cyl. Models	...	...	1950-6	20009	E3L	200609	200737	220197	200738	200713
(11)	Competition Models	...	...	1950	200430	E3AR	200435	200290	200079		200032
(12)	Competition Models	...	...	1951-6	20028	E3N	200609	200737	220197	200738	200713
<b>ARIEL</b>											
(13)	4G, Square Four, 1000 c.c.	...	...	1949-53	22003	C35SD		220383	220197	220552	220529
(14)	4G, Square Four, 1000 c.c.	...	...	1954-5	22003	C35SD		220383	220197	220572	220566
(15)	4G, Square Four, 1000 c.c.	...	...	1956	22010	C35SD		220383	220197	220572	220566
(16)	500 c.c. Twin Models	...	...	1949-56	20009	E3L	200609	200737	220197	200738	200713
(17)	650 c.c. Twin Models	...	...	1954-56	20010	E3L	200609	200737	220197	200738	200713
(18)	Single cyl. Models	...	...	1949	200285	E3H	200522	200290	200079	200431	200269
(19)	Single cyl. all Models	...	...	1949-56	*20013	E3LM	200609	200737	220197	200738	200713
(20)	VH 500 c.c. "Hunter" Single	...	...	1954	20009	E3L	200609	200737	220197	200738	200713
(21)	Competition VCH 500 c.c.	...	...	1951-3	*20013	E3LM	200609	200737	220197	200738	200713
<b>BROCKHOUSE</b>											
(22)	Indian Brave 250 c.c.	...	...	1951-6	See "Alternator"						
<b>B.S.A.</b>											
(23)	Twin cyl. Models	...	...	1950-6	20010	E3L	200609	200737	220197	200738	200713
(24)	250 c.c. Single cyl. Models	...	...	1949-53							
(25)	250 c.c. Single cyl. Models	...	...	1954-6							
(26)	DI Bantam 125 c.c.	...	...	1950-3							
(27)	All "B" and "M" Models	...	...	1949-56	See "Alternator"						
(28)	Competition Models	...	...	1950-6	*20013	E3LM	200609	200737	220197	200738	200713
<b>SUNBEAM</b>											
(29)	S7 and S8 Twin	...	...	1950-6	20151	MC45L		229161	200079		229154
<b>ENFIELD</b>											
(30)	*Twin cyl. Models	...	...	1949-54	22003	C35SD		220383	220197	220552	220529
(31)	Twin cyl. Models	...	...	1955	*20012	E3LM	200609	200737	220197	200738	200713
(32)	500 c.c. Twin cyl.	...	...	1956							
(33)	700 c.c. Twin cyl.	...	...	1956							
(34)	Single cyl. Models	...	...	1949-55							
(35)	350 c.c. Clipper	...	...	1956	See "Alternator"						
(36)	Other Single cyl. Models	...	...	1956	20013	E3LM	200609	200737	220197	200738	200713
(37)	Competition Models (special orders only)	...	...	1955							
<b>NORTON</b>											
(38)	Twin cyl. Models	...	...	1949-56	20011	E3L	200609	200737	220197	200738	200713
(39)	Single cyl. Models	...	...	1949-56	*20013	E3LM	200609	200737	220197	200738	200713
<b>PHELON &amp; MOORE</b>											
(40)	All Models	...	...	1949	20003	E3H	200609	200290	200079	200431	200269
(41)	All Models	...	...	1950	20009	E3L	200609	200737	220197	200738	200713
(42)	"65" and "75" Models	...	...	1951-6							
(43)	"100" Model	...	...	1951							
(44)	"75" Stroud Competition	...	...	1951-4							
(45)	"100" Model	...	...	1951-6	*20013	E3LM	200609	200737	220197	200738	200713
<b>TRIUMPH</b>											
(46)	All Models, except :—	...	...	1950-6	20009	E3L	200609	200737	220197	200738	200713
(47)	5TAC Speed Twin	...	...	1952-6	See "Alternator"						
(48)	6TAC Thunderbird	...	...	1954-6	See "Alternator"						
(49)	T15 Terrier	...	...	1953-6	See "Alternator"						
(50)	T20 Tiger Cub	...	...	1954-6	See "Alternator"						
*1954 Alternative Fitment is 20012					*See also Magdyno						

\*1954 Alternative Fitment  
is 20012












\*See also  
Magdyno

# DYNAMO AND PARTS

	BRACKET D.E.	BEARING OR BUSH C.E.	BEARING OR BUSH D.E.	ARMATURE	FIELD COIL	C.E. COVER	SHAFT NUT SCREW, GEAR RETAINING	GEAR, DRIVING	THROUGH BOLT	SUNDRY PARTS SET	OIL SEAL
											
(1)	200760	189210	189307	200712	200731	200826	111704		200732	200762	188614
(2)	200373	189284	189289	200730	200188		173814			200806	
(3)	200805	189210	189307	200802	200188	200826	170104		200227	200806	
(4)	200760	189210	189307	200712	200731	200826	111704		200732	200806	188614
(5)	200373	189284	189289	200730	200188		173814			200806	
(6)	200805	189210	189307	200802	200188	200826	170104		200227	200806	
(7)	200760	189210	189307	200712	200731	200826	111704		200732	200806	
(8)	200373	189284	189289	200730	200188		173814		200227	200806	
(9)	200805	189210	189307	200802	200188	200826	170104		200227	200806	
(10)	200760	189210	189307	200712	200731	200826	111704		200732	200806	
(11)	200373	189284	189289	200730	200188		173814		200227	200806	
(12)	200805	189210	189307	200802	200188	200826	170104		200227	200806	
(13)	220556	189295	189307	220533	220487	220555	180396	*220498	220475	220557	188617
(14)	220556	189295	189307	220575	220487	220593	180396	*220498	220475	220557	188618
(15)	220556	*189285	189307	220575	220487		180396		220475	220557	188618
(16)	200760	189210	189307	200712	200731	200826	111704		200732	200806	
(17)	200382	189210	189307	200752	200731	200826	170104		200732	200806	
(18)	200353	200231	189307	200304	200188	200354				200806	
(19)	200353	189210	189307	200754	200731	200826	111704	454495	200732	200806	
(20)	200760	189210	189307	200712	200731	200826	111704		200732	200806	
(21)	200353	189210	189307	200754	200731	200826	111704	454495	200732	200806	
(22)											
(23)	200382	189210	189307	200752	200731	200826	170104		200732	200806	
(24)											
(25)											
(26)											
(27)	200353	189210	189307	200754	200731	200826	111704	454495	200732	200806	
(28)											
(29)				229141	229150	229135 *229064				229178	
(30)	220556	189295	189307	220533	220487	220555	180396	*220498	220475	220557	188617
(31)	200353	189210	189307	200754	200731	200826	111704	454495	200732	200806	
(32)											
(33)											
(34)	200353	189210	189307	200754	200731	200826	111704	454495	200732	200806	
(35)											
(36)											
(37)	200353	189210	189307	200754	200731	200826	111704	454495	200732	200806	
(38)	200760	189210	189307	200712	200731	200826	111704		200732	200806	188614
(39)	200353	189210	189307	200754	200731	200826	111704	454495	200732	200806	
(40)	200760	200231	189307	200572	200188	200354	111704	454495	200227	200806	188614
(41)											
(42)	200760	189210	189307	200712	200731	200826	111704		200732	200806	
(43)											
(44)											
(45)	200353	189210	189307	200754	200731	200826	111704	454495	200732	200806	
(46)	200760	189210	189307	200712	200731	200826	111704		200732	200806	
(47)											
(48)											
(49)											
(50)											
		*1955-6 Fitment				*Terminal Block		*Gear Set			

# MAGNETO AND PARTS

## 1949-1956 SPECIFICATIONS

MOTOR CYCLE		YEAR	MAGNETO	TYPE	PICK-UP	PICK-UP BRUSH & SPRING	NUT, MOULDED	COVER, C.B. END	CON- DENSER AND/OR CONTACT BREAKER	CONTACT SET	SPRINGS, ACTU- ATING	BRUSH & SPRING	CONTROL PARTS SET	CAM
														
<b>A.J.S.</b>														
(1)	Twin cyl. Models...	1949-50	42180	K2F	*458367 †458368	451260	410600	458619	470534	470609	470688		458728	458725
(2)	Twin cyl. Model ...	1951-6	42230	K2F	*458367 †458368	451260	410600	459037	470534	470609	470688		458728	458725
(3)	Single cyl. Models	1949-52	42020	NI	463066 †456794	451260	410600	460061	460051	484098		*455347	463107	455343
(4)	Single cyl. Models ("18" 500 c.c. O.H.V. 1953 only)	1953-4	42272	NI	463066	451260	410600	460061	460051	484098		*455347	463107	455343
(5)	"18" 500 c.c. O.H.V.	1954	42293	SR1				458019	*491329	458053				458020
(6)	Single cyl. Models	1955-6	42294	SR1				458019	*491329	458053				458020
(7)	Competition Models	1950-6	42179	NR1	456794	451260	*457810	459199	470914	470878		470537	457117	
<b>MATCHLESS</b>														
(8)	Twin cyl. Models...	1949-50	42180	K2F	*458367 †458368	451260	410600	458619	470534	470609	470688		458728	458725
(9)	Twin cyl. Model ...	1951-6	42230	K2F	*458367 †458368	451260	410600	459037	470534	470609	470688		458728	458725
(10)	Single cyl. Models	1949-52	42020	NI	463066 †456794	451260	410600	460061	460051	484098		*455347	463107	455343
(11)	Single cyl. Models (G80 1953 only)	1953-4	42272	NI	463066	451260	410600	460061	460051	484098		*455347	463107	455343
(12)	G80 & G80S 500 c.c. O.H.V.	1954	42293	SR1				458019	*491329	458053				458020
(13)	Single cyl. Models	1955-6	42294	SR1				458019	*491329	458053				458020
(14)	Competition Models	1950-6	42179	NR1	456794	451260	455791 *457810	459199	470914	470878		470537	457117	
<b>ARIEL</b>														
(15)	500 c.c. twin cyl. Models	1949-54	42114	K2F	*458367 †458368	451260	410600	458638	470534	470609	470688	470537		459130
(16)	500 c.c. twin cyl. Model...	1955-6	42111	K2F	*458367 †458368	451260	410600 458622	458619	470534	470609	470688	470537		459130
(17)	650 c.c. twin cyl. Model...	1954-6	42248	K2F	*458865 †458866	451260	410600 458622	458619	470534	470609	470688	470537		459130
(18)	Single cyl. Models	1949-56	46028	MOIL	See Magdyno									
(19)	Competition Models	1954-6	42157	KNR1	456794	451260	455791 *457810	459199	470914			470537	457117	
<b>B.S.A.</b>														
(20)	"B" & "M" Models single cyl.	1949-54	46031	MOIL	See Magdyno									
(21)	"B" & "M" Models single cyl.	1955-6	46043	MOIL	See Magdyno									
(22)	All Twin Models ... Except :-	1949-56	42248	K2F	*458865 †458866	451260	410600	458619	470534	470609	470688	470537		459130
(23)	A7 500 c.c. Twin...	1954	42263	K2F	*459190 †459190	451260	410600	458619	470534	470609	470688	470537	463107	458725
(24)	A7 500 c.c. "Star" Twin B32 & B34 Competition...	1951-6 1950-6	42123	KNR1	456794	451260	455791 *457810	459199	470914			470537	457117	
<b>ENFIELD</b>														
(25)	Single cyl. Models	1949-56	46030	MOIL	See Magdyno									
(26)	Except 350 & 500 Bullet	1956	42330	SR1				490646	*491329	458053				458020
(27)	Twin cyl. Models (alternative fitment in 1954)	1954-6	46041	MN2L	See Magdyno & Distributor & Coil									
(28)	Except 700 Super Meteor	1956	42340	SR2	404435			491483	*491329	458053	*491122		*490143	458021
(29)	Competition Models	1951-6	42157	KNR1	456794	451260	455791 *457810	459199	470914			470537	457117	

\*Right hand  
†Left hand  
‡From 1951

\*Rubber  
Pick-up  
Cover















\*Condenser

\*Rotor arm  
gear

\*Jump  
Ring

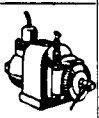










\*Gear  
driving

# MAGNETO AND PARTS

	PLATE, C.B. END	CUP, INSUL.	SPRING PIN	NUT, SHAFT	ARMA- TURE	SLIP RING	BEARING, C.B. END	BEARING, D.E.	MAG. EARTH, BRUSH, SPRING & HOLDER	C.B. EARTH, BRUSH & SPRING	SUNDY PARTS SET	OIL SEAL	GASKET	AUTO- ADVANCE UNIT
														
(1)	458726	451379	*458370	170104	458333	455361	189291	189291	455191					
(2)	459036	451379	*458370	170104	459004	455361	189291	189244	455191	455190	458675	459002		
(3)	454600	*459005 451379	*451315	170104	454385	454496	189291	189291	455191	455190	454697			
(4)	454177	451379	*451315	170104	454385	454496	189291	189291	455191	455190	454697			
(5)		451379		170109			189289	189291	*457989		490663	459031	458194	
(6)	458042	451378 451379 451378		170109			189289	189291	*457989		490663	458375		*47544 †498157/S ‡47541 ‡416060/S
(7)				170104					455191	455190	458869			
(8)	458726	451379	*458370	170104	458333	455361	189291	189291	455191					
(9)	459036	451379	*458370	170104	459004	455361	189291	189244	455191	455190	458675	459002		
(10)	454600	*459005 451379	*451315	170104	454385	454496	189291	189291	455191	455190	454697			
(11)	454177	451379	*451315	170104	454385	454496	189291	189291	455191	455190	454697			
(12)		451379		170109			189289	189291	*457989		490663	459031	458194	
(13)	458042	451378 451379 451378		170109			189289	189291	*457989		490663	458375		
(14)				170104					455191	455190	458869			
(15)	459104	451379	*458370		459004	455361	189291	189244	455191	455190	458675			47506
(16)	459105	*459005 451379	458613		459004	455361	189291	189244	455191	455190	458675	459002		†498157 47506
(17)	459105	*459005 451379	*458370 458613		459004	455361	189291	189294	455191	455190	458675	459002		47503 †498157
(18)		*459005	*458370											
(19)				170104					455191	455190	458869			
(20)														
(21)														
(22)	459105	451379	458613		459004	455361	189291	189244	455191	455190	458675	459002		47503
(23)	458726	*459005 451379	*458370 458613	170104	459004	455361	189291	189244	455191	455190	458675	459002		†498157
(24)			*458370	170104					455191	455190	458869			
(25)														
(26)		451378 *451379		170109			189289	189291	*491796		490663	459031	458194	47556 †498157
(27)														
(28)	491488	451378		170109			189289	189291	*458989		490665	459031	458194	47553
(29)		*451379		170104					455191	455190	458869			†498157
		*For Body Bearing	*For Pick-up						*Coil Wound					
														*350 c.c. †Springs ‡500 c.c.

# MAGNETO AND PARTS

## 1949-1956 SPECIFICATIONS












	MOTOR CYCLE	YEAR	MAGNETO	TYPE	PICK-UP	PICK-UP BRUSH & SPRING	NUT, MOULDED	COVER, C.B. END	CON- DENSER AND/OR CONTACT BREAKER	CONTACT SET	SPRINGS, ACTU- ATING	BRUSH & SPRING	CONTROL PARTS SET	CAM
														
(1)	<b>NORTON</b> Twin cyl. Models...	1949-56	42111	K2F	*458367 †458368	451260	410600	458619	470534	470609	470688			459130
(2)	Single cyl. Models	1950-6	46029	MOIL	See Magdyno									
(3)	<b>PHYLON &amp; MOORE</b> * "65" Stroud	1951-2												
(4)	* "65" "	1955-6												
(5)	"75" Stroud	1951-4	42183	K1F	456794	451260	410600	458647	470534	470609	470688	470537	463107	459156
(6)	"75" "	1955-6												
(7)	"75" "	1949-54	42133	K1F	456794	451260	410600	458647	470534	470609	470688	470537		459238
(8)	"100" "	1949	42127	NI/4	463066	451260	410600	460061	460051	484098				455346
(9)	"100" "	1950	42020	NI/4	463066	451260		460061	460051	484098			463107	455343
(10)	"100" "	1951-6	46028	See Magdyno										
(11)	<b>TRIUMPH</b> 6T Thunderbird ...	1950-3	42111	K2F	*458367 †458368	451260	410600	458619	470534	470609	470688			459130
(12)	3T, 5T, T100 (1950 only)	1950-1	42264	K2F	*458367 †458368	451260	410600	458619	470534	470609	470688		463107	458725
(13)	T100 and TR5 (also 1955)	1951-4												
(14)	T100 and T110	1954	42301	K2F	*458876 †458876	451260	410600	458619	470534	470609	470688	470537	492195	458725
(15)	Alternative Fitment	1955-6	42298	K2F	*458876 †458876	451260	410600	459269	470534	470609	470688	470537	492195	458725
(16)	TR5 and TR6	1956	42350	K2FC	*458876 †458876	451260	410600	459205	470534				459305	458725
(17)	STAC and 6TAC (export U.S.A.)	1956	42344	K2F	*458876 †458876	451260	410600	459269	470534	470609	470688	470537		459130

\*Alternative

\*Right  
hand  
†Left  
hand











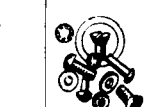



# MAGDYNOS AND PARTS

## 1949-1956 SPECIFICATIONS








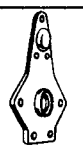






	MOTOR CYCLE	YEAR	MAGDYNOS	TYPE	*GENERA- TOR	STRAP ASSEMBLY	MAGNETO PORTION	PICK-UP	BRUSH AND SPRING	NUT, MOULDED	COVER, CONTACT BREAKER	CONTACT BREAKER	CONTACT SET	JUMP RING
														
(1)	<b>ARIEL</b> Single cyl. Models	1949-56	46028	MOIL	20013	460056	464242	463066	451260	410600	460061	460051	484908	455347
(2)	<b>B.S.A.</b> All "B" and "M" Models (except B32 and B34 Competition 1950-56)	1949-54	46031	MOIL	20013	460056	464241	463066	451260	410600	460061	460051	484098	455347
(3)	As above...	1955-6	46043	MOIL	20013	460056	464247	463066	451260	410600	460061	460051	484098	455347
(4)	<b>ENFIELD</b> Single cyl. Models (1956, only 350 c.c. Clipper)	1949-56	46030	MOIL	20013	460056	464240	463066	451260	410600	460061	460051	484098	455347
(5)	Twin cyl. Models (1956, only 500 c.c. Twin)	1954-6	46041	MN2L	20012	460056	463354	463066	451260	410600	452222	470533	470608	
(6)	<b>NORTON</b> Single cyl. Models	1950-6	46029	MOIL	20013	460056	464243	463066	451260	410600	460061	460051	484098	455347
(7)	<b>PHYLON &amp; MOORE</b> "100" Panther	1951-6	46028	MOIL	20013	460056	464242	463066	451260	410600	460061	460051	484098	455347
	<b>N.B.</b> —On all models : Sundry Parts Set 463334 Bearing, D.E. 189294 Key, Woodruff 189386													

\*See pages  
2-3 for  
details

# MAGNETO AND PARTS

	PLATE, C.B. END	CUP, INSUL.	SPRING PIN	NUT, SHAFT	ARMA- TURE	SLIP RING	BEARING, C.B. END	BEARING, D.E.	MAG. EARTH, BRUSH, SPRING & HOLDER	C.B. EARTH, BRUSH & SPRING	SUNDRY PARTS SET	OIL SEAL	GASKET	AUTO- ADVANCE UNIT
														
(1)	459105	451379 *459005	458613 *458370		459004	455361	189291	189244	455191	455190	458675	459002		47508 *498157
(2)														
(3)														
(4)														
(5)	458726	451379 *459005	458613 *458370	170104	459139	454496	189291	189244	455191	455190	458675	459002		
(6)														
(7)	459105	451379 *459005	458613 *458370	170104	459139	454496	189291	189244	455191	455190	458675			47507
(8)	454178	451379	451317	170104	454593	454496	189291	189291	455191					47507
(9)	454600		451317	170104	454385	454496	189291	189291	455191	455190				
(10)														
(11)	459105	451379 *459005	458613 *458370		459004	455361	189291	189244	455191	455190	458675	459002		47502 *498157
(12)	458726	451379 *459005	458613 *458370	170104	459004	455361	189291	189244	455191	455190	458675	459002		
(13)	459271	463932 *459005	459285	170104	459004	455361	189294	189244	455191	455190	458675	459002		
(14)	459271	463932 *459005		170104	459004	455361	189294	189244	455191	455190	458675	459002		
(15)				170104					455191	455190	458869			
(16)	459296	463932  *For Body Bearing	  *For pick up		459004	455361	189294	189244	455191	455190	458675	459002		47502 *498157  *Springs

# MAGDYN0 AND PARTS












	CAM	CONTROL PARTS SET	SPRING PIN	END PLATE, C.B.	SPRING, SET	CUP, INSUL.	NUT, SHAFT	END PLATE D.E.	GEAR SET	ARMATURE	SLIP RING	BEARING, C.B.	BRUSH, SPRING AND HOLDER	BRUSH AND SPRING
														
(1)	464056	463107	463898	463869		451379 463932	173974	463989	462863	464205	454496	189291	460380 *455191	451323 *455190
(2)	464056	463107	463898	463869		451379 463932	173974	463989	463155	464205	454496	189291	460380	451323
(3)	464056	463107	463899	463869		451379 463932	173974	463989	462863	464205	454496	189291	455191	455190
(4)	464056	463107	463899	463868		451379 463932	170104	463989	463155 *462863	464205	454496	189291	460380 *455191	451323 *455190
(5)	455450	463107	461405 *450157	463300	470688 *470537	463932 463932	170104	463989	462863	463283	454497	189294	460380 *455191	451323 *455190
(6)	464056	463107	463899	463868		451379 463932	170104	463989	462863	464205	454496	189291	460380 *455191	451323 *455190
(7)	464056	463107	463898	463869		451379 463932	173974	463989	462863	464205	454496	189291	460380	451323
			*1955 "D" Model		*Brush and Spring				*1955 "D" Model				*1955 "D" Model	*1955 "D" Model



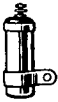











# DISTRIBUTOR AND PARTS

# IGNITION COIL

	CAM	A.A. SPRINGS	A.A. WEIGHTS	S. & A. PLATE	BUSH OR BEARING, TOP	BUSH OR BEARING, BOTTOM	DRIVING DOG OR GEARS	SECURING PLATE	TERMINAL	COIL	TYPE	H.T. TERMINAL NUT
												
(1)	496085	416109/S	415730	420691	420406	420406	*220498	417497		45016	Q6	408120
(2)	496085	421625	415730	420691		420406	*420692	417497 417497 *401092	*400034	45016	Q6	408120
(3)										45036	CQ6	410600
(4)	*466039	416110/S	496005	466026				†466025	†419950	45036	CQ6	410600
(5)	407932	405395/S	415729	416556	404374	410590		406105		45036	CQ6	410600
(6)												
(7)	465939	405395/S	415729	*465932						45033	CQ6	410600
(8)	465939	405395/S	415719	*465932						45036	CQ6	410600
(9)										45033	CQ6	410600
(10)	415316	415835	415320	415307	415317	189270		{ *415327 407019 *415324		45036	CQ6	410600
										45016*	Q6	408120
(11)	415283	417504	415730	416529	404374	410590	*220498	417497		45016	Q6	408120
(12)	465939	421457/S	415729	*465863						45036	Q6	410600
(13)	407932	406699	415730	416529	404374	410590	417198	405588		45016	Q6	408120
(14)	407932	406699	415730	420409		420406			*400034	45016	Q6	410600
(15)	415283	*416113/S	415730	421414	420406			406105	*400034	45016	Q6	408120
(16)		†416031/S										*410600
(17)	415283	421538/S	415730	421935	420406			406105	*400034	45016	Q6	410600
(18)	421206	421415	421056/S	421054				406105	405314	45036	CQ6	410600
(19)										†45056	CQ6	410600
(20)	421697	421696/S	421056/S	421054				406105	405314	45036	CQ6	410600
(21)	423759	421407/S	421056/S	421054				406105	405314	45035	CQ6	410600
	*Cam Foot and Range Plate	*1953 †1954		*Sleeve and Action Plate			*Gears	*Screw and Nut †Bolt	*Connector †Insul. Bush	*1954-6 Fitment †1956 fitment		*1955 Fitment







# ALTERNATOR AND PARTS

	CONDENSER	CONTACT SET	BEARING	PLATE, BEARING	A.A. WEIGHT	A.A. SPRINGS	CAM	COIL L.H.	COIL R.H.	SUNDY PARTS SET
										
(1)	418114	407050			496005	416110/S	496022	465847	465846	465784
(2)										
(3)	465817	407050	189243	465816			496048	465847	465846	465784
(4)										
(5)										
(6)										
(7)										
(8)										
(9)										
(10)										
(11)										
(12)										
(13)										
(14)										
(15)										
(16)										

## HEADLAMP AND PARTS

# 1949-1956

## SPECIFICATIONS

MOTOR CYCLE		YEAR	HEAD-LAMP	MODEL	TYPE OF LENS	RIM OR DOOR	LENS, MAIN OR PILOT	CATCH OR SCREW, RIM FIXING	WIRES, FIXING	WIRES, PILOT LENS FIXING
										
<b>A.M.C. (A.J.S. &amp; MATCHLESS)</b>										
(1)	A.J.S. 16M "18" & "7R," Matchless G3L & G80 ... ..	1949	50128	MU42	Diamond	509484	550875	509936	500291	516393
(2)	All other Models (except Competition)	1949-53	*50951	SSU700P	Block	553248	*516386	144921	504665	
(3)	All Models (except Competition)	1954	51550	SSU700	Block	553248		144921	504665	
(4)	All Models (except Competition)	1955-6	51655	MCH57	Block	553248		144921	504665	
(5)	Competition Models	1950-6	*50791	MU42	Diamond	509484	550875	509936	500291	
<b>ARIEL</b>										
(6)	Square Four ... ..	1949-50	*50947	SS700P	Block	553248		144921	504665	516393
(7)	Square Four ... ..	1951-4	50952	SSU700P	Block	553248	516386	144921	504665	
(8)	Square Four ... ..	1955	51773	SSU700P	Block	553248		144921	504665	
(9)	Twin cyl. Models ... ..	1950	*50947	SS700P	Block	553248		144921	504665	516393
(10)	Twin cyl. Models ... ..	1949	*50951	SSU700P	Block	553248	*516386	144921	504665	
		1951-54								
(11)	Twin cyl. Models ... ..	1955	51729	SSU700P	Block	553248		144921	504665	
(12)	Single cyl. Models ... ..	1949	50128	MU42	Diamond	509484	550875	509936	500291	516393
(13)	Single cyl. Models ... ..	1950-4	*50951	SSU700P	Block	553248	*516386	144921	504665	
(14)	Single cyl. Models ... ..	1955	51729	SSU700P	Block	553248		144921	504665	
(15)	VCH 500 Competition ... ..	1951	*50791	MU42	Diamond	509484	550875	509936	500291	
(16)	All Models, (except "HS" Scrambles)	1956	51818	SS700P	Block	553248		144921	504665	
(17)	"HS" Scrambles ... ..	1956	51625	MU42	Diamond	509484	550875	509936	509753	
<b>BROCKHOUSE</b>										
(18)	Indian Brave (IA45) ... ..	1951-6	50931	SSP575P/I	Block	534343	*516386	144921	504665	516393
(19)	Indian Brave (IA45) ... ..	1955-6	51659	SSP575P/I	Details same as 50931	except for red finish and Panel				
(20)	Indian Brave (RM13) ... ..	1955	51715	SSU700P	Block	553248		144921	504665	
(21)	Indian Brave (RM13) ... ..	1955	51718	SSU700P	Details same as 51715	except for red finish and Panel				516393
(22)	Indian Brave (RM13) ... ..	1956	51851	SSU700P	Block	553248		144921	504665	
(23)	Indian Brave (RM13) ... ..	1956	51852	SSU700P	Details same as 51851	except for red finish				
<b>B.S.A. &amp; SUNBEAM</b>										
(24)	250 c.c. Models ... ..	1949-52	50185	MU42	Diamond	509484	550875	509936	500291	516393
(25)	250 c.c. Models ... ..	1953	51488	MU42	Diamond	509484	550875	509936	509753	
(26)	250 c.c. C11G Model ... ..	1954-5	51574	MCH52	Block	553248		144921	504665	
(27)	C12 ... ..	1956	51845	MCH52	Block	553248		144921	504665	
(28)	M20, M21, M33, B31, B32, B33, B34, A7, A10 ... ..	1949-50	*50951	SSU700P	Block	553248	*516386	144921	504665	516393
(29)	A7 and A7 "Star" Twins, all above "B" and "M" Models ... ..	1951-2								
(30)	A10 ... ..	1951-2	51096	SSU700P/I	Block	553248	*516386	144921	504665	516393
(31)	A7 and A7 "Star," A10, and all "B" and "M" Models ... ..	1953	*51683	SS700P	Block	553248		144921	504665	
(32)	A7 and A7 "Star," A10, all "B" and "M" Models (except B32 & B34) ... ..	1954								516393
(33)	A7, A10 "Golden Flash," B31 & B33, all "M" Models ... ..	1955	*50951	SSU700P/I	Block	553248	*516386	144921	504665	
(34)	B32 and B34 ... ..	1954	51686	SSU700P	Block	553248		144921	504665	
(35)	B32 and B34 and A10 Road Rocket ... ..	1955								
(36)	A7, A10 and "B" and "M" Models ... ..	1956	See page 25							
(37)	D1 Bantam 125 De Luxe ... ..	1951-3	50898 *50931 *51508	SSP575P/I SSP575P/I SSP575P/I	Block Block Block	534343 534343 534343	*516386 *516386 *516386	144921 144921 144921	504665 504665 504665	516393 516393 516393
<b>*SUNBEAM</b>										
(38)	S7 and S8 ... ..	1949-56	50353	MS142	Domed	516242	507586	509936	515917	*515191 *516112












\*All years :  
Warning Light (Red) 38040  
" " (Green) 38028  
Bulb " 970

\*Super-session  
†Export  
‡U.S.A.  
§1953

\*Pilot Lens







\*Backshell  
†1955  
‡Fitment  
Backshell

# HEADLAMP AND PARTS

	REFLECTOR OR LIGHT UNIT	BEAD	BULB HOLDER OR ADAPTOR	INTERIOR	PLUG OR SOCKET	BULB, MAIN	BULB, PILOT	SCREW, LAMP FIXING	PANEL	SLEEVE, TERMINAL	CONNEC- TOR
											
(1)	553147	553065	504801	500181		168	200	112201	516524	188818	
(2)	553925	*516395	554602			312	988				
(3)	553925		555007			312					
(4)	553925		860895			312				188818	
(5)	553147	553065	504801	500181	*859260 †809795	168	200	112201	516524	188818	
(6)	553268		555009			312	988				
(7)	553925	*516395	554602	553780		312	988				
(8)	516798	†554354	554602	553780 *554710		312	988	112201	*900269	188818	900288
(9)	553268		555009			312	988				
(10)	553925	*516395	554602	553780		312	988				
(11)	516798	†554354	*555007 554602	553780 *554710		312	988	112201	*900269	188818	900288
(12)	553147	553065	504801	500181	*859260 †809795	168	200	112201	516524	188818	
(13)	553925	*516395	554602	553780		312	988				
(14)	516798	†554354	554602	553780 *554710		312	988	112201	*900269	188818	900288
(15)	553147	553065	504801	500181	*859260	168	200	112201	516524	188818	900288
(16)	516798	†554354	554602	553780 *554710	†809795	403	988	112201			
(17)	553147	553065	504801	500181	*859260 †809795	168	200	112201	516524	188818	
(18)	553695	*516395	554602	553780		312	988	112201	516471	*516442	
(19)									516917		
(20)	516798	†554354	554603	553780		312	988	112201	516993		900288
(21)									*900269		
(22)	555309	†554354	554603	553780		373	988	112201	516992		900288
(23)									516993		
									*900269		
(24)	553147	553065	504801	500181		168	200				
(25)	553147	553065	504801	500181		168	200				
(26)	516798		554602	553780 *554710		312	988	112201			
(27)	516798		554602	553780 *554710		166	988	112201			
(28)	553925	*516395	554602			312	988				
(29)											
(30)	553925	*516395	555007			312	988				
(31)											
(32)	516798	†554354	554602	553780 *554710		312	988	112201	*900269	188818	900288
(33)											
(34)	553925	*516395	554602			312	988				
(35)	516798	†554354	554602	553780 *544710		312	988	112201	*900269	188818	900288
(36)											
(37)	553695	*516395	554602	553780		312	988				
	553695	*516395	554602	553780		312	988				
	553695	*516395	859598	553780		312	988				
(38)	515140	508736	504801	500181		168	200	112201			
		*Pilot †Ring	*1954 Fitment	*Adaptor Pilot	*Plug †Socket				*Nipple	*Seal Rubber	

# HEADLAMP AND PARTS

## 1949-1956 SPECIFICATIONS

MOTOR CYCLE		YEAR	HEAD-LAMP	MODEL	TYPE OF LENS	RIM OR DOOR	LENS, MAIN OR PILOT	CATCH OR SCREW, RIM FIXING	WIRES, FIXING	WIRES, PILOT LENS FIXING
										
<b>ENFIELD</b>										
(1)	500 Twin ... ..	1949-51	*50947	SS700P	Block	553248		144921	504665	
(2)	500 Twin ... ..	1952	*50952	SSU700P/I	Block	553248	*516386	144921	504665	516393
(3)	500 Twin ... ..	1953	51465	SSU700P/I	Block	553248	*516386	144921	504665	516393
(4)	Twin cyl. Models ... ..	1954-6	50943	MCF700	Block	553248		144921	504665	
(5)	G350, G250 and J2 ... ..	1949	50128	MU42	Diamond	509484	550875	509936	500291	
(6)	G350 and J2 ... ..	1950-2-4	*50951	SSU700P/I	Block	553248	*516386	144921	504665	516393
(7)	G350 and J2 ... ..	1953	51466	SSU700P/I	Block	553248	*516386	144921	504665	516393
(8)	J2 ... ..	1955	51539	SSU700P	Block	553248	516386	144921	504665	516393
(9)	350 Bullet ... ..	1950-2	*50951	SSU700P/I	Block	553248	*516386	144921	504665	516393
(10)	350 and 500 Bullet ... ..	1953	51466	SSU700P/I	Block	553248	*516386	144921	504665	516393
(11)	350 and 500 Bullet ... ..	1954-6	50943	MCF700	Block	553248		144921	504665	
(12)	Trials and Scrambles Models ... ..	1955	*50791	MU42	Diamond	509484	550875	509936	500291	
(13)	250 Clipper ... ..	1956	51750	MCH575P	Block	516723		516710	500291	
(14)	350 Clipper ... ..	1956	50943	MCF700P	Block	553248		144921	504665	
<b>NORTON</b>										
(15)	Dominator Twin "7" ... ..	1949-55	*50951	SSU700P/I	Block	553248	*516386	144921	504665	516393
(16)	Single cyl. Models ... ..	1949-55								
(17)	"30" and "40" International ... ..	1949-54		SSU700P/I	Block	553248	*516386	144921	504665	516393
(18)	"30" and "40" International ... ..	1955								
(19)	"88" De Luxe Twin ... ..	1954-5	51873	MCH58	Block	553248		144921	504665	
(20)	Twin cyl. Models ... ..	1956	51798	MCH58	Block	553248		144921	504665	
(21)	Single cyl. Models ... ..	1956	51798	MCH58	Block	553248		144921	504665	
<b>PHELON &amp; MOORE</b>										
(22)	"65" ... ..	1949-54	50185	MU42	Diamond	509484	550875	509936	500291	
(23)	"75" and "100" ... ..	1949-50	50128	MU42	Diamond	509484	550875	509936	500291	
(24)	"65" and "75" Stroud Comp. ... ..	1951-2-4	50791	MU42	Diamond	509484	550875	509936	500291	
(25)	"100", "75" and "75" Stroud ... ..	1951-3	*50951	SSU700P/I	Block	553248	*516386	144921	504665	516393
(26)	"75" and "100" ... ..	1954	51706	MCH55	Block	554345		509936	553356	
(27)	"65" (not coil ignition) and "75" ... ..	1955		MCH55	Block	554345		509936	553356	
(28)	"65" Coil Ignition ... ..	1955-6		MCH55	Block	554345		509936	553356	
(29)	"100" ... ..	1955		MCH55	Block	554345		509936	553356	
(30)	"65" Magneto Ignition ... ..	1956	51706	MCH55	Block	554345		509936	553356	
(31)	"100" Rigid Frame ... ..	1956	50801	MCH58	Block	553248		144921	504665	
(32)	"75" ... ..	1956								
(33)	"100" ... ..	1956	51805	MCH58	Block	553248		144921	504665	
<b>TRIUMPH</b>										
(34)	TR5 ... ..	1950-5	*50791	MU42	Diamond	509484	550875	509936	500291	
(35)	3T, 5T, 6T and T100 ... ..	1950-1	50777	MF42	Diamond	509484	550875	509936	500291	
(36)	5T, 6T and T100 ... ..	1952-3	50943	MCF700	Block	553248		144921	504655	
(37)	5T, 6T, T100 and T110 ... ..	1954-5	51519	MCF575P	Block	516723		516710	500291	
(38)	T15 ... ..	1953		MCF575	Block	516723		516710	500291	
(39)	T15 and T20 ... ..	1954-6	51548	MCF575	Block	516723		516710	500291	
(40)	T15 ... ..	1953								
(41)	T15 and T20 ... ..	1954-6	51860	MCF700P	Block	553248	*516386	144921	504665	
(42)	5T, 6T, T100 and T110 ... ..	1956								
(43)	5T, 6T, T100 and T110 ... ..	1956	51756	MCF700P	Block	553248		144921	504665	
(44)	TR5 and TR6 ... ..	1956	51892	SSU700P	Block	553248		144921	504665	

\*Super-  
session  
†U.S.A.





\*Ring,  
Fixing

\*Pilot Lens



# STOP TAIL AND NUMBER PLATE LAMP









## 1949-1956 SPECIFICATIONS

MOTOR CYCLE			YEAR	LAMP	MODEL	RIM, DOOR, OR WINDOW	SCREW, LENS OR RIM FIXING	LENS
								
<b>A.M.C. (A.J.S. &amp; MATCHLESS)</b>								
(1)	Single cyl. Models	...	1949-53	53139	467/I			572611
(2)	Single cyl. Models	...	1954	53269	525	573819	572072	
(3)	Single cyl. Models	...	1955	53394	564	*575200	552928	573839
(4)	Single cyl. Models	...	1956	53432	564	*575200	575219	573839
(5)	Twin cyl. Models	...	1950-2	53139	467/I			572611
(6)	Twin cyl. Models	...	1953-4	53269	525	573819	572072	
(7)	Twin cyl. Models	...	1955	53394	564	575200	552928	573839
(8)	Twin cyl. Models	...	1956	53432	564	*575200		573839
(9)	Competition Models	...	1950	53056	MT211	*526228		
(10)	Competition Models	...	1951-3	53140	480	526300		
(11)	Competition Models	...	1954	53056	MT211	*526228		
(12)	Competition Models	...	1955	53256	529	*526406	133551	526404
(13)	Competition Models	...	1956	53428	529	*526406	133551	526404
<b>ARIEL</b>								
(14)	All Models	...	1949-50	53009	MT110			
(15)	Square Four and Twin cyl. Models	...	1951-2	53140	480	526300		
(16)	Single cyl. Models	...	1951	53140				
(17)	Square Four and Twin cyl. Models	...	1953					
(18)	V.H. and V.H.A. 600 Models	...	1952-3	53269	525	573819	572072	
(19)	All Models	...	1954					
(20)	N.H. and V.B. Models	...	1952-3	53256	529	*526406	133551	526404
(21)	All Models	...	1955	53432	564	*575200	552928	573839
(22)	All Models (except "HS" Scrambles)...	...	1956	53432	564	*575200	575219	573839
<b>BROCKHOUSE</b>								
(23)	Indian Brave	...	1951-3	*552101				
(24)	Indian Brave	...	1954	53269	525	573819	572072	
(25)	Indian Brave	...	1955	53432	564	*575200	552928	573839
(26)	Indian Brave	...	1956	53432	564	*575200	575219	573839
<b>B.S.A.</b>								
(27)	All Models	...	1949-50	53056	MT211	*526228		
(28)	Twin cyl. Models	...	1951-3	53140	480	526300		
(29)	Alternative Fitment	...	1951-2	53182	477/I	526310		
(30)	Alternative Fitment	...	1953					
(31)	C10 and C11 Models	...	1951-3	53269	525	573819	572072	
(32)	Bantam DI	...	1953					
(33)	"B" and "M" Models	...	1953					
(34)	"B" and "M" Models	...	1951-2	53182	477/I	526310		
(35)	Bantam DI	...	1951-2					
(36)	Alternative Fitment	...	1951-2	53140	480	526300		
(37)	All Models	...	1954	53269	525	573819	572072	
(38)	All Models	...	1955	53432	564	*575200	552928	573839
(39)	All Models	...	1956	53432	564	*575200	575219	573839
<b>SUNBEAM</b>								
(40)	S7 and S8	...	1950	53056	MT211	*526228		
(41)	S7 and S8	...	1951-3	53140	480	526300		
(42)	Alternative Fitment	...	1951-3	53182	477/I	526310		
(43)	S7 and S8	...	1954	53269	525	573819	572072	
(44)	S7 and S8	...	1955	53432	564	*575200	552928	573839
(45)	S7 and S8	...	1956	53432	564	*575200	575219	573839

\*Bulb Holder

\*Window

**STOP TAIL AND NUMBER PLATE LAMP****Battery**





	BULB HOLDER OR INTERIOR	GROMMET	BASE	CONTACT ASSEMBLY (LESS CABLE)	BULB	BODY	GASKET	BATTERY
								
(1)		572039			988	572604	572595	PUW7E/4
(2)	860428	573825			352		573814	PU7E/9
(3)	575209	575207	575212		352		575208	PU7E/9
(4)	575209	575207			384		575208	PUZ7E/11
(5)		572039			988	572604	572595	PUW7E/4
(6)	860428	573825			352		573814	PU7E/9
(7)	575209	575207	575212		352		575208	PU7E/9
(8)	575209	575207			384		575208	PUZ7E/11
(9)	500181		526239		200	526232		PUW7E/4
(10)		526323			200	526320		PUW7E/4
(11)	500181		526239		200			PU7E/9
(12)	554719		526408		988			PU7E/9
(13)	526418		526408		951			PU7E/9
(14)	526111				200	526112		PUW7E/4
(15)		526323			200	526320		GUW11E
(16)								PUW7E/4*
(17)								PUW7E/4
(18)	860428	573825			352		573814	GUW11E
(19)								PUW7E/4*
(20)	554719	573825	526408		988		573814	PUW7E/4
(21)	575209	575207	575212	573828	384		575208	PU7E/9
(22)	575209	575207	575964	573828	384		575208	GU11E†
(23)								PUZ7E/9
(24)	860428	573825			352		573814	PU7E/4
(25)	575209	575207	575212	573828	384		575208	PU7E/9
(26)	575209	575207	575964	573828	384		575208	PUZ7E/9
(27)	500181		526239		200	526232		PUW7E/4
(28)		526323			200	526320		PUW7E/4
(29)		526323			352	526322		
(30)								
(31)	860428	573825			352		573814	PUW7E/4
(32)								LVW5E
(33)								PUW7E/4
(34)		526323			352	526322		PUW7E/4
(35)								LVW5E
(36)		526323			200	526320		LVW5E
(37)	860428	573825			352		573814	PU7E/9
(38)	575209	575207	575212	573828	384		575208	PU7E/4*
(39)	575209	575207	575964	573828	384		575208	PU7E/9
(40)								PUZ7E/9
(41)	500181		526239		200	526232		PUZ5E/11‡
(42)		526323			200	526320		
(43)	860428	573825			352	526322		PUW7E/4
(44)	575209	575207	575212	573828	384		573814	PUW7E/4
(45)	575209	575207	575964	573828	384		575208	PU7E/9
							575208	PUZ7E/9

\*Twin  
†4G  
‡Bantam 1956



# STOP TAIL AND NUMBER PLATE LAMP









## 1949-1956 SPECIFICATIONS

MOTOR CYCLE		YEAR	LAMP 	MODEL	RIM, DOOR, OR WINDOW 	SCREW, LENS OR RIM FIXING 	LENS 
<b>ENFIELD</b>							
(1)	All Models ... ..	1949-50	53009	MT110			
(2)	Single and Twin Models ... ..	1951-3	53140	480	526300		
(3)	Alternative Fitment ... ..	1953	53269	525	573819	572072	
(4)	All Models (except G & J2 Single cyl. Ml.)	1954	53269	525	573819	572072	
(5)	G and J2 Single cyl. Model ... ..	1954	53256	529	*526406	133551	526404
(6)	J2 and 350 and 500 Competition ... ..	1955	53256	529	*526406	133551	526404
(7)	All other Models ... ..	1955	53269	525	573819	572072	
(8)	Later Fitment ... ..	1955	53432	564	*575200	552928	573839
(9)	Twin cyl. Models ... ..	1956	53432	564	*575200	575219	573839
(10)	350 and 500 Bullet ... ..	1956	53394	564	*575200	552928	573839
(11)	250 and 350 Clipper ... ..	1956	53428	529	*526406	133551	526404
<b>NORTON</b>							
(12)	All Models ... ..	1949-50	53056	MT211			526228
(13)	All Models ... ..	1951-2	53140	480	526300		
(14)	All Models ... ..	1953-4	53269	525		572072	573819
(15)	All Models ... ..	1955	53432	564	*575200	522928	573839
(16)	All Models ... ..	1956	53432	564	*575200	575219	573839
<b>PHELON &amp; MOORE</b>							
(17)	All Models ... ..	1949-50	53056	MT211			526228
(18)	" 65 " and " 75 " Model ... ..	1951-3	53140	480	526300		
(19)	" 100 " Model ... ..	1952	53140				
(20)	" 75 " Stroud Model ... ..	1953	53140				
(21)	" 100 " Model ... ..	1951-2	53139	467/1			572611
(22)	" 65 " and " 75 " Stroud Models ... ..	1951-2	53056	MT211			526228
(23)	" 65 " and " 75 " Models ... ..	1954	53256	529	*526406	133551	526404
(24)	" 100 " Model ... ..	1954	53269	525		572072	573819
(25)	All Models ... ..	1955	53432	564	*575200	552928	573839
(26)	All Models ... ..	1956	53432	564	*575200	575219	573839
<b>TRIUMPH</b>							
(27)	All Models ... ..	1950	53009	MT110			
(28)	TR5 Trophy ... ..	1951-4	53216	477/1	526310		
(29)	All Models ... ..	1951	53216	477/1	526310		
(30)	Alternative Fitment ... ..	1951	53182	477/1	526310		
(31)	3T and 6T ... ..	1952-3	53216	477/1	526310		
(32)	Later Fitment ... ..	1952-3	53140	480	526300		
(33)	5T ... ..	1953	53269	525	573819	572072	
(34)	T15 and T20 (U.S.A. only) ... ..			529	*526406	133551	526404
(35)	5T, 6T, T100 and T110 ... ..	1954	53269				
(36)	T15 and T20 ... ..	1954	53256				
(37)	T15 and T20 (Home) ... ..	1955-6	53256	529	*526406	133551	526404
(38)	T15 and T20 (Export) ... ..	1955-6	53331	525	573819	572072	
(39)	TR5, 5T, 6T, T100 and T110 ... ..	1955	53269	525			
(40)	Later Fitment ... ..	1955	53432	564	575200	552928	573839
(41)	TR5, TR6, 5T, 6T, T100 and T110 ... ..	1956	53432	564	*575200	575219	573839
					*Window		

## SIDE AND PILOT LAMP

(42)	<b>A.M.C.</b> Single and Twin cyl. Models ... ..	1954-6	52224	516	573646		573615
(43)	<b>ENFIELD</b> All Models (not G and J2) ... ..	1954	52226	L550	526495		673615
(44)	350 & 500 Bullet & Twin cyl. Models ... ..	1955	52234	L550	526496		573615
(45)	350 & 500 Bullet, Twin cyl. Models, 350 Clipper ... ..	1956					
(46)	<b>TRIUMPH</b> 5TAC, 6TAC, T100 and T110 ... ..	1953-5	*52184	517	516556		516386
			*Pilot				

**STOP TAIL AND NUMBER PLATE LAMP****Battery**

	BULB HOLDER OR INTERIOR	GROMMET	BASE	CONTACT ASSEMBLY (LESS CABLE)	BULB	BODY	GASKET	BATTERY
								
(1)	526111				200	526112		PUW7E/4
(2)		526323			200	526320		PUW7E/4
(3)	860428	573825			352		573814	
(4)	860428	573825			352		573814	PU7E/9
(5)	554719		526408		988			PU7E/9
(6)	554719		526408		988			PU7E/9
(7)	860428	573825			352		573814	PU7E/9
(8)	575209	575207	575212	573828	384		575208	PUZ7E/11
(9)	575209	575207	575964	573828	384		575208	PUZ7E/11
(10)	575209	575207	575212		352		575208	PUZ7E/11
(11)	521418		526408		951			PUZ5E/9*
(12)	526239				200	526232		PUW7E/4
(13)		526323			200	526320		PUW7E/4
(14)	860428	573825			352		573814	PU7E/9
(15)	575209	575207	575212	573828	384		575208	PU7E/9
(16)	575209	575207	575964	573828	384		575208	PUZ7E/11
(17)	526239				200	526232		PUW7E/4
(18)								PUW7E/4
(19)		526323			200	526320		PUW7E/4
(20)								PUW7E/4
(21)		572039			988	572604		PUW7E/4
(22)	500181				200	526232		PUW7E/4
(23)	554719		526408		988			PUW7E/9
(24)	860428	573825			352		573814	PUW7E/9
(25)	575209	575207	575212	573828	384		575208	PUZ7E
(26)	575209	575207	575964	573828	384		575208	PUZ7E/9
(27)	526111				200	526112		PUW7E/4
(28)		523302			200	526320		PUW7E/4
(29)		523302			200	526320		PUW7E/4
(30)		526323			352	526322		
(31)		523302			200	526320		PUW7E/4
(32)		526323			200	526320		
(33)	860428		573825		352		573814	PUW7E/4
(34)								
(35)								PU7E/9
(36)	554719		526408		988		573814	PU5E
(37)								PU5E
(38)	526418		526415		352			PU5E
(39)	860428		573825		352		573814	PU7E/9
(40)	575209	575207	575212	573828	384		575208	PUZ11E
(41)	575209	575207	575964	573828	384		575208	PUZ11E/9†
								PUZ7E/4†






\*250 Clipper  
†Trophy Models  
†6T

**SIDE AND PILOT LAMP**

(42)	553780		516719		988			
(43)	553780				988			
(44)	553780				988	526493		
(45)	553780							
(46)	553780				988		516553	

**CONTROL BOX AND PARTS****HORN**











# 1949-1956 SPECIFICATIONS

MOTOR CYCLE		YEAR	MODEL	CONTROL BOX	COVER	REGULATOR	MODEL	HORN	BRACKET
									
<b>B.S.A. &amp; SUNBEAM</b>									
(1)	A10 ...	1950	MCR2	37097	391454	33109B	HF1234	069225	700168
(2)	A10 ...	1951-3					*HF1234	069225	700168
(3)	A10 ...	1954					†HF1235	069343	700168
							HF1234	069467	700168
(4)	A10 and "Road Rocket"	1955	RB107	37127	335682		†HF1235	069482	703349
(5)	A10 and "Road Rocket"	1956					HF1234	609483	700168
(6)	A7 and A7 "Star"	1949-50	MCR2	37097	391454	33109B	HF1234	069225	700168
(7)	A7 and A7 "Star"	1951-3					*HF1234	069225	700168
(8)	A7 and A7 "Star"	1954					†HF1235	069343	700168
							HF1234	069467	700168
(9)	A7 and A7 "Star"	1955	RB107	37127	335682		†HF1235	069482	703349
(10)	A7 and A7 "Star"	1956					HF1234	069467	700168
(11)	C10 and C11	1949-50	MCR2	37097	391454	33109B	†HF1235	069467	700168
(12)	C10 and C11	1951-3					HF1234	069225	700168
(13)	C11 only	1954					HF1234	069469	700168
(14)	C11 only	1955					HF1234	069483	700168
(15)	"B" and "M" Models	1949	MCR2	37144	391454	33141A	HF1234	069225	700168
(16)	"B" and "M" Models	1950-3	MCR2	37097	391454	33109B	HF1234	069239	700168
(17)	"B" and "M" Models	1954	RB107	37127	335682		See Publication No. CE824		
(18)	"B" and "M" Models	1955					See Publication No. CE824		
(19)	"B" and "M" Models	1956					§HF1234	069469	700168
							†HF1235	069239	700168
							*HF1234	069380	701686
(20)	Bantam DI...	1950-3					HF1235	069508	703396
(21)	C12 ...	1956							
<b>SUNBEAM</b>									
(22)	S7 and S8	1950	MCR2	37097	391454	33109B	HF1234	069225	700168
(23)	S7 and S8	1951-3							
(24)	S7 and S8	1954	RB107	37127	335682		HF1234	069428	701639
(25)	S7 and S8	1955							
(26)	S7 and S8	1956					HF1234	069428	701639
<b>ENFIELD</b>									
(27)	Single cyl. Models	1949	MCR2	37144	391454	33141A	HF1234	069225	700168
(28)	Single cyl. Models	1950	MCR2	37097	391454	33109B			
(29)	Single cyl. Models	1951-3							
(30)	Single cyl. Models	1954	RB107	37127	335682		HF1234	069239	700168
(31)	Single cyl. Models	1955							
(32)	Single cyl. Models	1956							
(33)	Twin cyl. Models	1949-50	MCR2	37144	391454	33141A	HF1234	069225	701686
(34)	Twin cyl. Models	1951-3					HF1234	069239	703185
(35)	Twin cyl. Models	1954	RB107	37127	335682				
(36)	Twin cyl. Models	1955					HF1234	069424	703185
(37)	Twin cyl. Models	1956							

\*1951-2  
†1953  
‡Swinging  
Frame Model  
§"B" Models  
||"M" Models  
Spring Frame  
¶"M" Model  
Rigid Frame

## SWITCHES

Reflex  
Reflector

	LIGHTING	HANDLE	RING RUBBER	CUT-OUT OR IGNITION	DIPPER	HORN PUSH	STOP LAMP	SPRING	AMMETER	REFLEX REFLECTOR
										
(1)	31315	351724	523986	76204	31220	76206	*31281 †31384	315543	36084	*57048
(2)	*31315	351724	523986							57048
(3)	†31340 31340	351567 351567	523986 523986							
(4)	†31315 31340	351724	523986	76204	*31563	*76206	31437	315543	36084	See Stop Tail
(5)		351567	523986							
(6)		351724	523986							
(7)	*31315	351724	523986	76204	31220	76206	*31281 †31384	315543	36084	*57048
(8)	†31340 31340	351567 351567	523986 523986							57048
(9)		351724	523986							
(10)	31340	351567	523986	76204	*31563	*76206	31437	315543	36085	See Stop Tail
(11)	34080	344220	523986							
(12)	34080	344220	523986							
(13)	31443 31315	318346	523986	76204	31549	76207	31437	315543	36085	See Stop Tail
(14)		351724	523986							
(15)		351724	523986							
(16)	*31315	351724	523986	76204	31220	76206	*31281 †31384 31281 §31437	315543	36084	*57048
(17)	†31340	351567	523986							57048
(18)	31340	351567	523986							
(19)	§31315	351724	523986	76204	31220 *†31563	*76206 See Dipper	31437	315726 315726 315543	36084	See Stop Tail
(20)	31268	316455								
(21)	31443	318329								
(22)	34017	344139		76204	31220	76206	31281	315543	36088	See Stop Tail
(23)										
(24)										
(25)										
(26)							31437	315543	36084	
(27)	31315	351724	523986	76204	380521	76204	†31437	315714	36084	*57048
(28)										See Stop Tail
(29)										
(30)										
(31)										
(32)	31491	351567	523986	*34093 76204	31549 †31549 §31563	76209 †76209 See Dipper				
(33)	31315	351724	523986	76204	*31083	380521	76204	315714	*36085 †36084 36184	*57048
(34)										
(35)										
(36)	31315	351724	523986	76204	31549	76209	†31437	315714	36084	See Stop Tail
(37)	†31340	351567	523986							
	31491	351567	523986							
	*1951-2 †1953 †Road Rocket §B32 & B34   700 Meteor			*Ignition	*Horn Push & Dipper †Later †Clippers §Bullets   700 Twin	*Earlier †Clipper †500 Twin	*1951-52 †1953 †1952 §Spring		*1951-52 †1953	*1953 †1952-3

**CONTROL BOX AND PARTS****HORN**

# 1949-1956 SPECIFICATIONS

MOTOR CYCLE										
<b>NORTON</b>										
(1)	Twin cyl. Model ... ..	1949-50	MCR2	37097	391454	33109B	HF1234	069225	700168	
(2)	Twin cyl. Model ... ..	1951-3					HF1234	069239	700168	
(3)	Twin cyl. Models ... ..	1954	RB107	37127	335682		*HF1234	069239	700168	
(4)	Twin cyl. Models ... ..	1955					†HF1441	70092	701851	
(5)	Twin cyl. Models ... ..	1956					HF1441	70092	701851	
(6)	Single cyl. Models ... ..	1949	MCR2	37144	391454	33141A	HF1234	069225	700168	
(7)	Single cyl. Models ... ..	1950-3	MCR2	37097	391454	33109B	‡HF1234	069225	700168	
(8)	Single cyl. Models ... ..	1954	RB107	37127	335682		HF1234	069239	700168	
(9)	Single cyl. Models ... ..	1955								
(10)	Single cyl. Models ... ..	1956					HF1441	70092	701851	
<b>PHELOM &amp; MOORE</b>										
(11)	" 65 " Panther ... ..	1949-53	MCR2	37097	391454	33109B	§HF1234	069225	700168	
(12)	" 65 " Panther ... ..	1954	RB107	37127	335682		HF1234	069239	700168	
(13)	" 65 " Panther ... ..	1955					HF1234	069239	700168	
(14)	" 65 " Panther ... ..	1956								
(15)	" 75 " Panther ... ..	1949-53	MCR2	37097	391454	33109B	§HF1234	069225	700168	
(16)	" 75 " Panther ... ..	1954	RB107	37127	335682		HF1234	069239	700168	
(17)	" 75 " Panther ... ..	1955					HF1234	069239	700168	
(18)	" 75 " Panther ... ..	1956								
(19)	" 100 " Panther ... ..	1949-53	MCR2	37097	391454	33109B	HF1234	069225	701686	
(20)	" 100 " Panther ... ..	1954-5	RB107	37127	335682		*HF1234	069225	701686	
(21)	" 100 " Panther ... ..	1956								
(22)	" 65 " and " 75 " Stroud ... ..	1951-2	MCR2	37097	391454	33109B	HF1234	069239	700168	
(23)	" 75 " Stroud ... ..	1953	MCR2	37097	391454	33109B				
(24)	" 75 " Stroud ... ..	1954	RB107	37127	335682					
(25)	" 10 " 197 c.c. ... ..	1956								
<b>TRIUMPH</b>										
(26)	3T ... ..	1950-1	MCR2	37144	391454	33141A				
(27)	5T, 6T, and T100 ... ..	1950-2	*MCR2	37097	391454	33109B				
(28)	5T, 6T, and T100 ... ..	1953								
(29)	5T, 6T, T100 and T110 ... ..	1954								
(30)	5T, 6T, T100 and T110 ... ..	1955	†RB107	37127	335682		HF1441	70048	701851	
(31)	5T, 6T, T100 and T110 ... ..	1956								
(32)	TR5 Trophy ... ..	1950-3	MCR2	37097	391454	33109B				
(33)	TR5 Trophy ... ..	1954-5	RB107	37127	335682					
(34)	TR5 and TR6 ... ..	1956								
(35)	Terrier (T15) ... ..	1953								
(36)	Terrier (T15) ... ..	1954								
(37)	Terrier (T15) ... ..	1955								
(38)	Terrier (T15) ... ..	1956								
(39)	Tiger Cub (T20) ... ..	1954								
(40)	Tiger Cub (T20) ... ..	1955								
(41)	Tiger Cub (T20) ... ..	1956								
			*Not " 5T " †Not " 5T " and " 6T "				*Not, " 88 " †" 88 " ‡1950 §1949-50   1951-3 ¶1954 *1955			






\*Not "5T"  
†Not "5T"  
and "6T"

\*Not "88"  
†"88"  
‡1950  
§1949-50  
||1951-3  
¶1954  
\*1955



# SPECIAL HEADLAMPS AND PARTS








## 1949-1956 SPECIFICATIONS

		YEAR	EXPORT EUROPE, NOT FRANCE					Other details as for lamps shown below. For breakdown see pages 10-13.
			HEADLAMP	LIGHT UNIT	ADAPTOR	MAIN BULB	INTERIOR	
MOTOR CYCLE								
<b>A.M.C. (A.J.S. &amp; MATCHLESS)</b>								
(1)	Single and Twin cyl. Models—not Comp.	1953	51103	553940	555007	403	553780	50951
(2)	Single and Twin cyl. Models—not Comp.	1954	51552	553940	555172	403		51550
(3)	Single and Twin cyl. Models—not Comp.	1955-6	51658	553940	860895	403		51655
<b>ARIEL</b>								
(4)	Square Four ... ..	1952-4	51106	553940		403		50952
(5)	Square Four ... ..	1955	51774	516801		403		51773
(6)	Twin cyl. Models ... ..	1952-4	51104	553940		403		50951
(7)	Twin cyl. Models ... ..	1955	51770	516801	554433	403		51729
(8)	Single cyl. Models ... ..	1952-4	51104	553940		403		50951
(9)	Single cyl. Models ... ..	1955	51770	516801	554433	403		51729
(10)	All Models except "HS" Scrambles...	1956	51819	516801				51818
<b>BROCKHOUSE</b>								
(11)	Indian Brave (RM13) ... ..	1955-6	*51716	516801		403		51715
(12)	Indian Brave (RM13) ... ..	1955-6	†51719	516801		403		51718
<b>B.S.A.</b>								
(13)	A10 Twin ... ..	1951-2	51108	553940		403	553780	51096
(14)	A7 and A7 "Star" Twin ... ..	1951-2	‡51107	554298	555009	403	553780	50951
(15)	A10 and A7 and A7 "Star" ... ..	1953-4	51428	533940		403		51683
(16)	A7 and A7 "Star" and A10 Golden Flash ... ..	1955	51684	516801		403		51683
(17)	A10 Road Rocket ... ..	1955	51788	516801		403		51686
(18)	A10 Road Rocket ... ..	1956	51788	516801		403		51854
(19)	A10 Golden Flash, A7 Models ... ..	1956	51684	516801		403		51853
(20)	C10 and C11 Models ... ..	1952						
(21)	C10 and C11 Models ... ..	1953						
(22)	C11G, 250 c.c. ... ..	1954-5	51575	516801		*403 †377		51574
(23)	C12, 250 c.c. ... ..	1956	51846	516801		377		51845
(24)	"B" and "M" Models ... ..	1952	51103	553940	555007	403	553780	50951
(25)	"B" and "M" Models ... ..	1953	51428	553940		403		51683
(26)	"B" and "M" Models (not B32 & B34) ... ..	1954						
(27)	"B" and "M" Models (not B32 & B34) ... ..	1955	51684	516801		403		51683
(28)	B32 and B34 ... ..	1955	51788	516801		403		51686
(29)	B32 and B34 ... ..	1956	51788	516801		403		51854
(30)	Other "B" and "M" Models ... ..	1956	51684	516801		403		51853
(31)	Bantam DI ... ..	1952	50872	553695		312		50898
(32)	Bantam DI ... ..	1953						
<b>SUNBEAM</b>								
(33)	S7 & S8 ... ..	1951-6						
<b>ENFIELD</b>								
(34)	500 c.c. Twin ... ..	1952	51111	553940		403	553780	50952
(35)	500 c.c. Twin ... ..	1953	51111	553940	859598	403		51465
(36)	Twin cyl. Models ... ..	1954-6	51112	553940		403		50943
(37)	Single cyl. Models ... ..	1952	51103	553940	555007	403	553780	50951
(38)	Single cyl. Models ... ..	1953	51103	553940	555007	403		51466
(39)	G, 350 c.c., and J2 ... ..	1954	51103	553940	555007	403	553780	50951
(40)	350 and 500 Bullet ... ..	1954-6	51112	553940		403		50943
(41)	J2 500 c.c. ... ..	1955	51103	553940		403		51539
(42)	350 Clipper ... ..	1956	51112	553940		403		50943

\*Black.  
†Red.  
‡1952.

\*1954.  
†1955.






# SPECIAL HEADLAMPS AND PARTS

EXPORT, FRANCE				HOME & EXPORT, DIP LEFT, 1956 ONLY					
	HEADLAMP	LIGHT UNIT	Other details as for lamps shown below. For breakdown see pages 10-13.	HEADLAMP	LIGHT UNIT	MAIN BULB	ADAPTOR	PANEL	Other details as for lamps shown below. For breakdown see pages 10-13.
									
(1)	51126	553948	50951						
(2)	51551	553948	51550						
(3)	51656	553949	51655						
(4)	51129	553948	50952						
(5)	51775	516802	51773						
(6)	51128	553948	50951						
(7)	51772	516802	51729						
(8)	51128	553948	50951						
(9)	51772	516802	51729						
(10)	51820	516802	51818	51861	555309	373			51818
(11)	*51717	517802	51715						
(12)	†51720	516802	51718						
(13)	51130	553948	51096						
(14)	51130	553948	50951						
(15)	51429	553948	51683						
(16)	51685	516802	51683						
(17)	51632	516802	51686						
(18)	51632	516802	51854	51854	553921	373	554602	516524	*51686
(19)	51685	516802	51853	51853	555300	373	554602		*51683
(20)	50749	*	50185						
(21)	50749	†	51488						
(22)	51576	516802	51574						
(23)	51847	516802	51845	51890	555309	373			51845
(24)	51126	553948	50951						
(25)	51429	553948	51683						
(26)									
(27)	51685	516802	51683						
(28)	51632	516802	51686						
(29)	51632	516802	51854	51854	553921	373	554602	516524	*51686
(30)	51685	516802	51853	51853	555300	373	554602		*51683
(31)	056547	Do not have Lens, Light Unit, Backshell or Adaptor.							
(32)	056456								
(33)	50923	Rim 515172, Lens 551674, Adaptor 562307, Backshell 516233, Reflector 516230, Warning Light, Red 38012. No Light Unit, otherwise same as 50353.							
(34)	51133	553948	50952						
(35)	51133	553948	51465						
(36)	51134	553948	50943						
(37)	51126	553948	50951						
(38)	51126	553948	51466						
(39)	51126	553948	50951						
(40)	51134	553948	50943						
(41)	51126	553948	51539						
(42)	51134	553948	50943						
	*Black †Red	*Rim 553081, Lens 516199, Adaptor 562307, Reflector 553174, †Rim 553081, Lens 516199, Adaptor 562307.							*1955.
N.B.—All lamps supplied less Main Bulb. All Lamps have : Backshell 552943, Adaptor 562303.									










# SPECIAL HEADLAMPS AND PARTS

## 1949-1956 SPECIFICATIONS








MOTOR CYCLE		YEAR	EXPORT EUROPE, NOT FRANCE					Other details as for lamps shown below. For breakdown see pages 10-13.
			HEADLAMP	LIGHT UNIT	ADAPTOR	MAIN BULB	INTERIOR	
								
<b>NORTON</b>								
(1)	"7" Dominator Twin ...	1953-5	51103	553940		403		50951
(2)	"30" and "40" International...	1953-4						
(3)	Single cyl. Models ...	1953-5						
(4)	"30" and "40" International...	1955	51502	553940		403		51327
(5)	"88" De Luxe Twin ...	1954-5						
(6)	Twin cyl. Models ...	1956	51874	516801		403		51873
(7)	Single cyl. Models ...	1956	51799	516801		403		51798
<b>PHELON &amp; MOORE</b>								
(8)	"65" ...	1951-4	*51103	553940		403		50951
(9)	"75" and "100" ...	1952-4						
(10)	"65" (not coil ignition) and "75" ...	1955						
(11)	"65," coil ignition ...	1955	51708	516801		403		51706
(12)	"100" ...	1955	51704	516801		403		51703
(13)	"65" ...	1955	51711	516801		403		51709
(14)	"65," magneto ignition ...	1956	51704	516801		403		51703
(15)	"75" ...	1956	51802	516801		403		50801
(16)	"100" ...	1956	51806	516801		403		51805
(17)	"75" Stroud ...	1953						
<b>TRIUMPH</b>								
(18)	3T, 5T, 6T, T100 ...	1951	51112	553940		403		50943
(19)	5T, 6T and T100 ...	1952-3						
(20)	5T, 6T, T100 and T110 ...	1954-5						
(21)	5T, 6T, T100, T110 ...	1956	51757	553940		312		51860
(22)	T15 and T20 ...	1955-6	51547	516658	516651	*403		51519
(23)	T15 and T20 ...	1954	51547	516658	516651	403	553780	51519
			*1954.			*Speedo. Illum. 516741.		

# SPECIAL HEADLAMPS AND PARTS

EXPORT, FRANCE				HOME & EXPORT, DIP LEFT, 1956 ONLY					
HEADLAMP	LIGHT UNIT			HEADLAMP	LIGHT UNIT	MAIN BULB	ADAPTOR	PANEL	
		Other details as for lamps shown below. For breakdown see pages 10-13.							Other details as for lamps shown below. For breakdown see pages 10-13.
(1)									
(2)	51126	553948	50951						
(3)									
(4)	51503	553948	51327						
(5)									
(6)	51875	516802	51873	51876	555309	373			51873
(7)	51806	516802	51798	51857	555309	373			51798
(8)	50749	*	50185						
(9)	51126	553948	50951						
(10)	51707	516802	51706						
(11)	51705	516802	51703						
(12)	51710	516802	51709						
(13)	51705	516802	51703						
(14)	51707	516802	51706						
(15)	51803	516802	50801	51858	555309	373			50801
(16)	51807	516802	51805	51859	555309	373			51805
(17)	51126	553948	50951						
(18)	50916	*	50777						
(19)	51134	553948	50943						
(20)									
(21)	51758	553948	51860						
(22)	51634	†	51519						
(23)									
<b>N.B.</b> —All lamps supplied less Main Bulb. All Lamps have : Backshell 552943, Adaptor 562303.				*Rim 553081, Lens 516199, Adaptor 562307, Reflector 553174. †Rim 516190, Light Unit 516912, Adaptor 562304, Speedo. illum. 516741.					

# GIRLING EQUIPMENT

## 1949-1956 SPECIFICATIONS








MOTOR CYCLE		YEAR	REAR OR FRONT	SUSPENSION UNIT	SPRING	UPPER DIRT SHIELD	LOWER DIRT SHIELD	SPRING RETAINER	FERRULE BUSH	FERRULE SLEEVE
										
<b>A.J.S.</b>										
(1)	347 c.c. ....	1953-56	R	SMDA4/113*	9054/70	9054/151C	9054/47	9054/171	9054/741	9054/209A
(2)	348 c.c. ....									
(3)	498 c.c. ....									
<b>AMBASSADOR</b>										
(4)	Envoy 197 c.c. ....	1955	R	SMDA3/105	SA286/46	9054/151H	9054/47	9054/171	9054/741	9054/209E
(5)	Supreme 255 c.c. ....									
(6)	Envoy 197 c.c. ....	1956	R	SMDA3/128	9054/58	9054/151V	9054/47	9054/171	9054/741	9054/209E
(7)	Supreme 255 c.c. ....									
(8)	Popular 150 c.c. ....	1956	R	SMDL26/6					9054/210	9054/209A
<b>ARIEL</b>										
(9)	NH Hunter 347 ...	1954-56	R	SMDA3/130*	SA286/46	9054/151H	9054/47	9054/171	9054/741	9054/209A
(10)	VH Hunter 497 ...									
(11)	KH Hunter Twin 498 ...									
(12)	VB SY 598 ...									
(13)	FH Huntmaster 646 ...									
<b>B.S.A.</b>										
(14)	Gold Star Scramble ...	1952-53	R	SDAR4/138 or SMDA4/126 SDAR4/171 or SMDA4/113 SDAR4/172 or SMDA4/105	9054/69	9054/151C	9054/47	9054/171	9054/741	9054/209A
(15)	Clubman Scramble ...	1953	R							
(16)	Clubman ...	1953	R							
(17)	Clubman ...	1954-55	R	SMDA4/105	9054/70	9054/151C	9054/47	9054/171	9054/741	9054/209A
(18)	Standard A & B Group ...	1954-56	R	SMDA4/113	9054/63	9054/151C	9054/47	9054/171	9054/741	9054/209A
(19)	Special A & B Group ...	1954-56	R	SMDA4/114	9054/70	9054/151B	9054/47	9054/171	9054/741	9054/209A
(20)	Gold Star Scramble ...	1954-56	R	SMDA4/126						
(21)	Bantam DI, D3 & CIIG & CI2 ...	1956	R	SMDL2-6/5					9054/210	9054/209A*
<b>COTTON</b>										
(22)	197 c.c. ....	1955-56	R	SMDA4/136	9054/69	9054/151A	9054/47	9054/171	9054/741	9054/209A
<b>DAYTON</b>										
(23)	Albatross 224 c.c. ....	1956	F	SMDA3/118	9054/103	9054/151A	9054/47	9054/171	9054/741	9054/209A
(24)	Albatross 224 c.c. ....	1956	R	SMDA4/124	9054/70	9054/151B	9054/47	9054/171	9054/741	9054/209A
<b>DOT</b>										
(25)	THX Trials 197 c.c. ....	1952-53	R	SDAR4/144 or SMDA4/106	9054/90	9054/150A	9054/47	9054/171	9054/741	9054/209A
(26)	SH Scrambles 197 c.c. ....	1952-53								
(27)	THX Trials 197 c.c. ....	1954-56								
(28)	THX Trials 197 c.c. ....	1954-56	R	SMDA4/131*	9054/70	9054/151A	9054/47	9054/171	9054/741	9054/209A
(29)	SH Scrambles 197 c.c. ....	1954-56	F	SMDA4/106	9054/90	9054/150A	9054/47	9054/171	9054/741	9054/209A
(30)	SH Scrambles 197 c.c. ....	1954-56	R	SMDA4/131*	9054/70	9054/151A	9054/47	9054/171	9054/741	9054/209A
<b>DOUGLAS</b>										
(31)	Dragonfly O.H.V. 348 c.c. ....	1955-56	F	SMDA4/116	9054/90	9054/150J	9054/47	9054/171	9054/741	9054/209A
(32)	Dragonfly O.H.V. 348 c.c. ....	1955-56	R	SMDA4/115	9054/70	9054/151J	9054/47	9054/171	9054/741	9054/209A
(33)	Dragonfly O.H.V. 348 c.c. ....	1955-56	F	SMDA4/131	9054/90	9054/151A	9054/47	9054/171	9054/741	9054/209A
(34)	Dragonfly O.H.V. 348 c.c. ....	1955-56	R	SMDA4/130	9054/70	9054/151A	9054/47	9054/171	9054/741	9054/209A
<b>EXCELSIOR</b>										
(35)	Roadmaster 197 c.c. ....	1953-56	R	SMDA3/103	9054/58	9054/151A	9054/47	9054/171	9054/741	9054/209A
(36)	Talisman Twin 244 c.c. ....									
<b>FRANCIS BARNETT</b>										
(37)	72 Falcon Scrambler 197 c.c. ....	1955-56	R	SMDA4/105*	9054/69	9054/151A	9054/47	9054/171	9054/741	9054/209A
(38)	70 Falcon Tourer 197 c.c. ....									
(39)	71 Cruiser 224 c.c. ....									
<b>INDIAN</b>										
(40)	Brave S248 ...	1955-56	R	SMDA4/105*	9054/69	9054/151C	9054/47	9054/171	9054/741	9054/209A
<b>JAMES</b>										
(41)	K7 Captain 197 ...	1954-56	R	SMDA4/105*	9054/69	9054/151A	9054/47	9054/171	9054/741	9054/209A
(42)	K7C Cotswold 197 ...									
(43)	K12 Colonel 224 ...									

\*Conversion

\*Bush sleeve  
Bottom—  
9054/209J

# GIRLING EQUIPMENT

## 1949-1956 SPECIFICATIONS

MOTOR CYCLE		YEAR	REAR OR FRONT	SUSPENSION UNIT	SPRING	UPPER DIRT SHIELD	LOWER DIRT SHIELD	SPRING RETAINER	FERRULE BUSH	FERRULE BUSH SLEEVE
										
<b>MATCHLESS</b>										
(1)	G3LS & G3LCS 347 c.c....	1955-56	R	SDAR4/166 or SMDA3/104*	9054/58	9054/151C	9054/47	9054/171	9054/741	9054/209A
(2)	G80S & G80GS 498 c.c....									
(3)	G9 & G45 Twin 498 c.c....									
(4)	G11 Twin 600 c.c. ....									
<b>NORTON</b>										
(5)	500 c.c. ....	1953	R	SDAR4/47 use SMDA4/118 SDAR4/61 use SMDA4/107 SMDA4/107	SA286/46	9054/151A	9054/47	9054/171	9054/741	9054/209G
(6)	Manx ....	1953	R							
(7)	40M O.H.C. 349 c.c. ....	1954-56	R	SMDA4/118*	SA286/54	9054/151F	9054/47	9054/171	9054/741	9054/209G
(8)	30M O.H.C. 499 c.c. ....	1954-56								
(9)	"40" Inter. O.H.C. 348 c.c.	1954-55								
(10)	ES2 O.H.V. 490 c.c. ....	1954-56								
(11)	"30" Inter. O.H.C. 490 c.c.	1954-55	R	SMDA4/123*	SA286/54	9054/151A	9054/47	9054/171	9054/741	9054/209G
(12)	"7" O.H.V. Twin 497 c.c.	1954-55								
(13)	"88" O.H.V. Twin 497 c.c.	1954-56								
(14)	19S O.H.V. 596 c.c. ....	1954-56								
(15)	"50" O.H.V. 350 c.c. ....	1956	R	SMDA4/105*	9054/69	9054/151C	9054/47	9054/171	9054/741	9054/209E
(16)	"99" O.H.V. 596 c.c. ....	1956								
(17)	19S O.H.V. 596 c.c. ....	1954-56								
<b>ROYAL ENFIELD</b>										
(18)	Ensign 148 c.c. ....	1953-56	R	SMDA4/119	9054/70	9054/151E	9054/47	9054/171	9054/741	9054/209A
(19)	Clipper O.H.V. 248 c.c....									
(20)	Bullet O.H.V. 346 c.c. ....									
(21)	500 Twin 496 c.c. ....									
(22)	Bullet O.H.V. 499 c.c. ....	1955/6	R	SMDA4/104	9054/70	9054/151A	9054/47	9054/171	9054/741	9054/209A
(23)	Meteor 700 Twin ....									
<b>TRIUMPH</b>										
(24)	Speed Twin 498 c.c. ....	1955-56	R	SMDA4/120	9054/70	9054/151D	9054/47	9054/171	9054/741	9054/209A
(25)	Tiger 100 & Tiger 110 ...	1954/5/6	R	SMDA4/137	9054/70	9054/151Q	9054/47	9054/171	9054/741	9054/209A
(26)	Thunderbird 649 c.c. ....	1955/6	R	SMDA4/134	9054/70	9054/151E	9054/47	9054/171	9054/741	9054/209A
(27)	Thunderbird 649 c.c. ....		R	SMDA4/132	SA193/57	9054/151A	9054/47	9054/171	9054/741	9054/209A
(28)	Speed Twin Comb. 498 c.c.		R	SMDA4/135	SA193/57	9054/151D	9054/47	9054/171	9054/741	9054/209A
(29)	Tiger 100 Comb. & Tiger 110 Comb. ....		R	SMDA4/138	SA193/57	9054/151Q	9054/47	9054/171	9054/741	9054/209A
(30)	Thunderbird Comb. 649 c.c. ....	1955/6	R	SMDA4/138	SA193/57	9054/151Q	9054/47	9054/171	9054/741	9054/209A
(31)	Thunderbird Comb. 649 c.c. ....		R							

\*Conversion

**A.M.C. (A.J.S. & MATCHLESS)****A.J.S.**

- 1949 : 498 c.c., o.h.v., Spring Twin, Model 20  
 347 c.c., o.h.v., single cylinder, Model 16M  
 498 c.c., o.h.v., single cylinder, Model 18  
 348 c.c., o.h.v., single cylinder, Model 7R
- 1950 : Same as 1949, plus :  
 498 c.c., o.h.v., single cylinder, Model 18S  
 347 c.c., o.h.v., single cylinder, Model 16MS  
 498 c.c., o.h.v., single cylinder, Model 18C  
 347 c.c., o.h.v., single cylinder, Model 16MC
- 1951 : Same as 1950, plus :  
 347 c.c., o.h.v., single cylinder, Model 16MCS  
 498 c.c., o.h.v., single cylinder, Model 18CS
- 1952 : Same as 1951
- 1953 : Same as 1951
- 1954 : Same as 1951
- 1955 : Same as 1951
- 1956 : Same as 1951, plus :  
 592 c.c., o.h.v., twin cylinder, Model 30

**Matchless**

- 1949 : 500 c.c., o.h.v., twin, Super Clubman, Model G9  
 350 c.c., o.h.v., single cylinder, Model G3L  
 500 c.c., o.h.v., single cylinder, Model G80
- 1950 : Same as 1949, plus :  
 350 c.c., o.h.v., single cylinder, Model G3LS  
 350 c.c., o.h.v., single cylinder, Model G3LC  
 500 c.c., o.h.v., single cylinder, Model G80C  
 500 c.c., o.h.v., single cylinder, Model G80S
- 1951 : Same as 1950, plus :  
 350 c.c., o.h.v., single cylinder, Model G3LCS  
 500 c.c., o.h.v., single cylinder, Model G80CS
- 1952 : Same as 1951
- 1953 : Same as 1951, plus :  
 498 c.c., o.h.v., twin cylinder, Model G4S
- 1954 : Same as 1953
- 1955 : Same as 1953
- 1956 : Same as 1953, plus :  
 592 c.c., o.h.v., twin cylinder, Model G11

In the above Models, "C" and/or "S" after Model numbers indicate Trials, Scrambles and Competition versions.

They are included under the heading "Competition Models" in the body of the Catalogue.

**ARIEL**

- 1949 : 1000 c.c., o.h.v., Square Four, Model 4G  
 500 c.c., o.h.v., Red Hunter Twin, Model KH  
 500 c.c., o.h.v., De Luxe Twin, Model KG  
 347 c.c., o.h.v., single cylinder, Model NG  
 347 c.c., o.h.v., Red Hunter Single, Model NH  
 497 c.c., o.h.v., Red Hunter Single, Model VH  
 600 c.c., s.v., single cylinder, Model VB
- 1950 : Same as 1949, plus :  
 500 c.c., o.h.v., single cylinder, Model VG  
 497 c.c., o.h.v., single cylinder, Model VCH
- 1951 : Same as 1950, minus Models NG and VG
- 1952 : Same as 1951, plus :  
 497 c.c., o.h.v., single cylinder, Model VHA
- 1953 : 1000 c.c., o.h.v., Square Four, Model 4G  
 500 c.c., o.h.v., Red Hunter Twin, Model KH  
 498 c.c., o.h.v., Red Hunter Twin, Model KHA  
 497 c.c., o.h.v., Red Hunter Single, Model VH.  
 497 c.c., o.h.v., Red Hunter Single, Model VHA  
 347 c.c., o.h.v., Red Hunter Single, Model NH  
 600 c.c., s.v., single cylinder, Model VB  
 497 c.c., o.h.v., single cylinder, Model VCH

**ARIEL—continued**

- 1954 : 1000 c.c., o.h.v., Square Four, Model 4G  
 646 c.c., o.h.v., Huntmaster Twin, Model FH  
 500 c.c., o.h.v., Red Hunter Twin, Model KH  
 497 c.c., o.h.v., Red Hunter Single, Model VH  
 347 c.c., o.h.v., Red Hunter Single, Model NH  
 600 c.c., s.v., single cylinder, Model VB  
 497 c.c., o.h.v., Competition Single, Model HT  
 497 c.c., o.h.v., Scrambler Single, Model HS
- 1955 : Same as 1954
- 1956 : Same as 1954, plus :  
 498 c.c., o.h.v., Fieldmaster Twin, Model KH  
 KH Red Hunter Twin is dropped.

**BROCKHOUSE**

- 1951 : 248 c.c., s.v., Indian Brave
- 1952 : Same as 1951
- 1953 : Same as 1951
- 1954 : Two Models, with different A.C. equipment
- 1955 : Same as 1954
- 1956 : Same as 1954

**B.S.A.**

- 1949 : 250 c.c., o.h.v., single cylinder, Model C11  
 500 c.c., s.v., single cylinder, Model ZM20  
 600 c.c., s.v., single cylinder, Model ZM21  
 500 c.c., o.h.v., single cylinder, Model ZM33  
 350 c.c., o.h.v., single cylinder, Model ZB31  
 350 c.c., o.h.v., single, Gold Star, Model ZB32  
 500 c.c., o.h.v., single cylinder, Model ZB33  
 500 c.c., o.h.v., single, Gold Star, Model ZB34  
 500 c.c., o.h.v., twin cylinder, Model ZA7  
 250 c.c., s.v., single cylinder, Model C10
- 1950 : 125 c.c., Bantam, Model D1  
 125 c.c., Bantam Competition, Model D1  
 250 c.c., o.h.v., single cylinder, C11 and C11 De Luxe  
 250 c.c., s.v., single cylinder, Model C10  
 350 c.c., o.h.v., single cylinder, Model B31  
 350 c.c., o.h.v., single cylinder, Competition, Model B32  
 500 c.c., o.h.v., single cylinder, Competition, Model B34  
 500 c.c., o.h.v., single cylinder, Model B33  
 350 c.c., o.h.v., single, Gold Star, Model B32  
 500 c.c., o.h.v., single, Gold Star, Model B34  
 650 c.c., o.h.v., twin, Golden Flash, Model A10  
 500 c.c., o.h.v., twin cylinder, Model A7  
 500 c.c., o.h.v., twin, Star Twin, Model A7  
 500 c.c., o.h.v., single cylinder, Model M33  
 500 c.c., s.v., single cylinder, Model M20  
 600 c.c., s.v., single cylinder, Model M21
- 1951 : Same as 1950
- 1952 : Same as 1950, minus :  
 C11 De Luxe
- 1953 : Same as 1952
- 1954 : Same as 1952, except :  
 A7 twin cylinder now called Shooting Star, and having C10L instead of C10 and C11G instead of C11.
- 1955 : Same as 1954, plus :  
 646 c.c., o.h.v., twin, Road Rocket, Model A10  
 and minus :  
 Star Twin, Model A7
- 1956 : Same as 1955, minus :  
 Model M20  
 plus :  
 250 c.c., o.h.v., single cylinder, Model C12 instead of C11G

## MODELS 1949-56

**SUNBEAM**

- 1950 : 487 c.c., o.h.v., twin cylinder, Models S7 and S8  
 1951 : Same as 1950  
 1952 : Same as 1950  
 1953 : Same as 1950  
 1954 : Same as 1950  
 1955 : Same as 1950  
 1956 : Same as 1950

**ENFIELD**

- 1949 : 500 c.c., o.h.v., twin cylinder  
       346 c.c., o.h.v., single cylinder, Model G  
       499 c.c., o.h.v., single cylinder, Model J2  
 1950 : Same as 1949, plus :  
       350 c.c., o.h.v., single cylinder, Standard Bullet  
       350 c.c., o.h.v., Trials Bullet.  
       350 c.c., o.h.v., Scrambles Bullet.  
 1951 : Same as 1950  
 1952 : Same as 1950  
 1953 : Same as 1950, plus :  
       499 c.c., o.h.v., single cylinder Bullet  
       692 c.c., o.h.v., Meteor Twin  
 1954 : Same as 1953, plus :  
       499 c.c., o.h.v., single cylinder, Bullet Trials, Trials, Racers  
       and Scrambles Models  
       350 c.c., o.h.v., Single Bullet Racer  
 1955 : Same as 1954, minus :  
       346 c.c., o.h.v., single cylinder, Model G  
 1956 : 248 c.c., o.h.v., single cylinder Clipper  
       346 c.c., o.h.v., single cylinder, Clipper  
       346 c.c., o.h.v., single cylinder, Bullet  
       499 c.c., o.h.v., single cylinder, Bullet  
       500 c.c., o.h.v., twin  
       692 c.c., o.h.v., twin cylinder Super Meteor

**NORTON**

- 1949 : 497 c.c., o.h.v., twin, Dominator, Model 7  
       490 c.c., s.v., single cylinder, Model 16H  
 1950 : 497 c.c., o.h.v., twin, Dominator  
       490 c.c., s.v., single cylinder, Model 16H  
       596 c.c., s.v., single cylinder, Big Four  
       490 c.c., o.h.v., single cylinder, Model 18  
       490 c.c., o.h.v., single cylinder, Model ES2  
       490 c.c., o.h.v., single cylinder, Model 30  
       348 c.c., o.h.v., single cylinder, Model 40  
       499 c.c., o.h.v., single cylinder, Model 30 Manx  
       348 c.c., o.h.v., single cylinder, Model 40, Manx  
       490 c.c., o.h.v., single, Competition Model  
 1951 : Same as 1950, but :  
       490 c.c., o.h.v., single, Trials Model instead of Competition  
       Model

**NORTON—Continued**

- 1952 : Same as 1950, plus :  
       497 c.c., o.h.v., Twin Dominator De Luxe, Model 88  
 1953 : Same as 1952  
 1954 : Same as 1952  
 1955 : Models ES2, 30, 40, 30 and 40 Manx  
       Dominator Models 7 and 88, plus :  
       596 c.c., o.h.v., single cylinder Models 19R and 19S  
       and minus :  
       596 c.c., s.v., single cylinder, Big Four  
 1956 : Same as 1955, minus :  
       490 c.c., o.h.v., single cylinder, Model 30  
       348 c.c., o.h.v., single cylinder, Model 40

**PHELOX & MOORE**

- 1949 : 250 c.c., o.h.v., single cylinder, Panther, Model 65  
       350 c.c., o.h.v., single cylinder, Panther, Model 75  
       600 c.c., o.h.v., single cylinder, Panther, Model 100  
 1950 : Same as 1949, plus :  
       250 c.c., o.h.v., single cylinder, Panther, Model 65 De Luxe  
       250 c.c., o.h.v., single cylinder, Stroud Competition Model  
       350 c.c., o.h.v., single cylinder, Stroud Competition Model  
 1951 : Same as 1950  
 1952 : Same as 1950  
 1953 : Same as 1950, minus :  
       250 c.c., o.h.v., single cylinder, Panther, Model 65 De Luxe  
       250 c.c., o.h.v., single cylinder, Stroud Competition Model  
 1954 : Models 65, 75 and 100 only  
 1955 : Same as 1954  
 1956 : Same as 1954, plus :  
       197 c.c., two-stroke, Model 10

**TRIUMPH**

- 1950 : 649 c.c., o.h.v., twin, Thunderbird, Model 6T  
       498 c.c., o.h.v., Speed Twin, Model 5T  
       498 c.c., o.h.v., twin, Tiger 100  
       500 c.c., o.h.v., Trophy Twin, Model TR5  
       350 c.c., o.h.v., twin, Model 3T  
 1951 : Same as 1950  
 1952 : Same as 1950, minus :  
       350 c.c., o.h.v., twin, Model 3T  
 1953 : Same as 1952, plus :  
       149 c.c., o.h.v., single cylinder, Terrier, Model T15  
 1954 : Same as 1953, plus :  
       199 c.c., o.h.v., single cylinder, Tiger Cub, Model T20  
       649 c.c., o.h.v., twin, Tiger 110.  
 1955 : Same as 1954  
 1956 : Same as 1954, plus :  
       649 c.c., o.h.v., twin, Trophy Model TR6