

LUCAS
Quality
EQUIPMENT
&
SPARE PARTS



1951-3
MOTOR CYCLES

CONTENTS

ALPHABETICAL GUIDE

	Pages		Pages
ALTERNATORS	4-8	RECTIFIER	4-8
AMMETERS	3-9	REFLEX REFLECTOR	3-7
AUTO-ADVANCE UNITS	2-8	REGULATORS	2-8
BATTERIES	3-9	SIDE LAMPS	5-7
BULB HOLDER	5	SPRINGS, STOP LAMP SWITCH	3-9
DISTRIBUTORS	2-8	SWITCHES:	
GENERATORS	2-8	CUTOUT	3-9
HEADLAMPS	2-8	DIPPER	3-9
HORNS	3-9	IGNITION	3-9
HORN BRACKETS	3-9	LIGHTING	3-9
HORN PUSHES	3-9	STOP LAMP	3-9
IGNITION COILS	2-8	SWITCH KNOBS	7
MAGDYNOS	2-8	TAIL LAMPS	3-9
MAGNETOS	2-8	WARNING LIGHTS	9
PILOT LIGHT	9		

DETAILED SPARE PARTS

	Pages		Pages
ALTERNATORS	11	NUMBER PLATE LAMPS	22-23
DISTRIBUTORS	15	PILOT LIGHTS	22-23
GENERATORS	10	REGULATORS	25
HEADLAMPS	16-21	SIDE LAMPS	22-23
HORNS	11	STOP TAIL LAMPS	22-23
MAGDYNOS	14-15	WARNING LIGHTS	23
MAGNETOS	12-13		

DESCRIPTIVE REFERENCE

	Pages		Pages
AMMETERS	22	SWITCHES	24
HORN PUSHES	25	SPRINGS, STOP LAMP SWITCH	25

SUPERSESSION CHART 26

COPYRIGHT

All rights reserved. No part of this publication may be reproduced without permission

ALPHABETICAL GUIDE

LUCAS EQUIPMENT →	Year	Generator	Magneto, Magdyno, Distributor	Auto- advance Unit	Ignition Coil	Regulator or Rectifier	HEADLAMPS			
							Home and Export	France	Continental	
For Detailed Parts or Illustration see →		Page 10	Page 12-15	Page 12	Page 15	Page 25	Page 16-21	Page 16-21	Page 16-21	
A.M.C. (A.J.S. & MATCHLESS)										
(1) Twin Cylinder Models ...	1951	20009	42230	—	—	37097	*50945	—	—	
(2) " " " ...	1952	20009	42230	—	—	37097	*51069	—	—	
(3) " " " ...	1953	20009	42230	—	—	37097	*51069	*51126	*51103	
(4) Single Cylinder Models ...	1951	20028	42020	—	—	37144	*50945	—	—	
(5) " " " ...	1952	20028	42020	—	—	37144	*51069	—	—	
(6) " " " ...	1953	20028	42272	—	—	37144	*51069	*51126	*51103	
(7) Competition Model ...	1951-2	20028	42179	—	—	37144	50791	—	—	
(8) " " " ...	1953	20028	42179	—	—	37144	50791	—	—	
ARIEL										
(9) 4G 'Square Four' 1,000 c.c. O.H.V. ...	1951	22003	40124	—	‡45016	37097	*50965	—	—	
(10) " " " ...	1952	22003	40124	—	‡45016	37097	50952	51129	51106	
(11) " " " ...	1953	22003	40124	—	‡45016	37097	50952	51129	51106	
(12) KG De Luxe and KH 'Red Hunter' 500 c.c. O.H.V. Twin ...	1951	20009	*42114	47506	—	37097	*50945	—	—	
(13) " " " ...	1952	20009	*42114	47506	—	37097	50951	51128	51104	
(14) " " " ...	1953	20009	*42114	47506	—	37097	50951	51128	51104	
(15) NG De Luxe and NH 'Red Hunter' 350 c.c., VCH 500 c.c., VG De Luxe 500 c.c., VG 'Red Hunter' 500 c.c. O.H.V. and VB 600 c.c. S.V.	1951	20013	46028	—	—	37097	*50945 *‡50940	—	—	
(16) NH 'Red Hunter' 350 c.c. VCH 500 c.c. Competition O.H.V., VH 600 c.c. S.V. Single, VHA 598 c.c. and VB Models ...	1952-3	20013	46028	—	—	37097	50951	51128	51104	
ATELIERS GILLET										
(17) 400 c.c. and 500 c.c. ...	1951-3	20012	46033	—	—	37097	*50945	—	—	
B.S.A.										
(18) A10 'Golden Flash' 650 c.c....	1951	20010	42248	47503	—	37097	*50964	51130	51108	
(19) " " " ...	1952	20010	42248	47503	—	37097	51096	51130	51108	
(20) " " " ...	1953	20010	42248	47503	—	37097	51427	51429	51428	
(21) A7 and A7 'Star' 500 c.c. O.H.V. Twin ...	1951	20010	42248 ‡42263	47503	—	37097	*50945	51130	—	
(22) " " " ...	1952	20010	42248 ‡42263	47503	—	37097	*51069	*51126	*51107	
(23) " " " ...	1953	20010	42248 ‡42263	47503	—	37097	51427	51429	51428	
(24) C10 and C11 Models (250 c.c.)	1951	20010	40079	—	§45036	37097	50185	—	—	
(25) " " " ...	1952	20010	40079	—	§45036	37097	50185	50749	—	
—continued										
* See Supersession Chart † Later fitment			‡ 'Star' Twin		‡ H.T. Nut 408120 § H.T. Nut 410600		‡ Competition Model			

DETAILING INITIAL LUCAS ELECTRICAL EQUIPMENT

	Side or Tail Lamp	Reflex Reflectors	Lighting Switch	Ammeter	Dipper Switch	Stop Lamp Switch and Spring	Ignition or Cutout Switch	Horn	Horn Bracket	Horn Push	Battery
	Page 22-23	Page 22-23	Page 24	Page 22	Page 24	Page 24-25	Page 24	Page 11	Page 11	Page 25	
	A53139 A53139 A53269 A53139 A53139 A53139 †A53269 A53140 —	— — — — — — — — —	31315 31315 31315 31315 31315 31315 31315 31315	36084 36084 36084 36084 36084 36084 36084 36084	380521 380521 380521 380521 380521 380521 380521 380521	— — ‡31281 §315543 — — — ‡32181 §315543 — ‡31281 §315543	— — — — — — — —	*069446 *069446 *069446 *069446 *069446 *069446 *069446 *069446	701686 701686 701686 701686 701686 701686 701686 701686	*76209 *76209 *76209 *76209 *76209 *76209 *76209 *76209	PUW7E/4 PUW7E/4 PUW7E/4 PUW7E/4 PUW7E/4 PUW7E/4 PUW7E/4 PUW7E/4 (1) (2) (3) (4) (5) (6) (7) (8)
	A53140 A53140 A53269 A53140 A53140 A53269 A53140 A53140 ‡A53256 §A53269	— — — — — — — — — —	31315 31315 31315 31315 31315 31315 31315 31315 ‡31224 31315	36085 36085 36085 36084 36084 36084 36084 36084 36084	380521 380521 380521 380521 380521 380521 380521 380521	— — 31281 §315723 — — — 31281 §315723 — — 31281 §315723	31083 31083 31083 76204 76204 76204 — — —	*069239 *069239 *069239 *069239 *069239 *069239 *069239 *069239 *069239	700168 700168 700168 700168 700168 700168 700168 700168 700168	76204 76204 76204 76204 76204 76204 76204 76204 76204	GUW11E GUW11E GUW11E PUW7E/4 PUW7E/4 PUW7E/4 PUW7E/4 PUW7E/4 PUW7E/4 (9) (10) (11) (12) (13) (14) (15) (16)
	—	—	31315	36084	31278	—	—	069225	701686	76204	— (17)
	A53140 A53182 A53140 A53182 A53140 A53269 A53140 A53182 A53140 A53182 A53140 A53269 A53140 A53140 A53182 †A53269	— — — 57048 — — — 57048 — — 57048 — 57048 — 57048	31315 31315 31315 *31340 31315 31315 31315 *31340 34080 34080	36084 36084 36084 36084 36084 36084 36085 36085	31220 31220 31220 31220 31220 31220 380521 380521	31281 §315543 31281 §315543 31384 §315543 31281 §315543 31281 §315543 31384 — 31281 §315726	76204 76204 76204 76204 76204 76204 — —	069442 069442 *069467 *069239 *069239 *069467 *069239 *069239	700168 700168 700168 700168 700168 700168 700168 700168	76206 76206 76206 76206 76206 76206 *76207 *76207	PUW7E/4 PUW7E/4 PUW7E/4 PUW7E/4 PUW7E/4 PUW7E/4 PUW7E/4 PUW7E/4 (18) (19) (20) (21) (22) (23) (24) (25)
	‡ NH and VB Models § VH and VHA Models Alternative fitment		‡ Competition Model			‡ Special Orders § Spring					

ALPHABETICAL GUIDE

LUCAS EQUIPMENT →	Year	Generator	Magnet, Magneto, Distributor	Auto-advance Unit	Ignition Coil	Regulator or Rectifier	HEADLAMPS			
							Home and Export	France	Continental	
For Detailed Parts or Illustration see →		Page 10-11	Page 12-15		Page 15	Pages 11 & 25	Page 16-21	Page 16-21	Page 16-21	
B.S.A.—continued										
(1) C10 and C11 Models (250 c.c.)	1953	20010	40079	—	‡45036	37097	51488	50749	—	
(2) B and M Models ...	1951	20013	46031 ‡42123	—	—	37097	*50945	—	—	
(3) " " " ...	1952	20013	46031 ‡42123	—	—	37097	*51069	*51126	*51103	
(4) " " " ...	1953	20013	46031	—	—	37097	51427	51429	51428	
(5) DI 'Bantam' 125 c.c. De Luxe	1951	‡47077	—	—	‡45033	‡47078	*50866 *‡50906	—	—	
(6) " " " ...	1952	‡47077	—	—	‡45033	‡47078	*50866 ‡50898 ‡50931	056547	*50872	
(7) " " " ...	1953	‡47077	—	—	‡45033	‡47078	50898 *‡50906 ‡50931 §51508	056456	*50872	
BROCKHOUSE										
(8) 'Indian Brave' 248 c.c. ...	1951-3	‡47069	—	—	‡45036	‡47078	50931	—	—	
DOT CYCLE & MOTOR MANUFACTURING										
(9) 248 c.c. ...	1951-3	‡47069	—	—	‡45036	‡47078	51077	—	—	
DOUGLAS										
(10) Mk. V '80' Plus and '90' Plus	1951	20012	46027 ‡42206	—	—	37097	*50945	—	—	
(11) " " " ...	1952	20012	46040 ‡42206	—	—	37097	*51069	*51126	*51103	
(12) 'Vespa' " " " ...	1953	20012	46040	—	—	37097	*51069	*51126	*51103	
(13) " " " ...	1951-3	—	—	—	—	—	056503	—	—	
EHRLICH										
(14) Two-stroke 350 c.c. Twin ...	1952-3	20009	42265	—	—	37097	*50945	—	—	
ENFIELD										
(15) Single Cylinder Models ...	1951	20013	46030 ‡42157	—	—	37097	*50945 ‡50732	—	—	
(16) " " " ...	1952	20013	46030 ‡42157	—	—	37097	*51069	*51126	*51103	
(17) " " " ...	1953	20013	46030	—	—	37097	51466	*51126	*51103	
—continued										
* See Supersession Chart † Later fitment		‡ Alternator	‡ Competition Model		‡ H.T. Nut 410600	‡ Rectifier	‡ Export § U.S.A.			

C

ALPHABETICAL GUIDE

LUCAS EQUIPMENT →	Year	Generator	Magnetos, Magdyno, Distributor	Auto- advance Unit	Ignition Coil	Regulator or Rectifier	HEADLAMPS			
							Home and Export	France	Continental	
For Detailed Parts or Illustration see →		Page 10-11	Page 12-15	Page 12	Page 15	Pages 11 & 25	Page 16-21	Page 16-21	Page 16-21	
ENFIELD—continued										
(1) 500 c.c. Twin	1951	22003	40168	—	‡45016	37097	50947	—	—	
(2) " " " " " " " "	1952	22003	40168	—	‡45016	37097	*‡51060	—	—	
(3) " " " " " " " "	1953	22003	40168	—	‡45016	37097	*‡51060 51465	*51133 *51133	*51111 *51111	
EXCELSIOR										
(4) 'Talisman' Twin 250 c.c. ...	1951	—	—	—	—	—	*50946 *‡50945 *§50827	—	—	
(5) " " " " " " " "	1952	—	—	—	—	—	51113	51131	51412	
(6) " " " " " " " "	1953	—	—	—	—	—	51425	51474	51475	
(7) 'Universal' 150 c.c.	1952-3	—	—	—	—	—	51114 ‡51424	*51132	51413	
FABRIQUE NATIONALE DES ARMES, BELGIUM										
(8) Civilian Model	1953	—	46030	—	—	37097	50943	—	—	
MAISON SAROLEA										
(9) Export	1951	20013	46029	—	—	37097	50128	50732	—	
(10) " " " " " " " "	1952-3	20013	46029	—	—	37097	*50945	50732	—	
MOTOKOV										
(11) 'Jawa'	1952-3	20013	46039	—	—	37097	—	—	—	
NORTON										
(12) 7 'Dominador' 500 c.c. O.H.V. Twin	1951	20011	42111	47508	—	37097	*50945	—	—	
(13) " " " " " " " "	1952	20011	42111	47508	—	37097	*51069	—	—	
(14) " " " " " " " "	1953	20011	42111	47508	—	37097	51327 *‡51069	51503 *‡51126	51502 *‡51103	
(15) Single Cylinder Models ...	1951	20013	46029	—	—	37097	*50945	—	—	
(16) " " " " " " " "	1952	20013	46029	—	—	37097	*51069	—	—	
(17) " " " " " " " "	1953	20013	46029	—	—	37097	51425	*51126	*51103	
O.E.C.										
(18) '250' (248 c.c.) S.V.	1952-3	‡47069	—	—	§45036	‡47078	50931	—	—	
PASHLEY										
(19) Carrier Cycles	1951-2	—	—	—	—	—	—	—	—	
* See Supersession Chart ‡ Later fitment		‡ Alternator			‡ H.T. Nut 408120 § H.T. Nut 410600	‡ Rectifier	‡ Special Export § Standard Export	‡ Optional fitment		

DETAILING INITIAL LUCAS ELECTRICAL EQUIPMENT

	Side or Tail Lamp	Reflex Reflectors	Lighting Switch	Ammeter	Dipper Switch	Stop Lamp Switch and Spring	Ignition or Cutout Switch	Horn	Horn Bracket	Horn Push	Battery
	Page 22-23	Page 22-23	Page 24	Page 22	Page 24	Page 24-25	Page 24	Page 11	Page 11	Page 25	
	A53140 A53140 A53140 †A53269	— — 57048	34057 ‡31315 31315 31315	36084 ‡36085 36085 36034	380521 380521 380521	— — 31281 ‡31437 ‡315714	31033 31083 31083	*069239 *069239 *069239	703185 703185 703185	76204 76204 76204	PUW7E/4 (1) PUW7E/4 (2) PUW7E/4 (3)
	—	—	31224 ‡31315	36084	380521	—	—	—	—	—	PUW7E/4 (4)
	—	—	31224	36034	380521	—	—	—	—	—	PUW7E/4 (5)
	—	—	31224	—	380521	—	—	—	—	—	PUW7E/4 (6)
	—	—	31309 ‡31224	36034	380521	—	—	—	—	—	— (7)
	—	—	—	—	—	—	—	—	—	—	(8)
	A53056 A53056	— —	31315 31315	36084 36084	380521 380521	— —	— —	*069239 *069239	700168 700168	76210 76210	— (9) — (10)
	—	—	—	—	—	—	—	—	—	—	(11)
	A53140 A53140 A53269	— — —	31315 31315 31315	36084 36084 36084	380521 380521 380521	— — 31281 ‡31437	76204 76204 76204 ‡76213	*069239 *069239 *70092 *‡069239	700168 700168 701851 700168	76204 76204 76204 *‡76209	PUW7E/4 (12) PUW7E/4 (13) PUW7E/4 (14)
	A53140 A53140 A53269	— — —	31315 31315 31315	36084 36084 36084	380521 380521 380521	— — 31281 ‡31437	— — —	*069239 *069239 *069239	700168 700168 700168	76204 76204 76204	PUW7E/4 (15) PUW7E/4 (16) PUW7E/4 (17)
	A53140	—	31268	36088	—	31281 ‡315543	—	—	—	—	PUW7E/4 (18)
	‡A53128 A53056	—	*031218 §314026	—	—	—	—	—	—	—	PUW7E/4 (19)
	‡ Side Lamp		‡ Special Export § Knob			‡ Spring					

ALPHABETICAL GUIDE

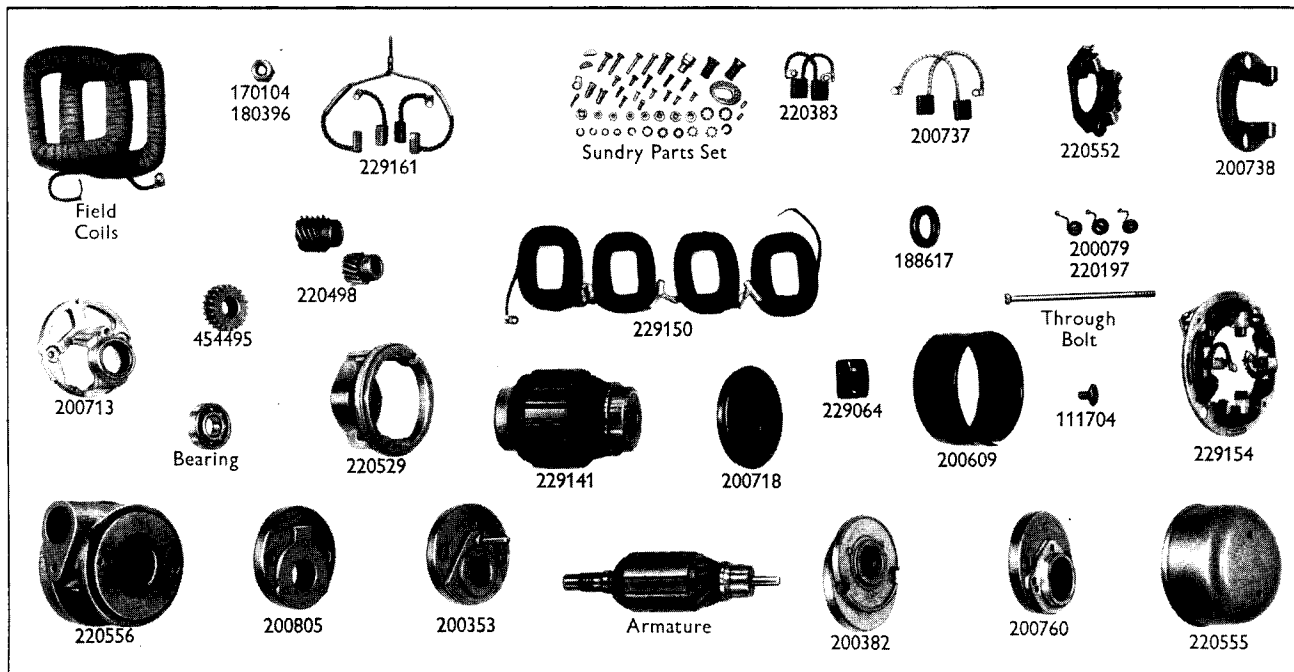
LUCAS EQUIPMENT →	Year	Generator	Magnetos, Magdyno, Distributor	Auto- advance Unit	Ignition Coil	Regulator or Rectifier	HEADLAMPS			
							Home and Export	France	Continental	
For Detailed Parts or Illustration see →		Page 10-11	Page 12-15	Page 12	Page 15	Pages 11 & 25	Page 16-21	Page 16-21	Page 16-21	
PHELOX & MOORE										
(1) '65' 250 c.c. O.H.V. and O.H.C.	1951-3	20009	40145	—	‡45016	37097	50185	50749	—	
(2) '65' 250 c.c. and '75' 350 c.c. O.H.V. and O.H.C. 'Stroud' (Competition) ...	1951-2	20009	42183 ‡42190 42020	—	—	37097	50791	—	—	
(3) '100' 600 c.c. O.H.V. ...	1951	20009 ‡20013	‡46028	—	—	37097	*50945	—	—	
(4) " " " " ...	1952	20013	46028	—	—	37097	*51069	51129	—	
(5) " " " " ...	1953	20013	46028	—	—	37097	*51069	51129	—	
(6) '75' 350 c.c. O.H.V., Standard and De Luxe ...	1951	20009	42133	47500	—	37097	*50945	—	—	
(7) " " " " ...	1952-3	20009	42133	47500	—	37097	*51069	*51126	—	
(8) '75' 350 c.c. O.H.V. 'Stroud'	1953	20009	42183	—	—	37097	*51069	*51126	—	
SUN CYCLE										
(9) 125 c.c. ...	1953	—	—	—	—	—	—	—	—	
SUNBEAM										
(10) S7 and S8 ...	1951-3	20151	40073	—	‡45036	37097	50353	50923	—	
TRIUMPH										
(11) TR5 'Trophy' (Competition) 500 c.c. ...	1951-3	20009	*42264	—	—	37097	50791	—	—	
(12) 3T 349 c.c. De Luxe, 5T 498 c.c. 'Speed' Twin, T100 498 c.c. 'Tiger 100' and 6T 649 c.c. 'Thunderbird' ...	1951	20009	*42111 *‡42264	47502	—	37097	50777	50916	—	
(13) All models except TR5, T100, 5 TAC and 'Terrier' ...	1952-3	20009	*42111	47502	—	37097	50943	51134	51112	
(14) 'Tiger 100' (498 c.c.) ...	1952	20009	*42264	—	—	37097	50943	51134	51112	
(15) 5 TAC ...	1953	‡465698	40352	—	‡45016	‡47097	50943	51134	51112	
(16) 149 c.c. O.H.V. 'Terrier' ...	1953	‡465915	—	—	—	‡47103	51519 ‡51548	—	51547	
VELOCE										
(17) M.A.C. ...	1952-3	—	42133	47522	—	—	—	—	—	
VINCENT — H.R.D.										
(18) 'Black Shadow' and 'Rapide' 1,000 c.c. ...	1951-3	—	42134	47505	—	—	—	—	—	
(19) 'Comet' 500 c.c. ...	1951-3	—	42182	47505	—	—	—	—	—	
* See Supersession Chart ‡ Later fitment		‡ Stator assembly	‡ Alternative § T100 Model		‡ H.T. Nut 408120 § H.T. Nut 410600	‡ Rectifier	‡ U.S.A.			

DETAILING INITIAL LUCAS ELECTRICAL EQUIPMENT

	Side or Tail Lamp	Reflex Reflectors	Lighting Switch	Ammeter	Dipper Switch	Stop Lamp Switch and Spring	Ignition or Cutout Switch	Horn	Horn Bracket	Horn Push	Battery
	Page 22-23		Page 23-24	Page 22	Page 24	Page 24-25	Page 24	Page 11	Page 11	Page 25	
	A53140	—	34080	36085	31278	—	—	*069239	700168	76210	PUW7E/4 (1)
	A53056	—	31315	36084	31278	—	—	*069239	700168	76210	PUW7E/4 (2)
	A53139	—	31315	36084	31278	—	—	*069239	700168	76210	PUW7E/4 (3)
	A53140	—	31315	36084	31278	—	—	*069239	700168	76210	PUW7E/4 (4)
	A53139	—	31315	36084	31278	—	—	069225	701686	76210	PUW7E/4 (5)
	A53140	—	31315	36084	31278	—	—	*069239	700168	76210	PUW7E/4 (6)
	A53140	—	31315	36084	31278	—	—	*069239	700168	76210	PUW7E/4 (7)
	A53140	—	31315	36084	31278	—	—	*069239	700168	76210	PUW7E/4 (8)
	—	—	—	—	—	—	—	—	—	—	PUW7E/4 (9)
	A53140 ‡A53182	—	34017 *‡38040 §38028	36088	31220	31281 ‡315543	—	*069428	701639	76206	PUW7E/4 (10)
	*A53216	—	31315	36084	380521	—	76204	70048	701851	76204	PUW7E/4 (11)
	*A53216 ‡A53182	—	31371	36129	31405	31281 ‡315738	*31376	70048	701851	76200	PUW7E/4 (12)
	*A53216 ‡A53140 §A52184	—	31371	36129	31405	31281 ‡315738	*31376	70048	701851	76200	PUW7E/4 (13)
	—	—	31371	36129	31405	31281 ‡315738	*31376	70048	701851	76200	PUW7E/4 (14)
	§A52184 A53269	—	34087 ‡31371	*36168	31405	31281 ‡31383	34091	70048	701851	76200	PUW7E/4 (15)
	—	—	—	—	—	—	—	—	—	—	(16)
	—	—	—	—	—	—	—	—	—	—	(17)
	—	—	—	—	—	31281 ‡315543	—	069225	700168	76204	— (18)
	—	—	—	—	—	31281 ‡315543	—	069225	700168	76204	— (19)
	‡ Alternative § Pilot		‡ Warning Light (red) § Warning Light (green)			‡ Spring					



GENERATORS AND PARTS

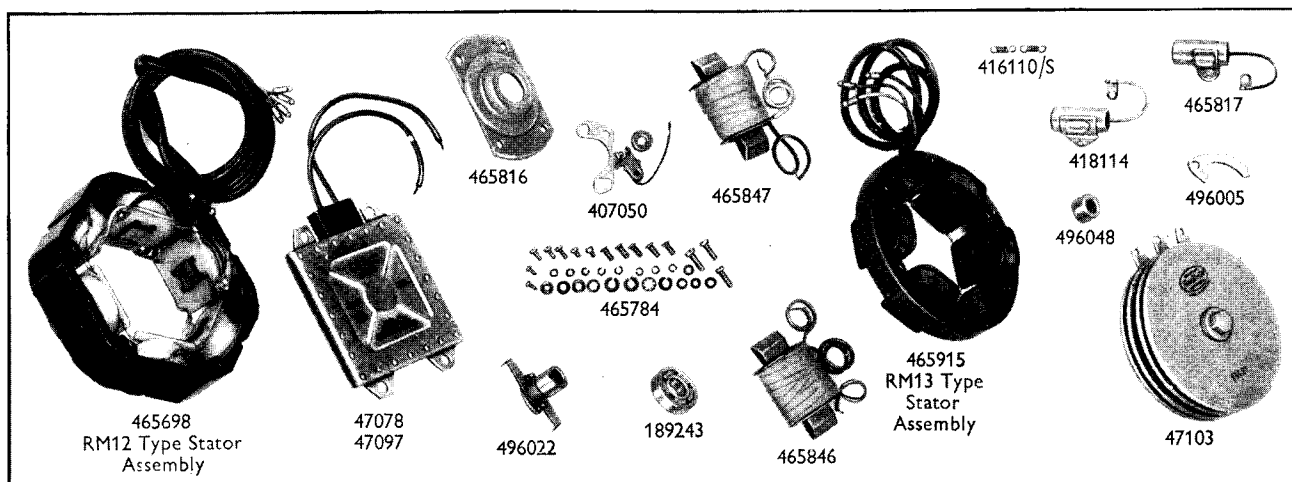


DESCRIPTION		Rotation and Voltage	Band Cover	Brush Set	Brush Gear	Brush Spring Set	Bracket or Frame, Commutator End	Bearing, Commutator End	Cover, Commutator End	Bracket or Frame, Drive End
For Illustration see			Page 10	Page 10	Page 10	Page 10	Page 10	Page 10	Page 10	Page 10
Ordering No.	Model and Type									
20009A/F	E3L RO-0	AC 6v.	200609	200737	200738	220197	200713	189210	200718	200760
20010A/F	E3L AC-0	AC 6v.	200609	200737	200738	220197	200713	189210	200718	200382
20011B/E	E3L L-0	C 6v.	200609	200737	200738	220197	200713	189210	200718	200760
20012D/F	E3LM L-0	AC 6v.	200609	200737	200738	220197	200713	189210	200718	200353
20013D/F	E3LM LI-0	C 6v.	200609	200737	200738	220197	200713	189210	200718	200353
20028A/B	E3N L-0	AC 6v.	203609	200737	200738	220197	200713	189210	200718	200805
20151D	MC45L AC-0	AC 6v.	—	229161	—	200079	229154	—	—	—
22003B/D	C35SD HI2	C 6v.	—	220383	220552	220197	220529	189295	220555	220556
		AC Anti-clockwise C Clockwise v. Voltage								

—continued


DESCRIPTION		Rotation and Voltage	Bushing, Bearing, Drive End	† Armature	Nut, Shaft	Screw, Gear Retaining, Gear Driving	Field Coils	Bolt, Through Fixing	Sundry Parts, Set
For Illustration see			Page 10	Page 10	Page 10	Page 10	Page 10	Page 10	Page 10
Ordering No.	Model and Type								
20009A/F	E3L RO-0	AC 6v.	189307	200712	—	111704	200731	200732	200806
20010A/F	E3L AC-0	AC 6v.	189307	200752	170104	—	200731	200732	200806
20011B/E	E3L L-0	C 6v.	189307	200712	—	111704	200731	200732	200806
20012D/F	E3LM L-0	AC 6v.	189307	200754	—	111704	200731	200732	200806
20013D/F	E3LM LI-0	C 6v.	189307	200754	—	†454495 111704	200731	200732	200806
20028A/B	E3N L-0	AC 6v.	189307	200802	170104	—	200188	200227	200806
20151D	MC45L AC-0	AC 6v.	—	229141	—	—	229150	†229064	229178
22003B/D	C35SD HI2	C 6v.	189307	220533	180396	§220498	220487	220475	220557
									†188617
		AC Anti-clockwise C Clockwise v. Voltage		† For reference only, refer to Catalogue No. 711		† Gear, Driving § Gear Set		† Terminal Block	† Oil Seal

ALTERNATORS, RECTIFIER AND PARTS



DESCRIPTION		Rota- tion	Con- den- ser	Contact Set	Plate, Bearing Support	Bearing	AUTO-ADVANCE		Cam	COILS		Sundry Parts, Set	Rectifier
							Weights	Springs		Left Hand	Right Hand		
For Illustration see			Page 11	Page 11	Page 11	Page 11	Page 11	Page 11	Page 11	Page 11	Page 11	Page 11	Page 11
Ordering No.	Model and Type												
47069A	1A45A VN	C	418114	407050	—	—	496005	416110/S	496022	465847	465846	465784	47078A
47077E	1A45 AC	C	465817	407050	465816	189243	—	—	496048	465847	465846	465784	47078A
		C Clockwise											

ELECTRIC HORNS AND PARTS



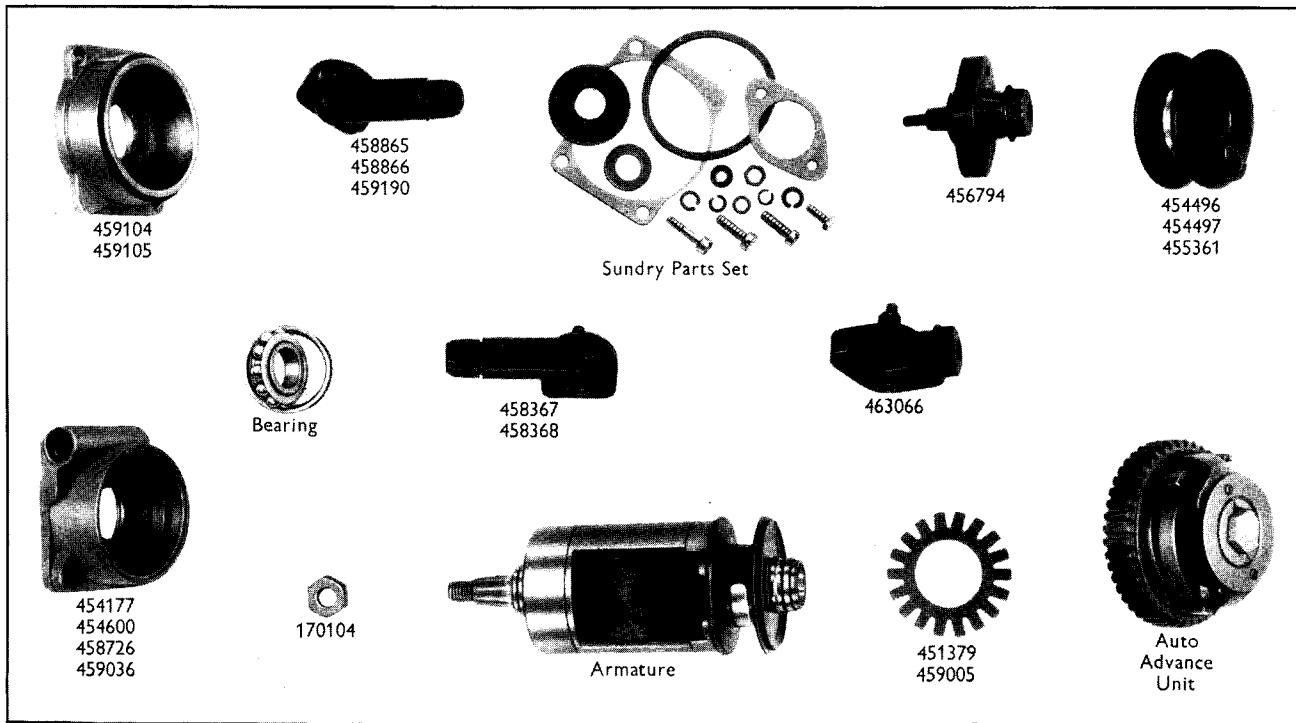
DESCRIPTION		Finish	Bracket
For Illustration see			Page 11
Ordering No.	Model		
*70001D	HF1441	Black	701851
70048D	HF1441	Black	701851
70068A	HF1950	Black	—
*70092A	HF1441	Black	701851
069225	HF1234	Black and chrome	701686
*069239	HF1234	Black and chrome	700168
069343	HF1235	Black	+703185 700168
* See Supersession Chart		Sundry Parts Set, all models (except 70368A), 703235	+ Special to Enfield

DESCRIPTION		Finish	Bracket
For Illustration see			Page 11
Ordering No.	Model		
*069380	HF1234	Black and chrome	701686
*069428	HF1234	Black and chrome	701639
069442	HF1234	Silver Beige	700168
*069446	HF1234	Black and chrome	701686
*069467	HF1235	Black	700168
*069468	HF1234	Black and chrome	701686
*069469	HF1234	Black and chrome	700168
* See Supersession Chart		Sundry Parts Set, all models, 703235	



MAGNETOS AND PARTS

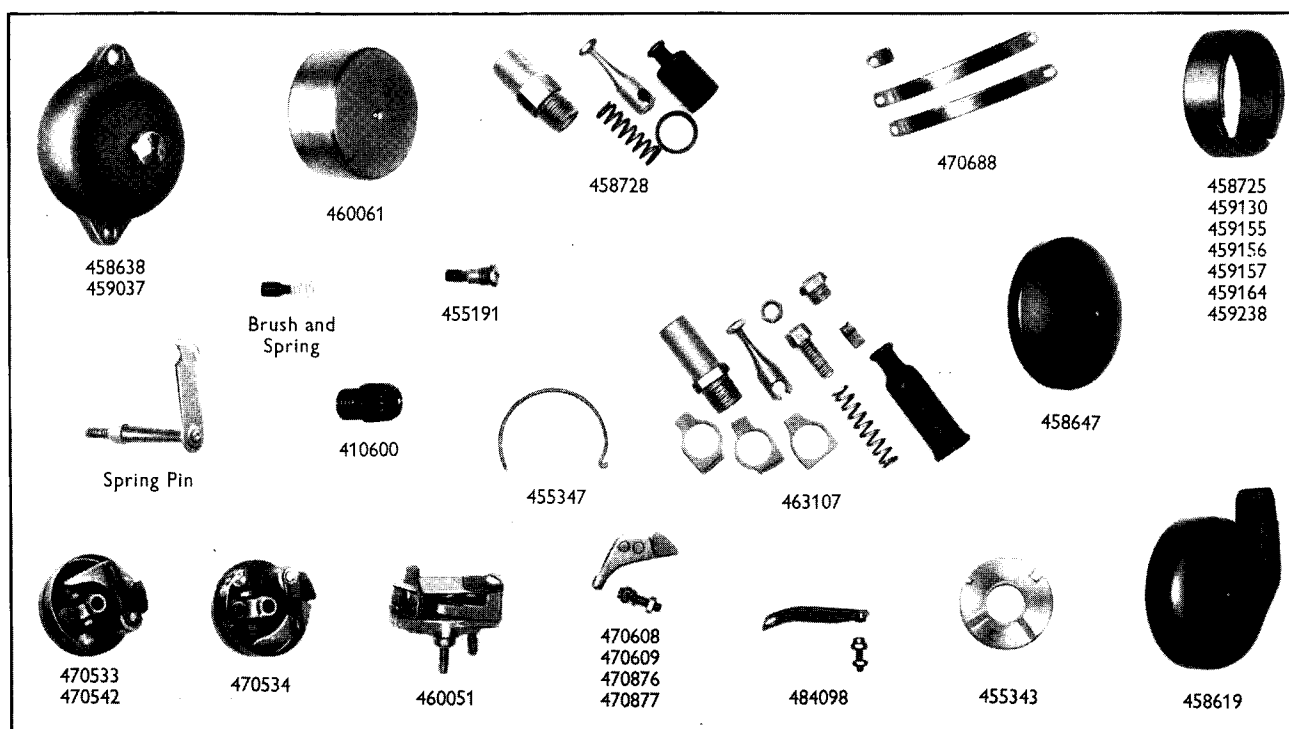
MODELS NI, NRI, KNRI, KIF, K2F AND KVF



DESCRIPTION			Rotation	Pick-up	Brush and Spring	Nut, Moulded	Cover, Contact Breaker End	Contact Breaker	Contact Set	Springs, Set, Actuating	Brush and Spring	Control Parts, Set
For Illustration see				Page 12	Page 13	Page 13	Page 13	Page 13	Page 13	Page 13	Page 13	Page 13
Ordering No.	Model and Type											
(1) 42020E	NI	AO	AC	456794	451260	410600	460061	460051	484098	—	‡455347	463107
(2) 42111H	K2F	RO	AC	458367 458368	451260	410600	458619	470534	470609	470688	—	—
(3) 42114F	K2F	AC53	AC	458367 458368	451260	410600	458638	470534	470876	470688	470537	—
(4) 42114H	K2F	AC53	AC	458367 458368	451260	410600	458638	470534	470609	470688	470537	—
(5) 42123E	KNRI		AC	456794	451260	410600	458647	470534	470609	470688	470537	—
(6) 42133F	KIF	SM-0	AC	456794	451260	410600	458647	470534	470609	470688	470537	—
(7) 42134F	KVF	GM1	C	458367 458368	451260	410600	458647	470542	470877	470688	470537	—
(8) 42157E	KNRI		AC	—	451260	410600	458647	470533	470608	470688	470537	—
(9) 42179E	NRI	SM	AC	—	451260	410600	458647	470533	470608	470688	470537	—
(10) 42182E	KIF	GM2	C	463066	451260	410600	458647	470533	470608	470688	470537	—
(11) 42183F	KIF	FE5	AC	456794	451260	410600	458647	470534	470609	470688	470537	463107
(12) 42190A	KIFR		—	—	451260	410600	459037	470534	470609	470688	—	458728
(13) 42206A	K2FR		—	—	451260	410600	458619	470534	470609	470688	470537	—
(14) 42230D	K2F	SM	AC	458367 458368 458865 458866	451260	410600	458619	470534	470609	470688	470537	458728
(15) 42248E	K2F	AC	AC	459190 459190	451260	410600	458619	470534	470609	470688	470537	463107
(16) 42263B	K2F	AC53	AC	459190 459190	451260	410600	458619	470534	470609	470688	470537	463107
(17) 42263D	K2F	AC53	AC	459190 459190	451260	410600	458619	470534	470609	470688	470537	463107
(18) 42264B	K2F	RO	AC	458367 458368	451260	410600	458619	470534	470609	470688	—	463107
(19) 42265B	KIF	SM-0	C	456794	451260	410600	458647	470533	470608	470688	470537	463107
(20) 42272A	NI	SM	AC	463066	451260	410600	460061	460051	484098	—	‡455347	463107
			AC Anti-clockwise C Clockwise	‡ Right Hand § Left Hand							‡ Jump Ring	

MAGNETOS AND PARTS

MODELS NI, NRI, KNRI, KIF, K2F AND KVF




Cam	Plate, Contact Breaker End	Cup, Insulating	Spring Pin	Nut, Shaft	Armature	Slip Ring	Bearing, Contact Breaker End	Bearing Drive End	Brush, Spring and Holder	Brush and Spring	Sundry Parts, Set
Page 13	Page 12	Page 12	Page 13	Page 12	Page 12	Page 12	Page 12	Page 12	Page 13	Page 13	Page 12
455343	454600	451379	451315	170104	454385	454496	189291	189291	455191	455190	454697 (1)
459130	459105	451379	458613	—	459004	455361	189291	189244	455191	455190	458675 (2)
459130	459104	‡459005 451379	‡458370 ‡458370	—	458333	455361	189291	189291	455191	455190	458675 (3)
459130	459104	451379 ‡459005	‡458370	—	459004	455361	189291	189244	455191	455190	458675 (4)
Great Hampton Street,		Birmingham 18		—	—	—	—	—	—	—	— (5)
459238	459105	451379 ‡459005	458613	170104	459139	454496	189291	189244	455191	455190	458675 (6)
459155	459105	451379 ‡459005	458613 ‡458370	170104	459142	454497	189291	189244	455191	455190	458675 (7)
Great Hampton Street,		Birmingham 18		—	—	—	—	—	—	—	— { (8)
459157	459105	451379 ‡459005	458613	170104	459139	454496	189291	189244	455191	455190	458675 { (9)
459156	458726	451379 ‡459005	458613	170104	459139	454496	189291	189244	455191	455190	458675 (10)
Great Hampton Street,		Birmingham 18		—	—	—	—	—	—	—	— { (12)
458725	459036	451379 ‡459005	‡458370	170104	459004	455361	189291	189244	455191	455190	458675 { (13)
459130	459105	451379 ‡459005	458613 ‡458370	—	459004	455361	189291	189244	455191	455190	458675 (14)
459164	458726	451379 ‡459005	458613 ‡458370	170104	459004	455361	189291	189244	455191	455190	458675 (15)
458725	458726	451379 ‡459005	458613 ‡458370	170104	459004	455361	189291	189244	455191	455190	458675 (16)
458725	458726	451379 ‡459005	458613 ‡458370	170104	459004	455361	189291	189244	455191	455190	458675 (17)
459156	458726	451379 ‡459005	458613	170104	459139	454496	189291	189244	455191	455190	458675 (18)
455343	454177	451379	451315	170104	454385	454496	189291	189291	455191	455190	454697 (19)
		‡ For Body Bearing	‡ For Pick-up								



MAGDYNOS AND PARTS

MODELS MOI AND MN2



DESCRIPTION		Rotation	Generator	Strap Assembly	Magneto Complete	Pick-up	Brush and Spring	Nut, Moulded	Cover, Contact Breaker	Contact Breaker	Contact Set
For Illustration see				Page 14		Page 14	Page 14	Page 14	Page 14	Page 14	Page 14
Ordering No.	Model and Type										
46027D	MN2L XX	C	20012D	460056	463344	456794	451260 +470537	410600	452222	470533	470608
46028B	MO1L H3	AC	20013D	460056	464242	463066	451260	410600	460061	460051	484098
46029B	MO1L AG14	AC	20013D	460056	464243	463066	451260	410600	460061	460051	484098
46030B	MO1L LI	AC	20013D	460056	464240	463066	451260	410600	460061	460051	484098
46031B	MO1L AC52	AC	20013D	460056	464241	463066	451260	410600	460061	460051	484098
46033B	MO1 EJ	C	20012D	460056	464244	463066	451260	410600	460061	460051	434093
46039B	MN2L L	AC	20013D	460056	463345	463066	451260 +470537	410600	452222	470534	470609
46040B	MN2L XX	C	20012D	460056	463347	456794	451260 +470537	410600	452222	470533	470608
Sundry Parts Set, all models, 463334 AC Anti-clockwise C Clockwise							‡For Contact Breaker				

—continued

DESCRIPTION		Rotation	Jump Ring, Cam Fixing	Cam	Control Parts, Set	Spring Pin	End Plate, Contact Breaker	Spring, Set, Actuating	Cup, Bearing Insulating	Nut, Shaft	End Plate, Drive End
For Illustration see			Page 14	Page 14	Page 14	Page 14	Page 14	Page 14	Page 14	Page 14	Page 14
Ordering No.	Model and Type										
46027D	MN2L XX	C	—	463261	463107	461405	463301	470688	463932	170104	463153
46028B	MO1L H3	AC	455347	464056	463107	463898	463869	—	451379	173974	463989
46029B	MO1L AG14	AC	455347	464056	463107	463899	463868	—	451379	170104	463989
46030B	MO1L LI	AC	455347	464056	463107	463899	463868	—	451379	170104	463989
46031B	MO1L AC52	AC	455347	464056	463107	463898	463869	—	451379	173974	463989
46033B	MO1 EJ	C	455347	464055	463107	463899	463868	—	451379	170104	463989
46039B	MN2L L	AC	—	463264	463107	450157	463300	470688	463932	170104	463989
46040B	MN2L XX	C	—	463261	463107	461405	463301	470688	463932	170104	463989
Sundry Parts Set, all models, 463334 AC Anti-clockwise C Clockwise											

—continued




MAGDYNOS AND PARTS

MODELS MOI AND MN2—continued

[illegible]

DISTRIBUTORS AND PARTS




DESCRIPTION		Rotation	Cap	Clip, Cap	Brush and Spring	Rotor Arm	Contact Set	Condenser	Base, Contact Breaker	Cam
Ordering No.	Model and Type									
40073J	DIA2 AC56	AC	415329	415153	404435	400052	400415	415328	415322	415316
40079D	DKX1A AC33-I	C	402101	410591	—	—	400415	400308	400001	407932
40124J	DKX4A H12	AC	400135	410591	404435	400052	400415	400308	400001	408399
40145D	DKX1A FE3	AC	402101	410591	—	—	400415	400308	400001	407932
40168B	DKX2A AQ	AC	400136	410591	404435	400052	400415	400308	400001	415283
40352B	DKX2A	AC	400136	410591	404435	400052	400415	400308	—	415283
Sundry Parts Set, all models, 400843 AC Anti-clockwise C Clockwise										

—continued

[illegible]

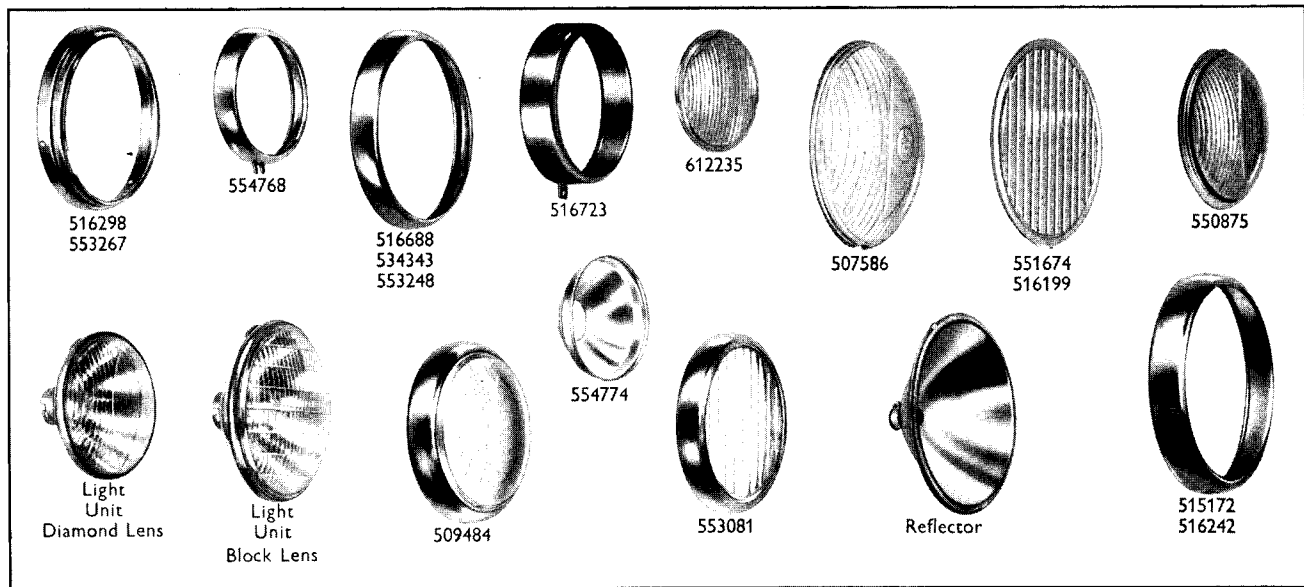


HEADLAMPS AND PARTS



DESCRIPTION		Finish	Type of Lens	Rim or Door	Lens, Main or Pilot	Catch or Screw, Rim Fixing	Wires, Fixing	Wires, Pilot Light Fixing	Reflector or Light Unit
For Illustration see				Page 17	Page 17-18	Page 18	Page 18	Page 18	Page 17
Ordering No.	Model								
(1) 50128F	MU42	B./C.P.R.	Diamond	509484	550875	509936	500291	—	553147
(2) 50185H	MU42	B./C.P.R.	Diamond	509484	550875	509936	500291	—	553147
(3) 50353E	MS142	B./C.P.R.	Domed	516242	507586	509936	515917	—	515140
(4) 50732E	MU42EF	B./C.P.R.	Fluted	553081	516199	509936	500291	—	553174
(5) 50749E	MU42EF	B./C.P.R.	Fluted	553081	516199	509936	500291	—	553174
(6) 50777B	MF42	C.P.R.	Diamond	509484	550875	509936	500291	—	553147
(7) 50791D	MU42	B./C.P.R.	Diamond	‡516298 509484	550875	509936	500291	—	553147
(8) 50827E	MU42	B./C.P.R.	Diamond	509484	550875	509936	500291	—	553147
(9) 50866J	SSP575P	M.G./C.P.R.	Diamond	534343	—	144921	504665	—	552507
(10) 50872F	SSP575P/1	M.G./C.P.R.	Diamond	534343	‡516386	144921	504665	516393	552495
(11) 50898H	SSP575P/1	M.G./C.P.R.	Block	534343	‡516386	144921	504665	516393	553695
(12) 50906E	SSP575P	B./C.P.R.	Diamond	534343	—	144291	504665	—	552507
(13) 50916A	MF42EF	C.P.R.	Fluted	553081	516199	509936	500291	—	553174
(14) 50923A	MS142EF	B./C.P.R.	Fluted	515172	551674	—	515917	—	516230
(15) 50931E	SSP575P/1	B./C.P.R.	Block	534343	‡516386	144921	504665	516393	553695
(16) 50940A	MU42	B./C.P.R.	Diamond	509484	550875	509936	500291	—	553147
(17) 50943D	MCF700	C.P.R.	Block	553248 ‡553267	—	144921	504665	—	553925
		B./C.P.R. Black, chromium plated rim. M.G./C.P.R. Mist Green, chromium plated rim. C.P.R. Chromium plated rim.		‡ Ring, Fixing	‡ Pilot Lens				

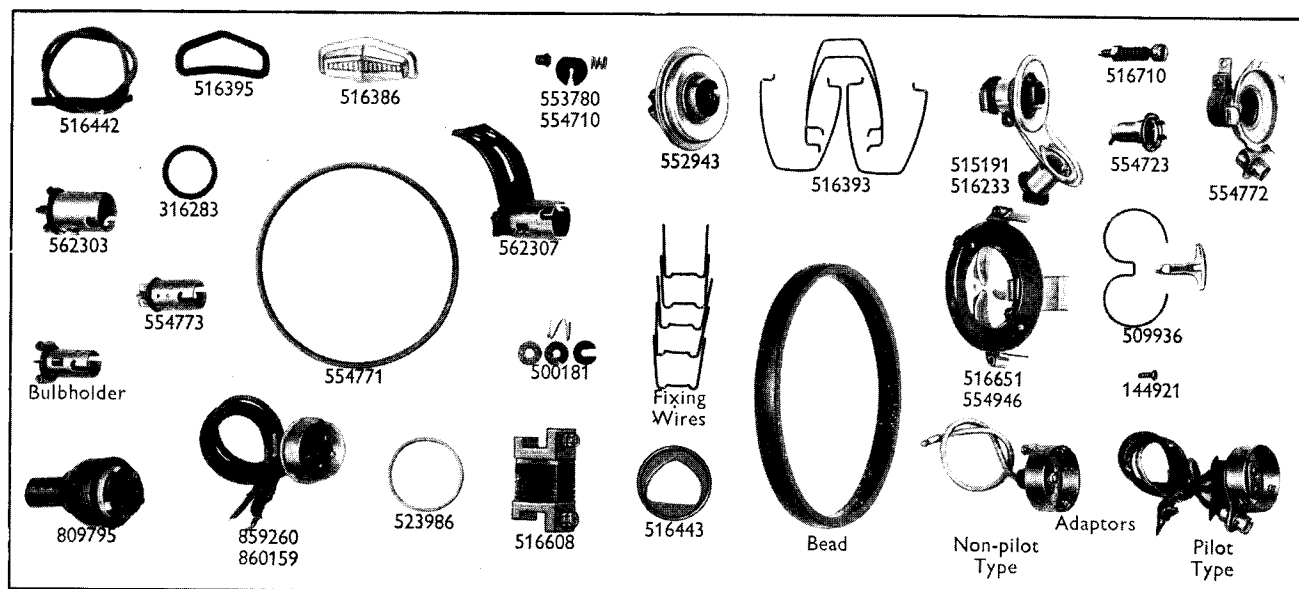
HEADLAMPS AND PARTS



Bead	Bulb Holder or Adaptor	Interior	Ammeter	Washer, Ammeter Seating	Resistance	Switch	Knob or Handle	Ring, Ammeter and Switch	Plug, Socket or Warning Light	Bulb, Main	Bulb, Pilot
Page 18	Page 18	Page 18	Page 18	Page 18	Page 18	Page 18	Page 18	Page 18	Page 18	Page 19	Page 19
553065	504801	500181	36084	—	—	31315	—	523986	—	168	200 (1)
553065	504801	500181	36085	—	—	34080	—	523986	—	168	200 (2)
508736	504801	500181	—	—	—	—	—	—	‡38040 §38028	168	200 (3)
553065	‡515191 562307	500181	36084	—	—	31315	—	523986	—	‡	200 (4)
553065	562307	500181	36085	—	—	34080	—	523986	—	‡	200 (5)
553065	504801	500181	—	—	—	—	—	—	—	168	200 (6)
553065	504801	500181	36084	—	—	31315	—	523986	859260 •809795	168	200 (7)
553065	504801	500181	36084	—	—	31224	—	—	—	168	200 (8)
516442	859599	553780	36088	516443	516608	31268	316455	316283 ‡523986	—	312	988 (9)
‡516395	859598	553780	36088	516443	516608	31268	316455	316283 ‡523986	—	312	988 (10)
‡516395	859598	553780	36088	516443	516608	31268	316455	316283 ‡523986	—	312	988 (11)
—	859599	553780	36088	516443	516608	31268	316455	316283 ‡523986	—	312	988 (12)
553065	562307	500181	—	—	—	—	—	516298	—	‡	200 (13)
508736	562307	500181	—	—	—	—	—	—	‡38012 §38028	‡	200 (14)
‡516395	‡516233 859598	553780	36088	516443	516608	31268	316455	316283 ‡523986 523986	—	312	988 (15)
553065	504801	500181	—	—	—	31224	—	—	860159 •809795	168	200 (16)
—	859598	—	—	—	—	—	—	—	—	312	— (17)
‡ Pilot Lens	‡ Backshell							‡ Ring, Ammeter	‡ Warning Light (red) § Warning Light (green) Plug ‡ Socket	‡ Lamp supplied less main bulb	

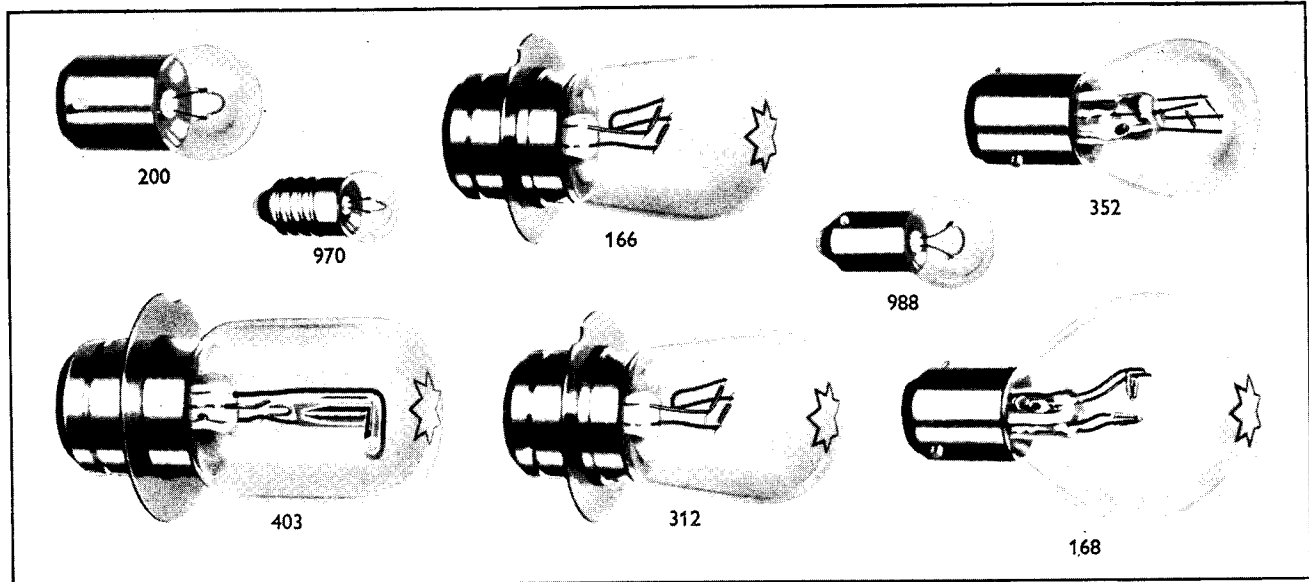


HEADLAMPS AND PARTS



DESCRIPTION		Finish	Type of Lens	Rim or Door	Lens, Main or Pilot	Catch or Screw, Rim Fixing	Wires, Fixing	Wires, Pilot Light Fixing	Reflector or Light Unit
For Illustration see				Page 17	Page 17-18	Page 18	Page 18	Page 18	Page 17
Ordering No.	Model								
(1) 50945A	SSU700P	C.P.R.	Block	553248	—	144921	504665	—	553268
(2) 50946A	SSU700P	B./C.P.R.	Block	553248	—	144921	504665	—	553268
(3) 50947A	SS700P	B./C.P.R.	Block	553248	—	144921	504665	—	553268
(4) 50951B	SSU700P/I	B./C.P.R.	Block	553248	‡516386	144921	504665	516393	553925
(5) 50952B	SSU700P/I	B./C.P.R.	Block	553248	‡516386	144921	504665	516393	553925
(6) 50964A	SSU700P	S.B./C.P.R.	Block	553248	—	144921	504665	—	553268
(7) 50965A	SSU700P	B./C.P.R.	Block	553248	—	144921	504665	—	553268
(8) 51060B	SSU700P/I	B./C.P.R.	Block	553248	‡516386	144921	504665	516393	553925
(9) 51069A	SSU700P/I	B./C.P.R.	Block	553248	‡516386	144921	504665	516393	553925
(10) 51077A	SSP575P/I	Red/C.P.R.	Block	534343	‡516386	144921	504665	516393	553695
(11) 51096B	SSU700P/I	S.B./C.P.R.	Block	553248	‡516386	144921	504665	516393	553925
(12) 51097A	SSU700P/I	B./C.P.R.	Block	553248	‡516386	144921	504665	516393	553925
(13) 51103B	SSU700P/I	B./C.P.R.	Block	553248	‡516386	144921	504665	516393	553940
(14) 51104B	SSU700P/I	B./C.P.R.	Block	553248	‡516386	144921	504665	516393	553940
(15) 51106B	SSU700P/I	B./C.P.R.	Block	553248	‡516386	144921	504665	516393	553940
(16) 51107A	SSU700P	S.B./C.P.R.	Block	553248	—	144921	504665	—	554298
(17) 51108B	SSU700P/I	S.B./C.P.R.	Block	553248	‡516386	144921	504665	516393	553940
(18) 51111B	SSU700P/I	B./C.P.R.	Block	553248	‡516386	144921	504665	516393	553940
		B./C.P.R. Black, chromium plated rim. Red/C.P.R. Red, chromium plated rim. S.B./C.P.R. Silver Beige, chromium plated rim. C.P.R. Chromium plated rim.			‡ Pilot Lens				

HEADLAMPS AND PARTS



Bead	Bulb Holder or Adaptor	Interior	Ammeter	Washer, Ammeter Seating	Resistance	Switch	Knob or Handle	Ring, Ammeter Switch	Plug, Socket or Warning Light	Bulb, Main	Bulb, Pilot
Page 18	Page 18	Page 18	Page 13	Page 18	Page 18	Page 18	Page 18	Page 18	Page 18	Page 19	Page 19
—	555009	—	36084	—	—	31315	—	523986	—	312	988 (1)
—	555009	—	36084	—	—	31224	—	523986	—	312	988 (2)
—	555009	—	—	—	—	—	—	—	—	312	988 (3)
‡516395	555005	—	36084	—	—	31315	—	523986	—	312	988 (4)
‡516395	859598	—	36085	—	—	31315	—	523986	—	312	988 (5)
—	555009	—	36084	—	—	31315	—	523986	—	312	988 (6)
—	860230	—	36085	—	—	31315	—	523986	—	312	988 (7)
‡516395	555005	—	36085	—	—	31315	—	523986	—	312	988 (8)
‡516395	555005	—	36084	—	—	31315	—	523986	—	312	988 (9)
‡516395	859598	553780	36088	516443	516608	31268	316455	316283	—	312	988 (10)
§516442	555007	—	36084	—	—	31315	—	‡523986	—	312	988 (11)
‡516395	555005	—	36085	—	—	34080	—	523986	—	312	988 (12)
‡516395	555007	553780	36084	—	—	31315	—	523986	—	403	988 (13)
‡516395	555007	553780	36084	—	—	31315	—	523986	—	403	988 (14)
‡516395	859598	553780	36085	—	—	31315	—	523986	—	403	988 (15)
—	555009	553780	36084	—	—	31315	—	523986	—	403	988 (16)
‡516395	555007	553780	36084	—	—	31315	—	523986	—	403	988 (17)
‡516395	859598	553780	36085	—	—	31315	—	523986	—	403	988 (18)
‡ Pilot Lens § Seal, Rubber								‡ Ring, Ammeter			



HEADLAMPS AND PARTS

DESCRIPTION		Finish	Type of Lens	Rim or Door	Lens, Main or Pilot	Catch or Screw, Rim Fixing	Wires, Fixing	Wires, Pilot Light Fixing	Reflector or Light Unit
For illustration see				Page 17	Page 17-18	Page 18	Page 18	Page 18	Page 17
Ordering No.	Model								
(1) 51112A	MCF700	C.P.R.	Block	553248 ‡553267	—	144921	504665	—	553940
(2) 51113B	SSU700P/I	B./C.P.R.	Block	553248	‡516386	144921	504665	516393	553925
(3) 51114B	SSU700P/I	B./C.P.R.	Block	553248	‡516386	144921	504665	516393	553925
(4) 51126B	SSU700P/IEF	B./C.P.R.	Block	553248	‡516386	144921	504665	516393	553948
(5) 51128B	SSU700P/IEF	B./C.P.R.	Block	553248	‡516386	144921	504665	516393	553948
(6) 51129B	SSU700P/IEF	B./C.P.R.	Block	553248	‡516386	144921	504665	516393	553948
(7) 55130B	SSU700P/IEF	S.B./C.P.R.	Block	553248	‡516386	144921	504665	516393	553948
(8) 51131B	SSU700P/IEF	B./C.P.R.	Block	553248	‡516386	144921	504665	516393	553948
(9) 51132B	SSU700P/IEF	B./C.P.R.	Block	553248	‡516386	144921	504665	516393	553948
(10) 51133B	SSU700P/IEF	B./C.P.R.	Block	553248	‡516386	144921	504665	516393	553948
(11) 51134A	MCF700EF	C.P.R.	Block	553248 ‡553267	—	144921	504665	—	553948
(12) 51327A	SS700P/I	S.G.	Block	516688	‡516386	144921	504665	516393	553925
(13) 51412A	SSU700P/I	B./C.P.R.	Block	553248	‡516386	144921	504665	516393	553940
(14) 51413A	SSU700P/I	B./C.P.R.	Block	553248	‡516386	144921	504665	516393	553940
(15) 51424A	SSP575/I	B./C.P.R.	Block	534343	‡516386	144921	504665	516393	553695
(16) 51425A	SS700P/I	B./C.P.R.	Block	553248	‡516386	144921	504665	516393	553925
(17) 51427A	SS700P/I	C.P.R./Primer	Block	553248	‡516386	144921	504665	516393	553925
(18) 51428A	SS700P/I	C.P.R./Primer	Block	553248	‡516386	144921	504665	516393	553940
(19) 51429A	SS700P/IEF	C.P.R./Primer	Block	553248	‡516386	144921	504665	516393	553948
(20) 51465A	SSU700P/I	Brown/C.P.R.	Block	553248	‡516386	144921	504665	516393	553925
(21) 51466A	SSU700P/I	Brown/C.P.R.	Block	553248	‡516386	144921	504665	516393	553925
(22) 51474A	SS700P/IEF	B./C.P.R.	Block	553248	‡516386	144921	504665	516393	553948
(23) 51475A	SS700P/I	B./C.P.R.	Block	553248	‡516386	144921	504665	516393	553940
(24) 51488A	MU42	Maroon/C.P.R.	Diamond	509484	550875	509936	509753	—	553147
(25) 51502A	SS700P/I	S.G./C.P.R.	Block	553248	‡516386	144921	504665	516393	553940
(26) 51503A	SS700P/IEF	S.G./C.P.R.	Block	553248	‡516386	144921	504665	516393	553948
(27) 51508A	SSP575P/I	Maroon/C.P.R.	Block	534343	‡516386	144921	504665	516393	553695
(28) 51519	MCF575P	C.P.R.	Block	516723	—	516710	500291	—	516728
(29) 51547	MCF575P	C.P.R.	Block	516723	—	516710	500291	—	516658
(30) 51548	MCF575	C.P.R.	Block	516723	—	516710	500291	—	516659
(31) 056456	SSP575PEF	Green/C.P.R.	—	534343	—	144921	—	—	—
(32) 056503	BH1302C	C.P.R.	Fluted	554768	612235	—	554770	—	554774
(33) 056547	SSP575PEF	B./C.P.R.	—	534343	—	144921	504665	—	—
		B./C.P.R. Black, chromium plated rim. Brown/C.P.R. Brown, chromium plated rim. G./C.P.R. Green, chromium plated rim. M./C.P.R. Maroon, chromium plated rim. S.B./C.P.R. Silver Beige, chromium plated rim. S.G. Silver Grey S.G./C.P.R. Silver Grey, chromium plated rim C.P.R. Chromium plated rim. C.P.R./Primer Primer, chromium plated rim.		‡ Ring, Fixing	‡ Pilot Lens				

HEADLAMPS AND PARTS



Bead	Bulb Holder or Adaptor	Interior	Ammeter	Washer, Ammeter Seating	Resistance	Switch	Knob or Handle	Ring, Ammeter Switch	Plug, Socket or Warning Light	Bulb, Main	Bulb, Pilot
Page 18	Page 18	Page 18	Page 18	Page 18	Page 18	Page 18	Page 18	Page 18	Page 18	Page 19	Page 19
—	859598	—	—	—	—	—	—	—	—	403	— (1)
‡516395	555007	553780	36084	—	—	31224	—	523986	—	166	988 (2)
‡516395	555007	553780	36084	—	—	31309	—	523986	—	166	988 (3)
‡516395	562303	—	36084	—	—	31315	—	523986	—	‡	988 (4)
‡516395	‡552943	—	36084	—	—	31315	—	523986	—	‡	988 (5)
‡516395	‡552943	—	36085	—	—	31315	—	523986	—	‡	988 (6)
‡516395	‡552943	—	36084	—	—	31315	—	523986	—	‡	988 (7)
‡516395	‡552943	—	36084	—	—	31224	—	523986	—	‡	988 (8)
‡516395	‡552943	—	36084	—	—	31309	—	523986	—	‡	988 (9)
‡516395	‡552943	—	36085	—	—	31315	—	523986	—	‡	988 (10)
—	—	—	—	—	—	—	—	—	—	‡	— (11)
‡516395	859598	—	—	—	—	—	—	—	—	312	988 (12)
‡516395	555007	553780	36084	—	—	31224	—	523986	—	403	988 (13)
‡516395	859598	553780	36084	—	—	31309	—	523986	—	403	988 (14)
‡516395	859598	553780	36084	—	—	31224	—	523986	—	166	988 (15)
‡516395	859598	553780	—	—	—	—	—	—	—	312	988 (16)
‡516395	861004	553780	—	—	—	—	—	—	—	312	988 (17)
§516693	861004	553780	—	—	—	—	—	—	—	403	988 (18)
‡516395	‡552943	553780	—	—	—	—	—	—	—	‡	988 (19)
§516693	555007	553780	36084	—	—	31315	—	523986	—	312	988 (20)
‡516395	555005	553780	36085	—	—	31315	—	523986	—	312	988 (21)
‡516395	562303	‡553780	—	—	—	—	—	—	—	‡	988 (22)
‡516395	‡552943	553780	—	—	—	—	—	—	—	403	988 (23)
‡516395	859598	553780	—	—	—	—	—	—	—	168	200 (24)
553065	504801	500181	36085	—	—	34080	—	523986	—	403	988 (25)
‡516395	859598	—	—	—	—	—	—	—	—	‡	988 (26)
‡516395	562303	—	—	—	—	—	—	—	—	‡	988 (27)
‡516395	‡552943	553780	36088	516443	516608	31268	316455	316283	—	312	988 (28)
—	554946	554710	—	—	—	—	—	‡523986	—	312	988 (29)
—	516651	‡553780	—	—	—	—	—	—	—	403	988 (30)
—	§554723	‡553780	—	—	—	—	—	—	—	312	§988 (31)
—	516651	553780	—	—	—	—	—	—	—	‡	— (32)
—	§554723	—	‡6088	516443	516608	31268	316455	316283	—	‡	— (33)
554771	554773	554772	—	—	—	—	—	‡523986	—	168	988 (34)
—	—	‡553780	36088	516443	516608	31268	316455	316283	—	‡	‡ (35)
‡ Pilot Lens	‡ Backshell	‡ Interior, Pilot						‡ Ring, Ammeter		‡ Lamp supplied less main bulb § Speedo Illumination	
§ Speedo-meter Grommet	§ Speedo Illumination Cable										

SIDE, STOP TAIL AND NUMBER PLATE LAMPS AND PARTS




DESCRIPTION		Description	Finish	Rim or Door	Screw, Rim Fixing	Wires, Fixing
For Illustration see				Page 22	Page 22	Page 22
Ordering No.	Model					
(1) A52153A	LD109A	Side lamp	Black	522644	523429	522869
(2) A52154A	LD109A	Side lamp	B./C.P.R.	521989	523429	522869
(3) A52184B	517	Pilot light	C.P.R.	516556	—	—
(4) A53056A	MT211	Tail lamp	Black	‡526239	—	—
(5) A53128E	464	Side lamp	C.P.R.	‡573153	572072	—
(6) A53139B	467/I	Tail lamp	C.P.	—	—	—
(7) A53140B	480	Tail lamp	B./C.P.R.	526300	—	—
(8) A53182B	477/I	Stop Tail lamp	B./C.P.R.	526310	—	—
(9) A53216A	477/I	Stop Tail lamp	B./C.P.R.	526310	—	—
(10) A53256A	529	Stop Tail and Number Plate lamp	Red Diakon	—	133551	—
(11) A53269A	525 ✓	Stop Tail lamp	Red Diakon	573819 ✓	‡526410 572072	—
(12) 57048A	RER5	Reflex reflector	—	—	—	—
			B./C.P.R. Black, chromium plated rim C.P.R. Chromium plated rim C.P. Chromium plated	‡ Base and Flange	‡ Base, Fixing	

AMMETERS

Ordering No.	Model	Bezel Finish	Dial Finish	Dial Reading	Special Features
36084	CZU27	Chromium plated	Black	— +	Magneto ignition
36085	CZU27	Chromium plated	White	— +	Coil ignition
36088	CZU27	Chromium plated	White	— —	Magneto ignition
36129	BM4	Chromium plated	Black	8-0-8	12 o'clock illumination
*36168	CZU27	Chromium plated	Black	8-0-8	Magneto ignition
* See Supersession Chart					

SIDE, STOP TAIL AND NUMBER PLATE LAMPS AND PARTS



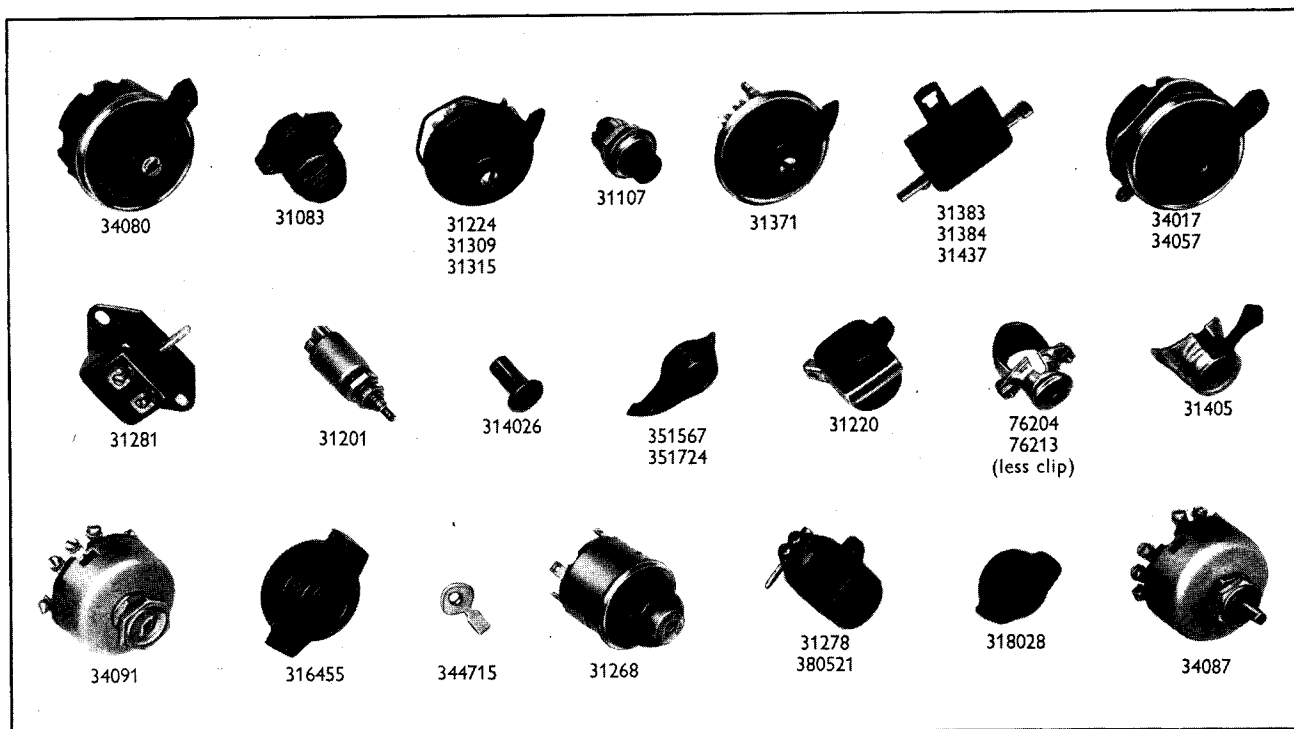
Lens	Reflector	Bulb Holder or Interior	Bead	Body	Grommet	Nut or Base, Fixing	Sundry Parts, Set	Bulb
Page 22-23	Page 22	Page 22-23	Page 22-23	Page 22-23	Page 22-23	Page 22-23	Page 23	Page 19
571211	525849	524990	—	—	—	181266	—	200 (1)
571211	525849	524990	—	—	—	181266	—	200 (2)
516386	—	553780	516395	—	‡516553	—	—	988 (3)
526228	—	500181	—	526232	§571395	—	—	200 (4)
571990	—	552103	571979	—	526302	—	—	200 (5)
572611	—	—	—	572604	572039	—	572588	988 (6)
—	—	—	—	526320	‡572595	—	—	200 (7)
—	—	—	—	526322	526323	—	—	352 (8)
—	—	—	—	526320	526323	—	—	200 (9)
526404	—	554719	—	—	573825	526408	—	988 (10)
‡526406	—	860428	—	—	‡573814	—	—	352 (11)
—	—	—	—	—	573825	—	—	— (12)
—	—	—	—	—	‡573814	—	—	—
‡ Window, Number Plate					‡ Gasket § Connector			

WARNING LIGHTS AND PARTS

DESCRIPTION		Bezel Finish	Window	Set of Fixing Parts	Cover and Window	Bulb					
For Illustration see				Page 23	Page 23	Page 19					
Ordering No.	Model and Type	Chrome	Green	318864	318891	970					
38028D	WL3-I L8										
38029B	WL3-I L9						Chrome	Red	318864	318896	970
*38040A	WL3-I LI5						Chrome	Red	318864	318896	970
* See Supersession Chart											



SWITCHES AND PARTS




Ordering No.	Model	Lever or Knob	Special Features	Suitable for
31083	SS3	—	Single hole, panel fixing; operated by ignition key	Ignition
31107	SS5	—	Chromium plated bezel; plain walnut knob	Ignition cutout
31201	PS7-1	—	Single hole fixing; metal panel fitting	Lighting
31220	99	—	Two-hole clip fixing for $1\frac{3}{8}$ " bar	Dipper
31224	U39	351567	Three position; marked 'OFF-L-H'; black base and lever	Lighting
31268	PRS4	316455	Four position; black dial; chromium plated bezel	Lighting and ignition
31278	99	—	Soldered type cable terminals; 1" fixing clip	Dipper
31281	54C	—	Two-hole fixing; brake operated	Stop lamp
31309/S	U39	—	Four position; marked 'OFF-P-H-DIRECT'	Lighting
31315	U39	351724	Three position; marked 'OFF-L-H'; black base and lever	Lighting
*31340	U39	351567	Three position; marked 'OFF-L-H'; black base and lever	Lighting
31371	RS39	351567	Three position; marked 'OFF-L-H'; chromium plated bezel	Lighting
*31376	SS5	—	Plain black knob; chromium plated cover	Ignition cutout
31383	22B	—	'Push' operation; black finish; less clip and screw	Stop lamp
31384	22B	—	'Pull' operation; black finish; less clip and screw	Stop lamp
31405	9	—	Chromium plated finish; screwed to handlebar	Dipper
31437	22B	—	As 31384, but fixing on opposite side	Stop lamp
34017	PLC6	—	Three position; marked 'OFF-LOW-HIGH'	Lighting and ignition
34057	PLC6	—	Three position; marked 'OFF-LOW-HIGH'	Lighting and ignition
34080	PLC5	‡344715	Three position; marked 'OFF-LOW-HIGH'	Lighting and ignition
34087	PRS6	318028	Three position; for use with RM12 Alternator	Lighting
34091	PR1/2	—	Three position with lock and key	Lighting and ignition
76204	4A	—	Chromium plated; $\frac{7}{8}$ " clip fixing	Ignition cutout
76213	4A	—	Similar to 76204, but less clip	Ignition cutout
*031218	PS7-1	314026	Single hole fixing; as 31201, but complete with knob	Lighting
380521	99	—	Similar to 31278; $\frac{7}{8}$ " clip fixing	Dipper
* See Supersession Chart		‡ Key		

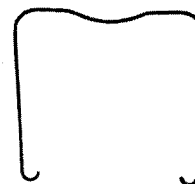
REGULATORS AND PARTS

76204
76210


76206

33109
33141

76200




391453



MODEL MCR2

315543
315723315714
315738

315726



391454

DESCRIPTION		Cover	Clip	Regulator
For Illustration see		Page 25	Page 25	Page 25
Ordering No.	Model and Type	391454	391453	33109B 33141A
37097B	MCR2 L			
37144A	MCR2 L3			

HORN PUSHES

Ordering No.	Model	Special Features
76200	HP26	Chromium plated; special fitting, screwed into handlebar
76204	4A	Chromium plated; $\frac{7}{8}$ " clip fixing
76206	4A	Chromium plated; screw fixing; suitable for $\frac{7}{8}$ " bar
*76207	HP26	Similar to 76200, but less saddle
*76209	HP26	Similar to 76200, but larger saddle, which is cadmium plated
76210	4A	Similar to 76204, but 1" clip fixing
* See Supersession Chart		

SWITCH SPRINGS (Stop Tail)

Ordering No.	Overall Length
315543	$3\frac{3}{4}$ "
315714	$1\frac{9}{16}$ "
315723	3"

Ordering No.	Overall Length
315726	$7\frac{1}{4}$ "
315738	$2\frac{1}{8}$ "



SUPERSESSION CHART

Original Part No.	Replacement Part No.	Original Part No.	Replacement Part No.
31340	31315	51103	51104
31376	31107	51107	51108
36168	36084	51111	51106
38040	38029	51126	51128
42111	42248	51133	51129
42114	42248 and Switch 76204	70001	70048
42264	42263	70092	70048
50827	51113	76207	76200
50866	50898	76209	76200
50872	50898	031218	31201 and Knob 314026
50906	50931	069239	069225
50940	50791	069380	069225
50945	50951	069428	069225
50946	51113	069446	069225
50964	51096	069467	069343
50965	50952	069468	069225
51060	50952	069469	069225
51069	50951		