

# Spare Parts List for the

# Norton

**1949 ~ 1950**

**Model 7 Dominator Twin**

Reproduced from original Norton material  
with permission of the Norton copyright holders  
by

Heidelberg Desktop Publishing  
1 Simon Court, Heidelberg 3084, Australia

Fax: +61 3 9459 3337, e-mail: <witepr@techinfo.com.au>

© HDT 1999, unauthorised copying prohibited



# SPARE PARTS LIST

1949—1950 Model 7  
DOMINATOR TWIN

---

PRICE - 2S. 6D.

---

NORTON MOTORS LIMITED  
Bracebridge Street, Birmingham 6, England  
Phone Aston Cross 0776-7-8 (Private Branch Exchange)  
Grams "Nortomo, Birmingham."

## INDEX

	Page		Page
Air control lever ....	11	Kickstarter parts ....	17
Amal carburetter ....	8	Lamp (front) ....	26
Battery carrier ....	26	Lamp (rear) ....	27
Cable clips (rubber) ....	27	Magneto and drive parts ....	7
Carburetter ....	8	Main bearings ....	5
Chain (front) ....	23	Mudguard (front) ....	25
Chain (rear) ....	23	Mudguard (rear) ....	25
Chain adjuster (front) ....	15	Number plate (front) ....	25
Chain adjuster (rear) ....	23	Number plate (rear) ....	25
Chaincase and fittings (front) ....	21	Oil gauge and fittings ....	15
Chainguard (rear) ....	21	Oil pipes and fittings ....	13
Clutch control lever ....	11	Oil pump parts ....	7
Clutch group ....	17	Oil tank and fittings ....	13
Connecting rods and fittings ....	8	Petrol tank and fittings ....	13
Control cable adjuster and nipples ....	11	Pillion footrests ....	26
Control cables ....	11	Pistons and rings ....	8
Crankcase and engine plate bolts, nuts and washers ....	5	Positive footchange parts ....	19
Crankcase and fittings ...	5	Prop stand and fittings ....	25
Crankcase pressure and breather fittings	5	Push rods and tappets ...	6
Crankshaft ...	5	Rear brake pedal and fittings ....	21
Cylinder barrel ....	7	Rear chainguard ....	21
Cylinder head ....	7	Rear lamp and fittings...	27
Cylinder head and barrel studs and bolts	7	Rear mudguard stays and fittings	25
Dynamo drive parts and securing fittings	6	Rear number plate ....	25
Electric horn and fittings ....	27	Rear springing ....	23
Engine plates ....	23	Rear wheel and fittings ....	19
Engine sprocket ....	23	Rings ....	8
Engine steady stay and fittings...	6	Rocker box fittings ....	6
Exhaust pipes and fittings ....	9	Saddle and parts ....	26
Float chamber and parts ....	8	Silencers ....	9
Flywheel ....	5	Speedometer and fittings ....	26
Footchange parts ....	19	Spokes ....	21
Forks (front) ....	9	Stand (front) ....	26
Frame ....	23	Stand (prop) ....	25
Frame rear springing ....	23	Steering damper ....	9
Front brake lever ....	11	Tappets ....	6
Front mudguard, stays and fittings ...	25	Timing gear and fittings ....	6
Front number plate ....	25	Tools ....	27
Front stand ....	26	Tool-box ....	26
Front wheel and fittings ...	19	Transfers ...	27
Gearbox axle sprocket ....	17	Twist grip ....	11
Gearbox fixing bolts ....	15	Valves, guides, springs, etc. ....	7
Gearbox front chain adjuster ....	15	Voltage regulator and fittings ....	27
Gearbox pinions, shafts and bearings...	15	Wheel (front) ....	19
Gearbox shell ....	15	Wheel (rear) ....	19
Handlebar and fittings ....	11	Wheel rims and spokes ...	21
Headlamp and parts ....	26		
Horn and fittings ....	27		
Hub parts (common to front and rear)	21		

### INSTRUCTIONS FOR ORDERING SPARE PARTS.

This Spare Parts List deals with replacement parts for 1949-1950 Model 7 Dominator Twin.

It is most essential that the Engine and Frame Number of the machine is stated. The Engine Number is to be found on the transmission side of the Crankcase, and the Frame Number is stamped on the Head Lug of the Frame, below the steering damper anchor plate. It is always advisable to order parts on a separate sheet, and not to include on the same sheet other matter of a different nature; this facilitates prompt despatch.

It is found in a number of instances that money orders and postal orders are sent in parcels containing patterns; this is inadvisable. We strongly recommend parts as patterns being despatched separately, and a covering letter sent containing the remittance for replacement parts.

### RETURNING MACHINES FOR OVERHAULING.

When returning machines or parts for repair or overhaul, these should be sent carriage paid, and with the sender's name and address in full **securely** attached. It is also advisable to state on the tally that a letter has been sent respecting the parts, and giving the date. All easily detached fittings should be removed, such as Lamps, Horns, Tool Bags, Speedometers, etc.; these are liable to be lost or damaged in transit, and the Company cannot accept any responsibility for them.

### ESTIMATES FOR REPAIRING MACHINES.

We are always prepared to give approximate estimates for the cost of repairs; it is quite impossible to give a firm quotation. Additional parts may be found necessary during the process of repair, unforeseen when preparing an estimate. Should our estimate for repair not be accepted, a charge may be made in accordance with work entailed in dismantling and re-assembling. When we give an estimate for the cost of repairs, and this is curtailed by the owner, we cannot accept any responsibility for the performance of the machine; it is always preferable to accept our estimate in full.

### TERMS OF BUSINESS.

Our terms are strictly nett cash with order or cash against prepayment invoice. The exact amount, plus 5% to cover postage or carriage and packing (subject to a minimum of 6d.), packing cases or crates to be extra, must be remitted, or when the cost of the parts required is unknown, a sum likely to cover the cost should be enclosed; if the amount remitted is more than the cost of the parts that are ordered, the balance will be returned. Cheques and postal orders should be made payable to "Norton Motors, Ltd.," and crossed Barclays Bank, Ltd. Prices quoted in this list do not include the cost of carriage or fitting. We reserve the right to alter prices or specification of any parts at any time without notice. Where parts are urgently required, remittance may be sent by Telegraphic Money Order, **but it is absolutely essential that the sender fill in his name and address in the space provided on the Post Office Money Order Form.** Unless this is done, the Post Office do not give us the information in the telegram. It is necessary that all orders given by wire or 'phone should be confirmed by letter at the earliest opportunity.

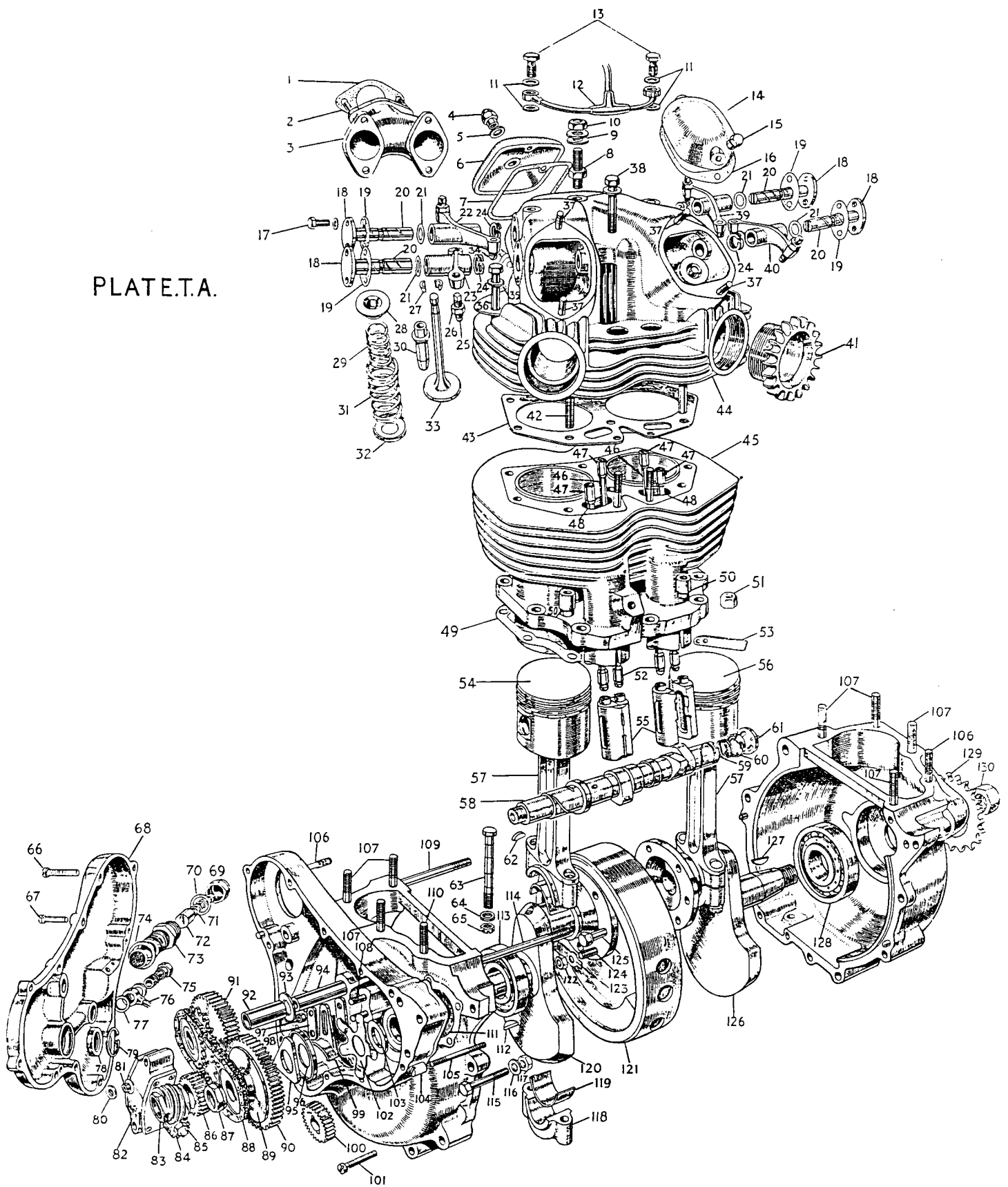
### DEPOSIT ACCOUNT.

We strongly recommend riders of our machines to open a deposit account; this can be done by depositing with us not less than £10. This will ensure goods to that value being despatched with the least possible delay. When ordering by 'phone, wire or post, this often avoids great inconvenience, and for the benefit of the depositor, a monthly statement of account is rendered, showing credit balance. Under no circumstances whatever can parts be despatched without remittance covering same has been sent, unless a deposit account is opened. Should the machine be disposed of at a later date, we are always prepared to remit any amount that may be remaining.

### PARTS BY C.O.D. SYSTEM.

Unless remittance is received with order, parts are despatched by C.O.D. System or against proforma invoice at our discretion.

PLATE T.A.



PART No.	PLATE No.	DESCRIPTION	QTY.
<b>CRANKCASE AND FITTINGS.</b>			
D12/1	....	Crankcase with timing cover	....
D12/6	.... TA/68	Crankcase timing cover	....
T2236	....	Paper washer for timing cover	....
D12/704	....	Crankcase timing side	....
D12/703	....	Crankcase driving side	....
(NOTE.—Half crankcases and timing cover cannot be supplied separately. Therefore, it is necessary to return sound half for matching in the works.)			
D12/18/TS	....	Crankcase camshaft bush timing side	....
D12/18/DS	....	Crankcase camshaft bush driving side	....
D12/2 (L)	.... TA/107	Crankcase cylinder base stud ( $\frac{3}{8}$ in. diam.)	7
D12/2 (S)	.... TA/110	Crankcase cylinder base stud ( $\frac{5}{8}$ in. diam.)	2
D12/3 (L)	.... TA/51	Crankcase cylinder base stud nut ( $\frac{3}{8}$ in.)	7
D12/3 (S)	.... TA/50	Crankcase cylinder base stud nut ( $\frac{5}{8}$ in.)	2
E3336	....	Crankcase drain plug	....
10009	....	Crankcase drain plug washer	....
D12/912	....	Crankcase and magneto joint washer	....
10940	.... TA/66	Timing cover screws (long)	6
E6980	.... TA/67	Timing cover screws (short)	5
D12/913	.... TA/78	Timing cover mainshaft oil seal	....
D12/914	.... TA/79	Circlip for mainshaft oil seal	....

**CRANKCASE PRESSURE AND BREATHER FITTINGS.**

D12/915	....	Timing cover pressure valve complete	....
D12/916	.... TA/73	Pressure release valve body	....
D12/917	.... TA/72	Piston for release valve	....
D12/918	.... TA/71	Pressure release valve spring	....
D12/919	.... TA/74	Washer for release valve body	....
D12/920	.... TA/69	Nut for release valve body	....
D12/921	.... TA/70	Washer for release valve body nut	....
D12/708	....	Crankcase breather pipe with flange	....
D12/923	....	Crankcase breather pipe securing bolt	....

**FLYWHEEL, CRANKSHAFT AND MAIN BEARINGS.**

D12/24	....	Flywheel and crankshaft assembly with con rods	....
D12/924	.... TA/121	Flywheel	....
D12/705	.... TA/120	Crankshaft, timing side	....
D12/706	.... TA/126	Crankshaft, driving side	....
D12/925	.... TA/125	Flywheel and crankshaft bolt	4
D12/926	.... TA/124	Flywheel and crankshaft stud	2
D12/927	.... TA/122	Flywheel and crankshaft bolt or stud nut	8
D12/928	....	Dowel for Flywheel	....
D12/929	.... TA/123	Retaining plate for flywheel dowel	2
D12/30	.... TA/113	Mainshaft ball bearing (timing side)	....
D12/930	.... TA/96	Mainshaft ball bearing sealing washer	....
D12/32	.... TA/128	Mainshaft roller bearing (driving side)	....
D12/931	....	Driving side shaft sealing washer	....
D12/46	....	Mainshaft packing washer (as necessary)	....

**CRANKCASE AND ENGINE PLATE BOLTS, NUTS AND WASHERS.**

T2013	.... TA/109	Stud crankcase, top rear, $\frac{3}{8}$ in.	1
T2015	.... TA/114	Stud crankcase, top front, $\frac{5}{8}$ in.	1
10940	.... TA/101	Screw crankcase sump	2
13870	.... TA/115	Bolt, short, crankcase boss	1
E3223	.... TA/117	Nut for bolt, crankcase boss, $\frac{5}{8}$ in.	1
E5456	.... TA/116	Washer for bolt	3
T2194	....	Nut for top crankcase stud, $\frac{5}{8}$ in.	1
E4262	....	Bolt, crankcase to engine cradle	3
E5456	....	Washer for bolt, crankcase to engine cradle	6
E3223	....	Nut, crankcase to engine cradle	3
T2012	....	Stud, crankcase to engine plate, $\frac{3}{8}$ in.	4
T2213	....	Stud, crankcase to engine plate (for side prop stand, 1950)	....
E5455	....	Washer for stud, crankcase to engine plate	8
E3224	....	Nut for stud, crankcase to engine plate	8
E4256	....	Bolt, engine plate to frame, front	1
E3238	....	Nut for bolt, engine plate to frame, front	1
E5377	....	Washer for bolt, engine plate to frame, front	8
E4268	....	Bolt, engine plate to frame, rear, $\frac{7}{8}$ in. x $\frac{7}{8}$ in.	2

PART No.	PLATE No.	DESCRIPTION	QTY.
<b>ENGINE STEADY STAY AND FITTINGS.</b>			
D12/932	....	Engine steady stay	....
T12171	.... TA/8	Stud for steady stay, frame or cylinder head	....
E3224	.... TA/10	Nut for steady stay stud	2
E5376	.... TA/9	Washer for steady stay stud	2
<b>TIMING GEAR FITTINGS.</b>			
D12/790	.... TA/58	Camshaft	....
D12/774	....	Camshaft washer	....
D12/933	.... TA/61	Camshaft Breather stationary plate	....
D12/934	.... TA/60	Camshaft breather rotary plate	....
D12/935	.... TA/59	Camshaft breather spring	....
D12/58	.... TA/86	Half time pinion	....
E3683	.... TA/112	Half time pinion key	....
D12/936	.... TA/95	Half time pinion backing washer	....
D12/937	.... TA/91	Intermediate gear with sprockets	....
D12/938	.... TA/92	Bush for intermediate gear	....
D12/939	.... TA/93	Washer for intermediate gear	....
D12/940	.... TA/94	Intermediate gear wheel spindle	....
D12/941	..	Circlip for gear wheel spindle	....
D12/79	.... TA/89	Camshaft sprocket	....
E3683	.... TA/62	Camshaft sprocket key	....
D12/942	.... TA/87	Camshaft sprocket nut	....
<b>PUSH RODS AND TAPPETS.</b>			
D12/82 (In.)	TA/46	Push rod complete (inlet)	2
D12/82 (Ex.)	TA/48	Push rod complete (exhaust)	2
D12/86	.... TA/47	Push rod top	4
D12/83	.... TA/52	Push rod ball end	4
D12/75	.... TA/55	Tappet	4
D12/943	.... TA/53	Tappet locating plate	2
D12/944	....	Tappet locating plate screw	4
<b>ROCKER BOX FITTINGS.</b>			
D12/99 (R.H.)	TA/22	Rocker, inlet (right hand)	....
D12/99 (L.H.)	TA/39	Rocker, inlet (left hand)	....
D12/100(R.H.)	TA/23	Rocker, exhaust (right hand)	....
D12/100(L.H.)	TA/40	Rocker, exhaust (left hand)	....
D12/104	.... TA/34	Rocker ball end	4
D12/803	.... TA/25	Rocker adjuster screw	4
D12/804	.... TA/26	Rocker adjuster screw nut	4
D12/97	.... TA/20	Rocker shaft	4
D12/945	.... TA/19	Rocker shaft locking plate	4
D12/946	.... TA/18	Rocker shaft fixing plate	4
D12/947	....	Rocker shaft locking plate washer	4
D12/948	....	Rocker shaft fixing plate washer	4
D12/949	.... TA/17	Rocker shaft fixing plate bolt	8
D12/950	.... TA/24	Rocker shaft spring washer	4
D12/951	.... TA/21	Rocker shaft thrust washer	4
D12/93F	.... TA/14	Rocker box cover (front)	2
D12/952	.... TA/37	Rocker box cover stud (front)	4
D12/953	.... TA/15	Rocker box cover stud nut (front)	4
D12/95F	.... TA/16	Rocker box cover washer (front)	2
D12/93R	.... TA/6	Rocker box cover (rear)	....
D12/954	....	Rocker box cover stud (rear)	....
D12/955	.... TA/4	Rocker box cover stud nut (rear)	....
D12/956	.... TA/5	Rocker box cover stud nut washer (rear)	....
D12/95R	.... TA/7	Rocker box cover washer (rear)	....
<b>DYNAMO DRIVE PARTS AND SECURING FITTINGS.</b>			
D12/957	.... TA/90	Fibre gear for dynamo drive	....
D12/1012	.... TA/103	Fibre gear distance piece	....
D12/958	.... TA/102	Friction spring for fibre gear	....
D12/959	....	Plate for friction spring	....
D12/960	....	Locating peg for friction spring	....
D12/1013	.... TA/100	Dynamo steel driven pinion	....
D12/961	.... TA/88	Dynamo drive chain	....
200737	....	Brush set for dynamo	per set

PART No.	PLATE No.	DESCRIPTION	QTY.
<b>DYNAMO DRIVE PARTS AND SECURING FITTINGS—cont.</b>			
D12/962	....	Dynamo securing strap	....
D12/963	....	Dynamo securing strap dowel	....
D12/964	....	Dynamo securing strap roller	....
D12/965	....	Dynamo securing strap screw	....
D12/966	TA/105	Stud securing dynamo to crankcase	3
D12/967	TA/104	Nut for stud securing dynamo to crankcase	3
D12/968	TA/99	Tensioner slipper for dynamo chain	....
D12/969	TA/108	Stud securing chain tensioner to crankcase	2
D12/970	TA/97	Stud nut securing chain tensioner to crankcase	2
D12/971	TA/98	Plate for chain tensioner	2
T2184	TA/111	Dynamo sealing washer	....
<b>MAGNETO AND DRIVE PARTS.</b>			
D12/113	....	Magneto chain	....
T2191	....	Paper washer for magneto	....
47508	....	Magneto sprocket with automatic advance and retard unit	....
458644	....	Pick up assembly (left hand)	....
458643	....	Pick up assembly (right hand)	....
451260	....	Brush and spring for pick up	2
458619	....	Contact breaker cover	....
470534	....	Contact breaker	....
470609	....	Contact breaker points (set)	....
455191	....	Brush spring and holder (magneto to earth)	....
455190	....	Brush and spring (magneto to earth)	....
T2089	TA/106	Bolt securing magneto to crankcase	3
E3223	....	Nut for bolt securing magneto to crankcase	3
E5456	....	Washer for bolt securing magneto to crankcase	3
<b>OIL PUMP PARTS.</b>			
D12/128	TA/82	Dry sump gear pump complete	....
A2/129	TA/85	Dry sump gear pump spindle nut	....
A2/130	TA/84	Pump spindle worm gear wheel	....
A2/131	....	Pump spindle worm gear wheel key	....
A2/132	TA/81	Pump body and timing cover connection bush	....
D12/133	TA/80	Pump body and timing cover connection washer	....
D12/134	TA/83	Mainshaft pump driving worm	....
E4440	....	Dry sump gear pump crankcase stud	2
E3231	....	Dry sump gear pump crankcase stud nut	2
<b>VALVES, GUIDES, SPRINGS, ETC.</b>			
D12/142	....	Valve (inlet)	2
D12/143	TA/33	Valve (exhaust)	2
D12/140	TA/30	Valve guide	4
D12/145	TA/29	Valve spring, inner	4
D12/146	TA/31	Valve spring, outer	4
D12/148	TA/32	Valve spring cup bottom	4
D12/147	TA/28	Valve spring cup top	4
D12/149	TA/27	Valve cotter (2 halves one cotter)	4
<b>CYLINDER HEAD, BARREL, STUDS AND BOLTS.</b>			
D12/135	TA/45	Cylinder barrel	....
D12/136	TA/44	Cylinder head	....
D12/137	TA/43	Cylinder head gasket	....
D12/157	TA/49	Cylinder base washer	....
D12/972	TA/36	Cylinder Head and barrel bolt (long), $\frac{3}{8}$ in.	4
D12/973	TA/38	Cylinder Head and barrel bolt (short), $\frac{3}{8}$ in.	1
D12/974	TA/35	Cylinder head and barrel bolt washer	5
D12/975	....	Cylinder head and barrel stud (front), $\frac{5}{16}$ in.	2
D12/976	....	Cylinder head and barrel stud nut (front), $\frac{5}{16}$ in.	2
D12/977	TA/42	Cylinder head and barrel stud (front and rear), $\frac{3}{8}$ in.	3
D12/978	....	Cylinder head and barrel stud nut (front), $\frac{3}{8}$ in.	2
D12/979	....	Cylinder head and barrel stud nut (rear), $\frac{3}{8}$ in.	1
D12/980	TA/2	Stud for carburetter fixing	2
D12/981	....	Stud nut for carburetter fixing	2
D12/982	....	Stud washer for carburetter fixing	2



PART No.	PLATE No.	DESCRIPTION	QTY.
<b>CYLINDER HEAD, BARREL, STUDS AND BOLTS—cont.</b>			
D12/727	TA/1	Paper washer for carburetter flange	1
D12/983	TA/3	Cylinder head carburetter manifold	1
D12/984		Fibre distance piece for manifold	2
D12/985		Stud securing manifold to cylinder head	4
D12/986		Nut for stud securing manifold	4
D12/987		Washer for stud securing manifold	4

**PISTONS AND RINGS.**

D12/702(L.H.)	TA/56	Piston complete, L.H.	1
D12/702(R.H.)	TA/54	Piston complete, R.H.	1
D12/160(L.H.)		Piston only, L.H.	1
D12/160(R.H.)		Piston only, R.H.	1
D12/161		Piston ring (compression)	4
D12/162		Piston ring (scraper)	2
D12/163		Gudgeon pin	2
D12/164		Gudgeon pin circlip	4
Pistons and Rings can be supplied in the following oversizes. State size when ordering: .005, .010, .020, .030, .040.			

**CONNECTING ROD AND FITTINGS.**

D12/158	TA/57	Connecting rod with small end bush	2
		Big end bearing and bolts	2
D12/159		Small end bush	2
D12/27	TA/119	Big end bearing (2 halves one rod)	2
D12/988	TA/118	Connecting rod big end cap (not supplied separately)	2
D12/989	TA/63	Big end cap bolt	4
D12/990	TA/64	Big end cap bolt washer	4
D12/991	TA/65	Big end cap bolt nut	4
D12/992		Big end cap bolt split cotter	4

**AMAL CARBURETTER.**

76AK/1AT		Amal-Norton carburetter complete	1
76/413		Mixing chamber	1
6/057		Jet block	1
6/423		Mixing chamber top	1
6/031		Mixing chamber cap ring	1
4/235		Fixing spring for cap	1
4/241		Screw for fixing spring for cap	1
4/035		Cable adjuster	1
6/132		Cable top hat ferrules	1
6/052		Throttle valve (6/3)	1
4/263		Throttle valve spring	1
4/060		Throttle Valve Cotter pin	1
6/065		Taper needle	1
4/230		Needle clip	1
6/045		Air valve	1
6/047		Air valve guide	1
4/046		Air valve spring	1
4/061		Needle jet	1
4/042		Main jet (170)	1
6/062		Mixing chamber union nut	1
6/040		Washer for mixing chamber union nut	1
4/043		Holding bolt for float chamber	1
4/053		Washer for holding bolt for float chamber	1
13/129		Pilot air adjusting screw	1
4/148		Pilot air adjusting spring	1
4/063		Throttle stop screw	1
16/010		Throttle stop screw lock nut	1
6/038		Air intake tube	1

**FLOAT CHAMBER AND PARTS.**

1AT		Float chamber complete	1
64/192		Float chamber body only	1
14/208		Float chamber cover complete	1
14/021		Float chamber cover lock screw	1

PART No.	PLATE No.	DESCRIPTION	QTY.
<b>FLOAT CHAMBER AND PARTS—cont.</b>			
14/301	....	Tickler complete	....
14/209	....	Tickler only	....
14/032	....	Tickler spring	....
14/289	....	Tickler cotter pin	....
14/210	....	Tickler stop	....
14/015	....	Float	....
14/014	....	Float bow spring	....
14/024	....	Float needle valve	....
13/153	....	Plug screw (body arm)	....
14/039	....	Wash for plug screw (body arm)	....
14/178	....	Seating lock nut	....
14/175	....	Seating washer	....

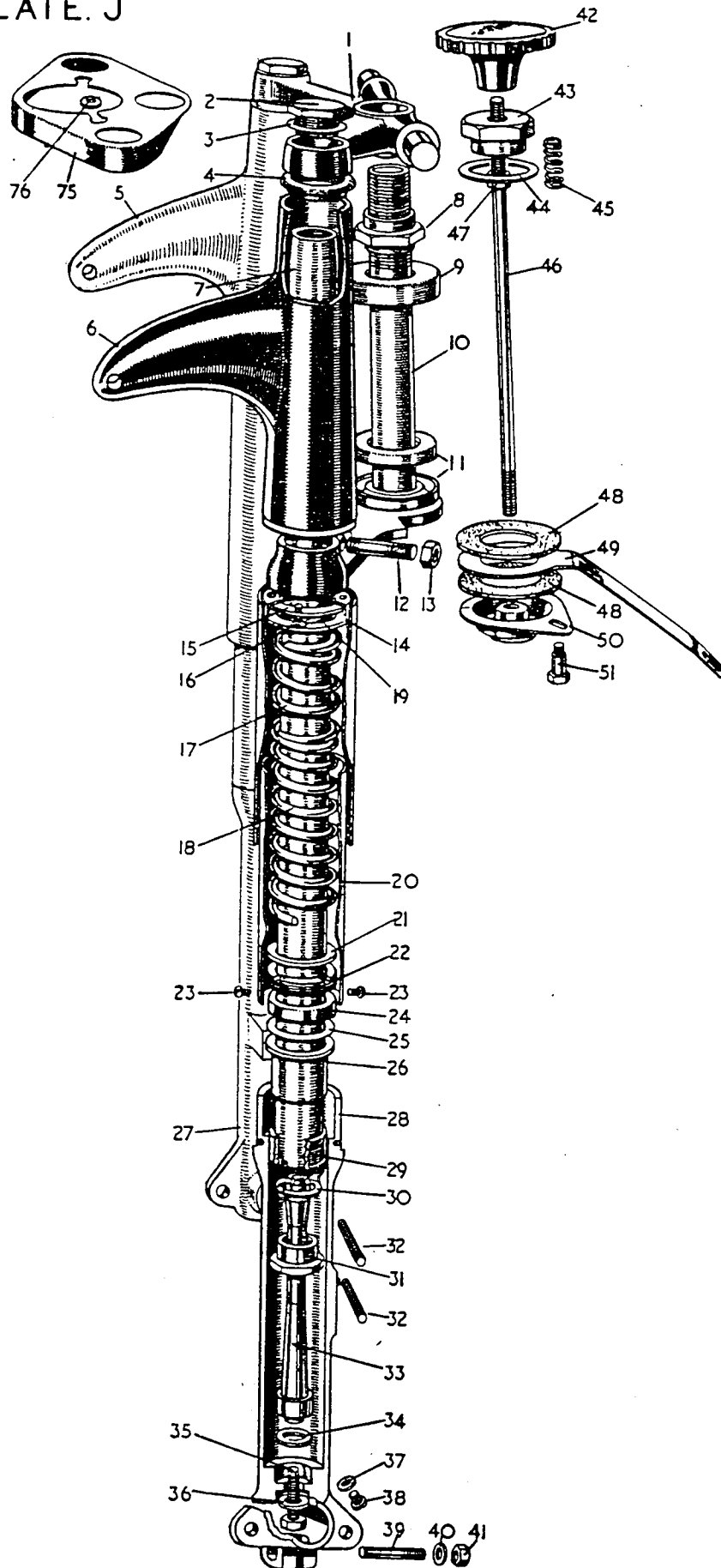
**EXHAUST PIPES, SILENCERS AND FITTINGS.**

D12/169	(R.H.)	Silencer (R.H.)	....	....
D12/169	(L.H.)	Silencer (L.H.)	....	....
D12/165	(R.H.)	Exhaust pipe (R.H.)	....	....
D12/165	(L.H.)	Exhaust pipe (L.H.)	....	....
D12/167	.... TA/141	Exhaust pipe locking nut (cylinder head)	....	2
D12/166	....	Exhaust pipe nut C. and A. washer	....	2
E3801	....	Silencer clip bolt	....	2
E3231	....	Silencer clip bolt nut	....	2
11796	....	Silencer clip bolt washer	....	2
E4268	....	Silencer rear attachment bolt	....	2
E5377	....	Silencer rear attachment bolt washer	....	2

**NORTON ROAD-HOLDER FORKS AND STEERING DAMPER.**

D12/170	....	Road-Holder fork complete	....	1
B2/605	.... J.7	Main tube	....	2
B2/606	.... J.29	Main tube bottom bush	....	2
B2/607	.... J.31	Main tube bottom bush locking nut	....	2
B2/608	.... J.30	Main tube bottom bush locking nut washer	....	2
D12/609	.... J.28	Fork end (left-hand)	....	1
13433	.... J.39	Fork end hub spindle pinch stud, near side	....	1
13434	.... J.41	Fork end hub spindle pinch stud nut	....	1
11776	.... J.40	Pinch stud washer	....	1
D12/611	.... J.27	Fork end (right-hand)	....	1
B2/612	.... J.38	Fork end drain plug	....	2
B2/613	.... J.37	Fork end drain plug washer	....	2
B2/614	.... J.26	Main tube top sleeve bush	....	2
B2/615	.... J.22	Main tube top sleeve bush locking ring	....	2
B2/616	.... J.24	Super oil seal	....	2
B2/617	.... J.25	Super oil seal paper washer	....	2
B2/618	.... J.17	Buffer spring	....	2
B2/619	.... J.19	Buffer spring leather washer (top)	....	2
B2/620	.... J.18	Main spring	....	2
B2/621	.... J.21	Main spring leather washer (bottom)	....	2
B2/622	.... J.14	Spring cover tube (top)	....	2
B2/623	.... J.15	Spring cover tube top securing plate	....	2
B2/624	.... J.16	Spring cover tube top securing plate screw	....	6
B2/625	.... J.20	Spring cover tube (bottom)	....	2
B2/626	.... J.23	Spring cover tube (bottom) securing screw	....	4
B2/627	.... J.33	Oil damper rod	....	2
B2/628	.... J.34	Oil damper rod fibre washer	....	1
C2/629	.... J.36	Oil damper rod plain washer	....	1
C2/630	.... J.35	Oil damper rod bolt	....	1
B2/631	.... J.75	Speedometer panel	....	1
B2/632	.... J.76	Speedometer panel control cable rubber grummett	....	2
B2/633	.... J.2	Main tube filler and retaining plug	....	2
B2/634	.... J.3	Main tube filler and retaining plug washer	....	2
B2/635	.... J.6	Main tube top cover (left-hand)	....	1
B2/636	.... J.5	Main tube top cover (right-hand)	....	1
B2/637	....	Main tube top cover name plate	....	2
B2/638	....	Main tube top cover name plate rivet (per set 2)	....	2
B2/639	.... J.4	Main tube top cover rubber ring	....	2
B2/201	.... J.42	Steering damper adjuster	....	1
B2/203	.... J.46	Steering damper adjuster rod	....	1
B2/202	.... J.45	Steering damper adjuster rod spring	....	1
B2/640	.... J.47	Steering damper adjuster rod spring lock-nut	....	1

PLATE. J



PART No.	PLATE No.	DESCRIPTION	QTY.
<b>NORTON ROAD-HOLDER FORKS AND STEERING DAMPER—cont.</b>			
B2/207	J.48	Steering damper friction disc	2
D12/206	J.49	Steering damper friction and anchor plate	1
B2/208	J.50	Steering damper bottom plate	1
B2/641	J.51	Steering damper bottom plate bolt	1
B2/172	J.10	Fork crown and column	1
B2/642	J.12	Fork crown main tube clamping stud	2
B2/643	J.13	Fork crown main tube clamping stud nut	2
B2/173	J.11	Fork crown or head clip ballrace	1
B2/644	J.9	Fork head clip ballrace cover	1
D2/174	J.1	Fork head clip	1
D2/175		Handlebar half clip	2
D2/176		Handlebar half clip pin	4
B2/645	J.8	Fork head race adjuster nut	1
B2/205	J.43	Fork crown and column locknut	1
B2/646	J.44	Fork crown and column locknut washer	1

**HANDLEBAR AND FITTINGS.**

D12/211	K 48	Handlebar bend	
---------	------	----------------	--

**AIR CONTROL LEVER.**

A2/216		Air control lever assembly complete	
A2/217	K.33	Air control lever only	
A2/218	K.32	Air control lever body	
A2/219	K.18	Air control lever top screw	
A2/220	K.19	Air control lever cap	
A2/221	K.20	Air control lever cap spring washer	
A2/222	K.21	Air control lever clip	
A2/223	K.22	Air control lever clip screw	2

**FRONT BRAKE AND CLUTCH CONTROL LEVERS.**

D12/224		Front brake lever assembly complete	
D12/225	K.38	Front brake lever only	
D12/226		Clutch lever assembly complete	
D12/227	K.1	Clutch lever only	
A2/228	K.4	Front brake or clutch lever body	
A2/222	K.11	Front brake or clutch lever clip	2
A2/223	K.15	Front brake or clutch lever clip screw	4
A2/229	K.12	Front brake or clutch lever pivot pin	2
A2/230	K.14	Front brake or clutch lever pivot pin nut	2
A2/873	K.13	Front brake or clutch lever pivot pin washer	2

**TWIST GRIP.**

A2/237		Twist grip complete	
A2/238	K.41	Twist grip top half clip	
A2/239	K.44	Twist grip bottom half clip	
A2/240	K.45	Twist grip clip fixing pin	2
A2/241	K.43	Twist grip control barrel	
A2/242	K.40	Twist grip control barrel adj. screw	
A2/236	K.39	Twist grip control barrel adj. screw nut	
A2/243	K.42	Twist grip control barrel adj. screw spring	
A2/244	K.79	Twist grip cable stop	
A2/245	K.46	Twist grip rubber	
A2/246	K.47	Dummy grip to match twist grip	

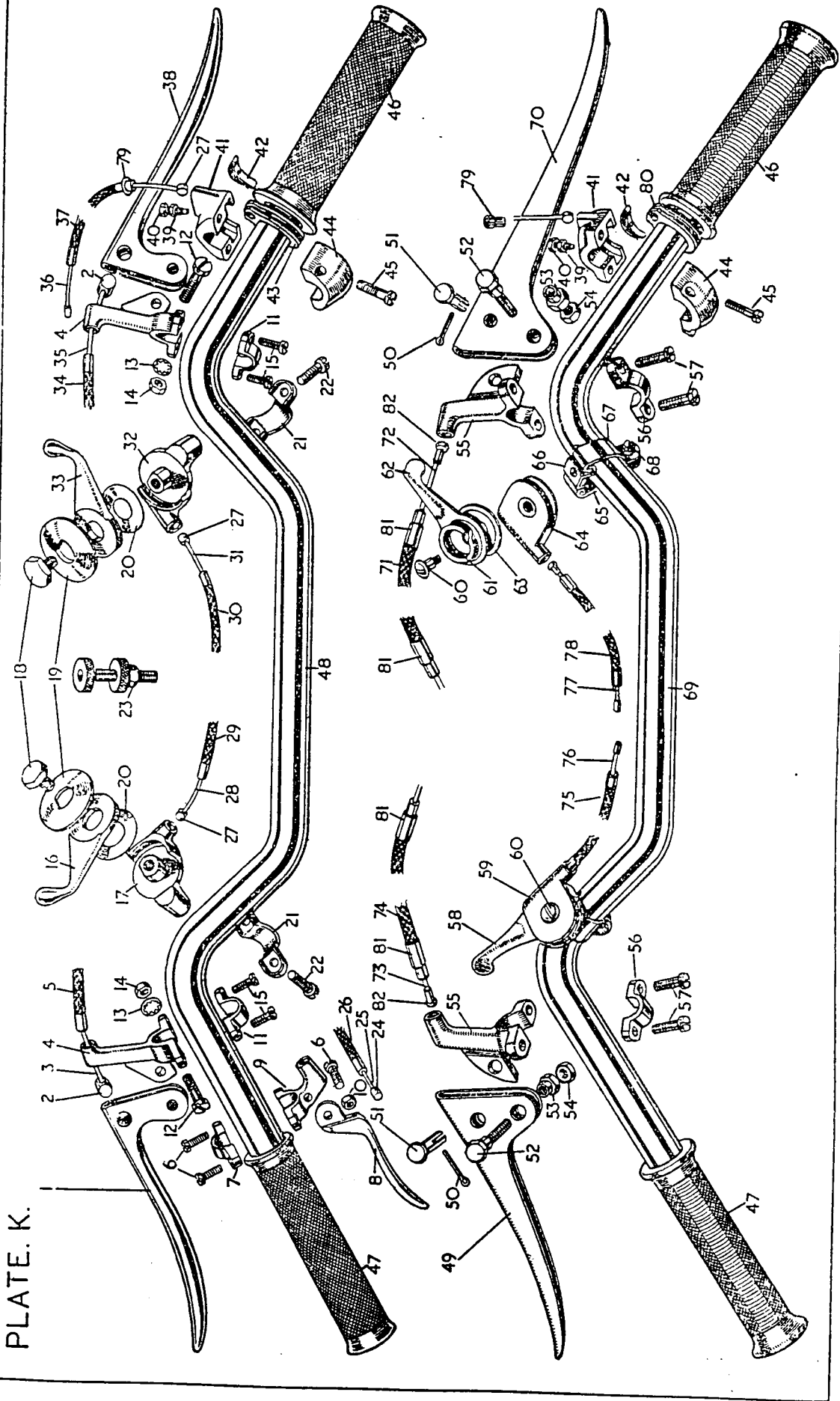
**CONTROL CABLE ADJUSTERS AND NIPPLES.**

A2/247	K.23	Front brake or clutch cable adjuster	2
A2/249	K.27	Air or throttle control cable nipple (handlebar end)	2
A2/251		Air or throttle control cable nipple (carburettor end)	2
A2/252	K.2	Clutch or front brake control cable nipple (handlebar end)	2
A2/253		Clutch control cable nipple (gearbox end)	
A2/254		Front brake cable nipple ("U" clip end)	

**CONTROL CABLES.**

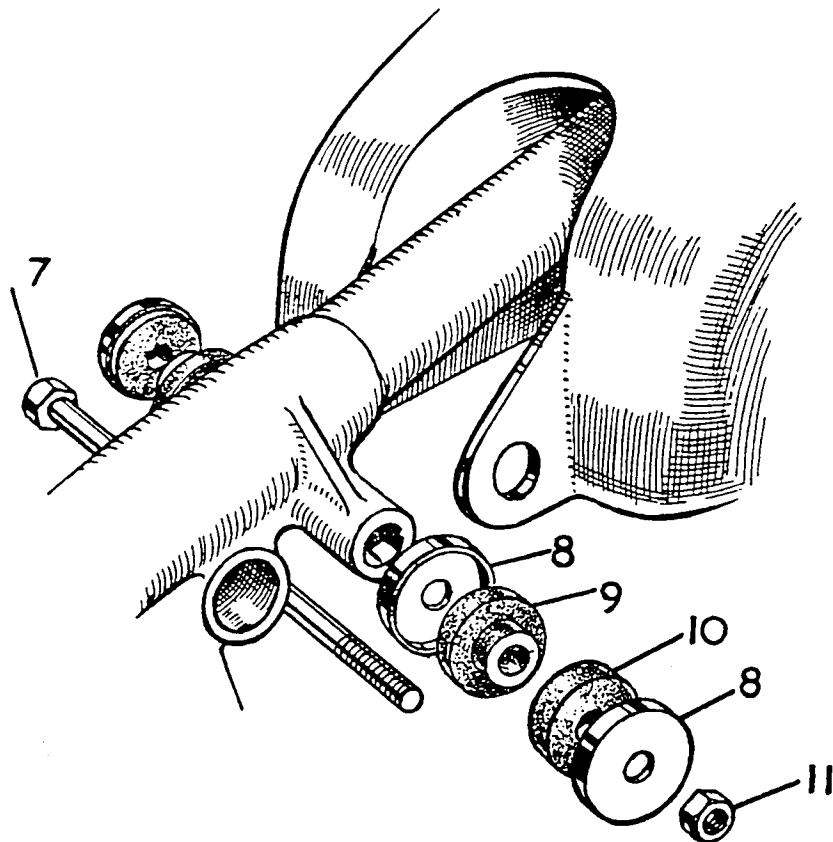
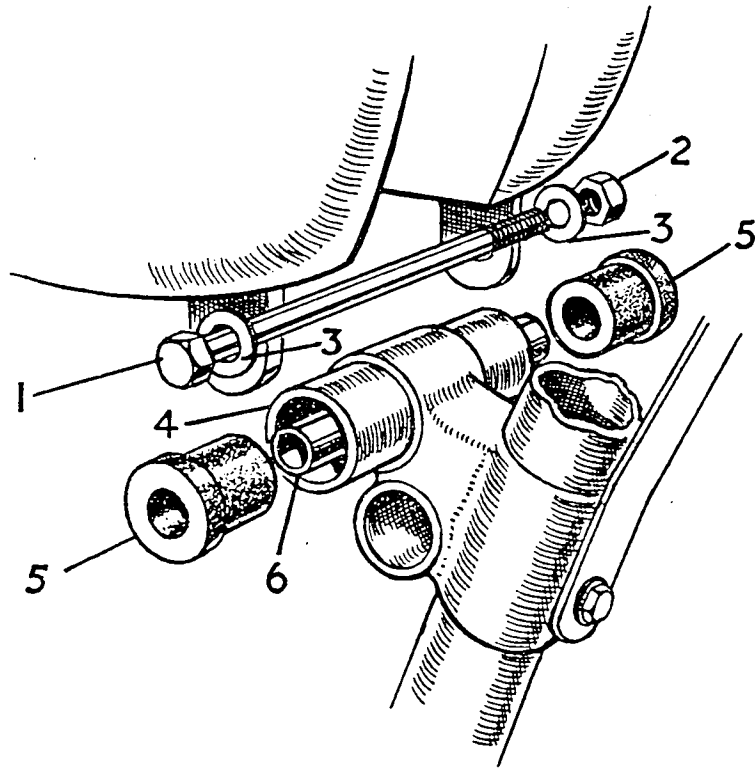
D12/265		Clutch control cable complete	
D12/266	K.5	Clutch control cable (outer)	
D12/267	K.3	Clutch control cable (inner)	

PLATE. K.



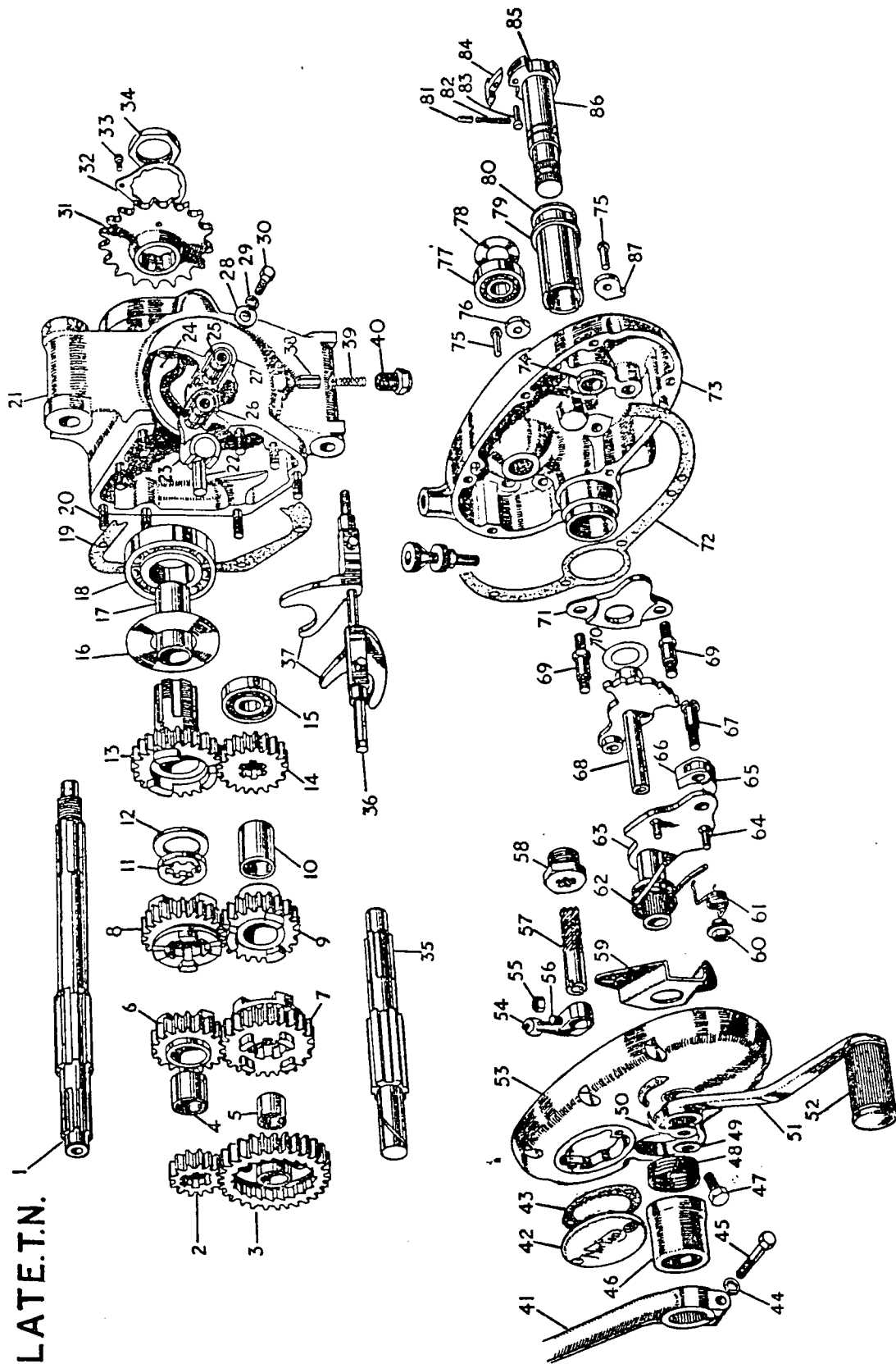
PART No.	PLATE No.	DESCRIPTION	QTY.
<b>CONTROL CABLES—cont.</b>			
D12/268		Front brake control cable complete	
A11M/269	K.71	Front brake control cable (outer)	
D12/270	K.35	Front brake control cable (inner)	
A2/259		Air control cable complete (inner and outer)	
A2/260	K.30	Air control cable (outer)	
A2/261	K.31	Air control cable (inner)	
D12/262		Throttle control cable complete (inner and outer)	
D12/263	K.37	Throttle control cable (outer)	
D12/264	K.36	Throttle control cable (inner)	
A2/709		Front brake cable "U" clip	
A2/427		Front brake cable "U" clip pin	
A2/195		Front brake cable "U" clip pin cotter	
<b>PETROL TANK AND FITTINGS.</b>			
D12/274		Petrol tank	
D12/841	TL/5	Rubber buffers front mounting	2
D12/279F	TL/4	Rubber buffer cup front mounting	2
14356	TL/6	Distance tube front mounting	
D12/837	TL/1	Bolt tank front mounting	
E3224	TL/2	Nut for front mounting bolt	
E5376	TL/3	Washer for front mounting bolt	2
D12/838	TL/7	Rear tank mounting bolt	
E3223	TL/11	Nut for rear tank mounting bolt	
14357	TL/9	Rear tank mounting rubbers (shouldered)	2
A2/278	TL/10	Rear tank mounting rubber, plain	2
A2/279	TL/8	Cup washer for plain rubber washer	4
D12/289		Petrol tank frame top tube packing rubbers	2
D12/282 (L.H.)		Knee grip (L.H.)	
D12/282 (R.H.)		Knee grip (R.H.)	
14434		Knee grip fixing pin	4
A11/285		Petrol tap	2
E5264		Petrol tap washer	2
D12/283 (L.H.)		Petrol pipe (L.H.)	
D12/283 (R.H.)		Petrol pipe (R.H.)	
A2/280		Petrol tank filler cap	
A2/710		Petrol tank filler cap washer	
A2/281		Petrol tank filler cap cotter pin	
<b>OIL TANK AND FITTINGS.</b>			
D12/290		Oil tank, less fittings	
A2/291		Oil tank filler cap	
A2/711		Oil tank filler cap washer	
A2/281		Oil tank filler cap cotter pin	
E3798		Oil tank fixing bolt	2
11796		Washer for oil tank fixing bolt	2
D12/297		Oil tank top fixing clip	
E3801		Oil tank bottom fixing bolt	
11796		Oil tank bottom fixing bolt washer	
E3336		Oil tank drain plug	
E5264		Oil tank drain plug washer	
D12/292		Oil tank union with filter	
A2/293		Oil tank union washer	
<b>OIL PIPES AND FITTINGS.</b>			
D12/993		Junction block for oil pipes	
D12/994		Hollow dowel for junction block	
D12/995		Paper washer for junction block	
D12/996		Sleeve nut for junction block	
D12/997		Washer for sleeve nut	
D12/295		Oil delivery pipe to junction box	
D12/296		Oil return pipe from junction box	
D12/699	TA/12	Oil pipe to rocker box	2
D12/700	TA/13	Oil pipe to rocker box banjo bolt	4
D12/701	TA/11	Washer for banjo bolt	
D12/998	TA/76	Pipe from crankcase to oil gauge	
D12/700	TA/75	Banjo bolt for oil gauge pipe	
D12/701	TA/77	Washer for banjo bolt	2

# PLATE T.L.



PART No.	PLATE No.	DESCRIPTION	QTY.
<b>OIL GAUGE AND FITTINGS.</b>			
D12/999 ....		Oil gauge ....	....
D12/1000 ....		Oil gauge fixing rod with adaptor	....
D12/1001 ....		Oil gauge securing strap ....	....
D12/1002 ....		Steel washer for oil gauge	....
D12/1003 ....		Rubber washer for oil gauge	....
D12/1004 ....		Oil gauge connection pipe	....
<b>GEARBOX SHELL.</b>			
D12/299 ....	TN/21	Gearbox shell with studs	....
D12/300 ....	TN/73	Gearbox end cover (inner)	....
D12/301 ....	TN/53	Gearbox end cover (outer)	....
D12/302 ....	TN/42	Gearbox clutch worm inspection cover	....
D12/647 ....		Clutch worm inspection cover screw	....
D12/1005 ....	TN/19	Paper washer between shell and inner cover	....
D12/1006 ....	TN/72	Paper washer for outer cover	....
D12/1007 ....	TN/43	Joint washer for inspection cover	....
D12/304 ....	TN/20	Gearbox cover stud	....
A2/307 ....		Gearbox cover stud nut (plain)	....
A11M/307		Gearbox cover stud nut (dome)	....
A2/308 ....		Gearbox stud spring washer	....
A2/309 ....		Gearbox outer plate fixing screw	....
E3336 ....		Gearbox oil drain plug	....
13765 ....		Oil level plug	....
13833 ....		Washer for oil level plug	....
<b>GEARBOX FIXING BOLTS.</b>			
D12/310 ....		Gearbox suspension bolt and nut	....
D12/313 ....		Gearbox suspension bolt nut	....
E5454 ....		Gearbox suspension bolt washer	....
A2/312 ....		Gearbox bottom bolt and nut	....
A2/313 ....		Gearbox bottom bolt nut	....
<b>GEARBOX FRONT CHAIN ADJUSTER.</b>			
D12/314 ....		Gearbox front chain adjuster bolt and nut	....
D12/1008		Gearbox front chain adjuster bolt only	....
D12/1009 ....		Gearbox front chain adjuster bolt nut	....
<b>GEARBOX PINIONS, SHAFTS AND BEARINGS.</b>			
A2/316 ....	TN/18	Main gear wheel bearing complete	....
A2/317 ....	TN/16	Main gear wheel oil retaining washer between main gear wheel and bearing	....
A2/318 ....		Main gear wheel sleeve bearing rollers (per set 13)	....
A2/319 ....	TN/12	Main gear wheel sleeve bearing roller retaining washer	....
A2/320 ....		Main gear wheel bearing oil retaining washer between gearbox shell and bearing	....
A2/321	TN/15/77	Mainshaft R.H. bearing or layshaft L.H. bearing	....
A2/323 ....	TN/78	Mainshaft bearing packing washer (end cover end)	....
D12/324 ....	TN/1	Main axle	....
A2/325 ....	TN/35	Layshaft	....
A2/326 ....	TN/13	Main gear wheel with bronze bush (1949)	....
E12/326 ....		Main gear wheel with bronze bush (1950)	....
A2/327 ....	TN/17	Main gear wheel bush (per pair) (1949)	....
E12/327 ....		Main gear wheel bush (per pair) (1950)	....
A2/328 ....	TN/11	Main axle thrust washer	....
A2/329 ....	TN/8	Main axle sliding pinion	....
A2/330 ....	TN/6	Main axle free pinion	....
A2/331 ....	TN/2	Main axle pinion	....
A2/332 ....	TN/14	Layshaft pinion	....
A2/333 ....	TN/9	Layshaft free pinion	....
A2/334 ....	TN/7	Layshaft sliding pinion	....
A2/335 ....	TN/4	Bush for main axle free pinion	....
A2/336 ....	TN/10	Bush for layshaft free pinion	....
A2/337 ....	TN/3	Low gear and kickstart wheel with bronze bush	....
A2/338 ....	TN/5	Bronze bush for kickstart and low gear wheel	....
A2/339 ....	TN/37	Striker fork	....
A2/340 ....	TN/36	Striker fork shaft	....





PART No.	PLATE No.	DESCRIPTION	QTY.
<b>GEARBOX PINIONS, SHAFTS AND BEARINGS -Cont.</b>			
D12/341	.... TN/24	Cam plate	....
D12/342	.... TN/25	Cam plate spindle	....
D12/343	.... TN/23	Cam plate quadrant with spindle	....
D12/344	.... TN/26/27	Cam plate or quadrant spindle bush	....
A2/346	.... TN/28	Cam plate or quadrant spindle washer	2
A2/347	.... TN/29	Cam plate or quadrant spindle spring washer	2
D12/348	.... TN/30	Cam plate or quadrant spindle bolt	2
D12/349	.... TN/22	Knuckle pin with head	....
A2/350	.... TN/38	Indexing plunger for cam plate	....
A2/351	.... TN/40	Indexing plunger bush	....
A2/352	.... TN/39	Indexing plunger spring	....
A2/372	....	Main axle nut	....
A2/373	....	Axle nut lock washer	....

**KICK-STARTER PARTS.**

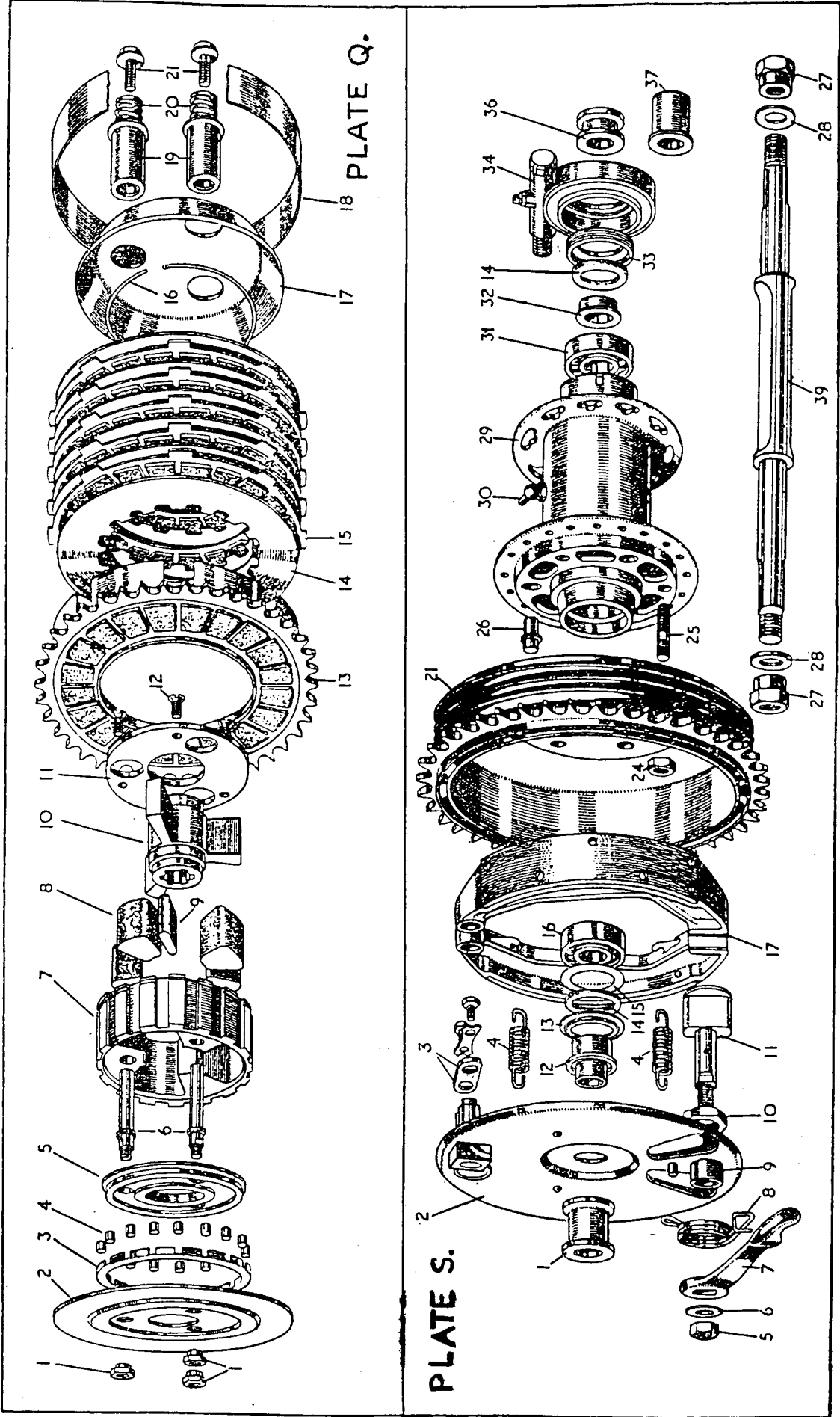
A2/353	.... TN/86	Kickstarter axle with bronze bush	....
A2/354	.... TN/85	Bronze bush for K.S. end of layshaft	....
A2/355	.... TN/79	Kickstarter axle cork washer	....
A2/356	.... TN/84	Kickstarter pawl	....
A2/357	.... TN/83	Kickstarter pawl pin	....
A2/358	.... TN/46	Kickstarter return spring cover	....
A2/359	.... TN/45	Kickstarter crank bolt	....
A2/308	.... TN/44	Kickstarter crank bolt washer	....
A2/360	.... TN/41	Kickstarter crank	....
A2/367	.... TN/48	Kickstarter return spring	....
B2/648	....	Kickstarter crank rubber	....
A2/361	.... TN/76	Kickstarter cam	....
A2/362	.... TN/75	Kickstarter cam or stop piece rivet	....
A2/363	.... TN/87	Kickstarter stop piece	....
A2/364	.... TN/80	Kickstarter bush	....
A2/365	.... TN/82	Kickstarter pawl spring	....
A2/366	.... TN/81	Kickstarter pawl spring plunger	....

**GEARBOX AXLE SPROCKET.**

D12/368	.... TN/31	Axle sprocket (1949)	....
E12/368	....	Axle sprocket (1950)	....
A2/369	.... TN/34	Axle sprocket locking nut	....
A2/370	.... TN/32	Axle sprocket nut locking plate	....
A2/371	.... TN/33	Axle sprocket locking plate screw	....

**CLUTCH GROUP.**

D12/374	....	Clutch assembly complete	....
D12/375	.... TN/57	Clutch worm	....
D12/376	.... TN/58	Clutch worm nut	....
D12/377	.... TN/54	Clutch worm lever	....
D12/378	.... TN/56	Clutch worm lever stud	....
GT158	.... TN/55	Clutch worm lever stud nut	....
A2/379	....	Clutch rod	....
A2/380	....	Thrust pin	....
D12/381	.... Q.2	Clutch back plate	....
A2/382	.... Q.3	Clutch roller cage	....
A2/383	.... Q.4	Clutch rollers (per set 13)	....
A2/384	.... Q.13	Clutch sprocket with inserts	....
A2/385	.... Q.7	Clutch body	....
A2/386	.... Q.5	Clutch body back cover plate	....
D12/387	.... Q.10	Clutch body centre	....
A2/388	.... Q.8	Clutch body centre rubber buffers, large (per set 3)	....
A2/389	.... Q.9	Clutch body centre rubber buffers, small (per set 3)	....
A2/390	.... Q.11	Clutch body front cover plate	....
A2/391	.... Q.12	Clutch body front cover plate screw	3
A2/392	.... Q.14	Clutch plate steel	6
A2/393	.... Q.15	Clutch friction plate with inserts	5
A2/394	....	Clutch friction plate inserts (per doz.)	100
A2/395	....	Clutch sprocket inserts (per doz.)	20
A2/396	.... Q.18	Clutch plate cover	....
A2/397	.... Q.17	Clutch outer plate	....
A2/398	.... Q.16	Clutch plate retaining ring	....
D2/399	.... Q.20	Clutch spring	3



PART No.	PLATE No.	DESCRIPTION	QTY.
<b>CLUTCH GROUP—cont.</b>			
D2/400	Q.19	Clutch spring box	3
D2/401	Q.6	Clutch spring stud	3
A2/402	Q.1	Clutch spring stud nut	3
A2/403	Q.21	Clutch spring screw	3

**POSITIVE FOOTCHANGE PARTS.**

D12/404	TN/50	Gearbox change speed indicator	
D12/405	TN/47	Gearbox speed indicator bolt	
D12/864	TN/49	Change speed indicator bolt washer	
D12/406	TN/51	Gear lever	
D12/407	TN/52	Gear lever rubber	
A2/408		Gear lever securing bolt	
D12/409	TN/59	Return spring cover plate	
D12/410	TN/62	Return spring for pawl carrier	
D12/411	TN/69	Stop stud for pawl carrier	2
A2/412F		Stop stud nut for pawl carrier	2
A2/413	TN/64	Peg for pawl carrier	2
D12/414	TN/63	Pawl carrier	
D12/415	TN/70	Pawl carrier spacing washer	
A2/417	TN/65	Pawl (plain)	
A2/418	TN/66	Pawl (forked)	
A2/419	TN/61	Pawl return spring	
A2/420	TN/67	Pawl pin	
A2/421	TN/60	Pawl pin nut	
D12/422	TN/68	Ratchet plate with spindle	
D12/423	TN/71	Cam plate	
D12/1010	TN/74	Bronze bush inner for gear change	
D12/1011		Bronze bush outer for gear change	

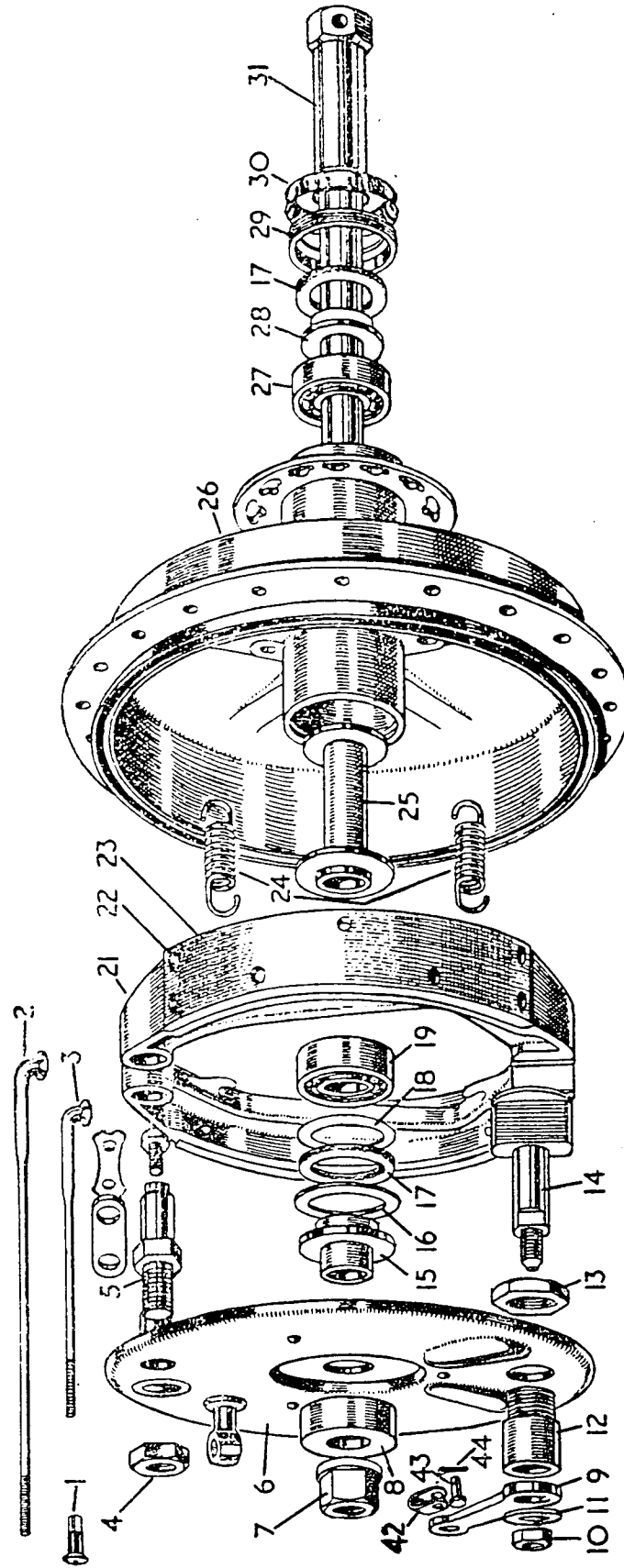
**FRONT WHEEL AND FITTINGS.**

D12/714		Front wheel complete with bearings and brake, less tyre	
D12/428		Front wheel with hub shell only	
B2/655	R.26	Front wheel hub shell with brake drum	
B2/452	R.31	Front hub spindle	
B2/453	R.8	Front hub spindle distance piece	
B2/454	R.7	Front hub spindle nut	
B2/455	R.15	Front hub brake plate distance piece	
B2/457	R.6	Front brake plate	
A2/459	R.9	Front hub brake cam lever	
B2/657	R.5	Front hub brake shoe fulcrum pin	
B2/658	R.4	Front hub brake shoe fulcrum pin nut	
B2/441	R.28	Hub bearing distance piece, plain side	
C2/656	R.25	Hub shell bearing distance tube	
B2/439	R.16	Hub bearing felt washer steel plate (brake side)	
B2/442	R.30	Hub bearing dust cover	
D12/443	R.21	Hub brake shoe with lining (each)	2
D12/444	R.23	Hub brake shoe linings (per pair)	

**REAR WHEEL AND FITTINGS.**

D12/715		Rear wheel complete with bearings and brake (less tyre)	
D12/649		Rear wheel with hub shell only	
B4/433	S.29	Hub shell only	
A2/441	S.32	Hub bearing distance, plain side (rear)	
A2/439	S.13	Hub bearing felt washer steel cup (brake side)	
D12/460	S.39	Rear hub spindle	
B2/659	S.28	Rear hub spindle washer	
B2/660		Rear hub spindle shouldered washer, plain side (for speedometer gearbox)	
D12/461	S.36	Rear hub spindle distance piece (plain side)	
B4/462	S.2	Rear hub brake plate	
D12/468	S.21	Rear hub brake drum and sprocket	
D12/465	S.1	Rear hub brake plate distance piece (outer)	
B4/661	S.12	Rear hub brake plate distance piece (inner)	
A2/454	S.27	Rear hub spindle nut	2
D11M/469	S.7	Rear hub brake cam lever	
D11M/470	S.8	Rear hub brake cam lever return spring	

PLATE. R.



PART No.	PLATE No.	DESCRIPTION	QTY.
<b>REAR WHEEL AND FITTINGS—cont.</b>			
B4/662	....	S.26 Rear hub shell brake drum dowel	3
B4/663	....	S.25 Rear hub brake drum stud	3
B4/664	....	S.24 Rear hub shell brake drum stud nut	3
A11M/443	S.17	Rear hub brake shoes with linings (each)	2
A11M/444 (R)		Rear hub brake shoe linings (per pair)	2

**PARTS COMMON TO FRONT AND REAR HUBS.**

A2/435	R.27/S.31	Hub bearing (plain side)	2
A2/436	R.19/S.16	Hub bearing (brake side)	2
A2/440	R.29/S.33	Hub bearing lock ring (plain side)	2
A2/437	R.17/S.14	Hub bearing felt washer	2
A2/438	R.18/S.15	Hub bearing pen steel washer	2
A2/198	S.30	Hub grease nipple	2
A2/446	R.24/S.4	Hub brake shoe return spring	4
A2/447	R.20/S.3	Hub brake shoe circlip	4
A2/448	R.14/S.11	Hub brake cam with nut and washer	2
E3224	R.10/S.5	Hub brake cam nut	2
E5455	R.11/S.6	Hub brake cam nut washer	2
A2/449	R.11/S.9	Hub brake cam bush	2
A2/450	R.13/S.10	Hub brake cam bush locknut	2
A2/445	R.22/S.30	Hub brake shoe lining rivet (per set 14)	2

**WHEEL RIMS AND SPOKES.**

B11/654	....	Front wheel rim WM1-21	....
A2/432	....	Rear wheel rim WM2-19	....
A11/650	R.3	Wheel spoke, front (brake side) (per set 20)	....
A11/651	R.2	Wheel spoke, front (plain side) (per set 20)	....
B2/652	....	Wheel spoke, rear (brake drum side) (per set 20)	....
B2/653	....	Wheel spoke, rear (plain side) (per set 20)	....
A2/431	R.1	Wheel spoke nipples (per set 40)	2

**FRONT CHAINCASE AND FITTINGS.**

D12/484	....	T.5 Front chaincase, inner portion (1949)	....
E12/484	....	T.5 Front chaincase, inner portion (1950)	....
D12/485	....	T.9 Front chaincase, outer portion	....
A2/486	....	T.11 Front chaincase sealing washer	....
E3336	....	T.18 Front chaincase drain plug	....
E5264	....	T.17 Front chaincase drain plug washer	....
A2/487	....	T.14 Front chaincase inspection disc	....
A2/488	....	T.13 Front chaincase inspection disc washer	....
A2/489	....	T.12 Front chaincase inspection disc spring clip	....
E6354	....	T.7 Front chaincase inner portion crankcase attachment pin	....
A2/490	....	T.6 Front chaincase pin locking plate	....
D12/491	....	T.3 Front chaincase inner portion engine plate attachment bolt	....
E3223	....	T.2 Nut for inner portion attachment bolt	2
E5456	....	T.10 Washer for inner portion attachment bolt	2
A2/493	....	T.4 Front chaincase inner portion gearbox felt washer	....
A2/494	....	T.8 Front chaincase inner portion footrest tube felt washer	....
A2/495	....	T.16 Front chaincase outer portion securing nut	....
A2/496	....	T.15 Front chaincase outer portion securing nut washer	....

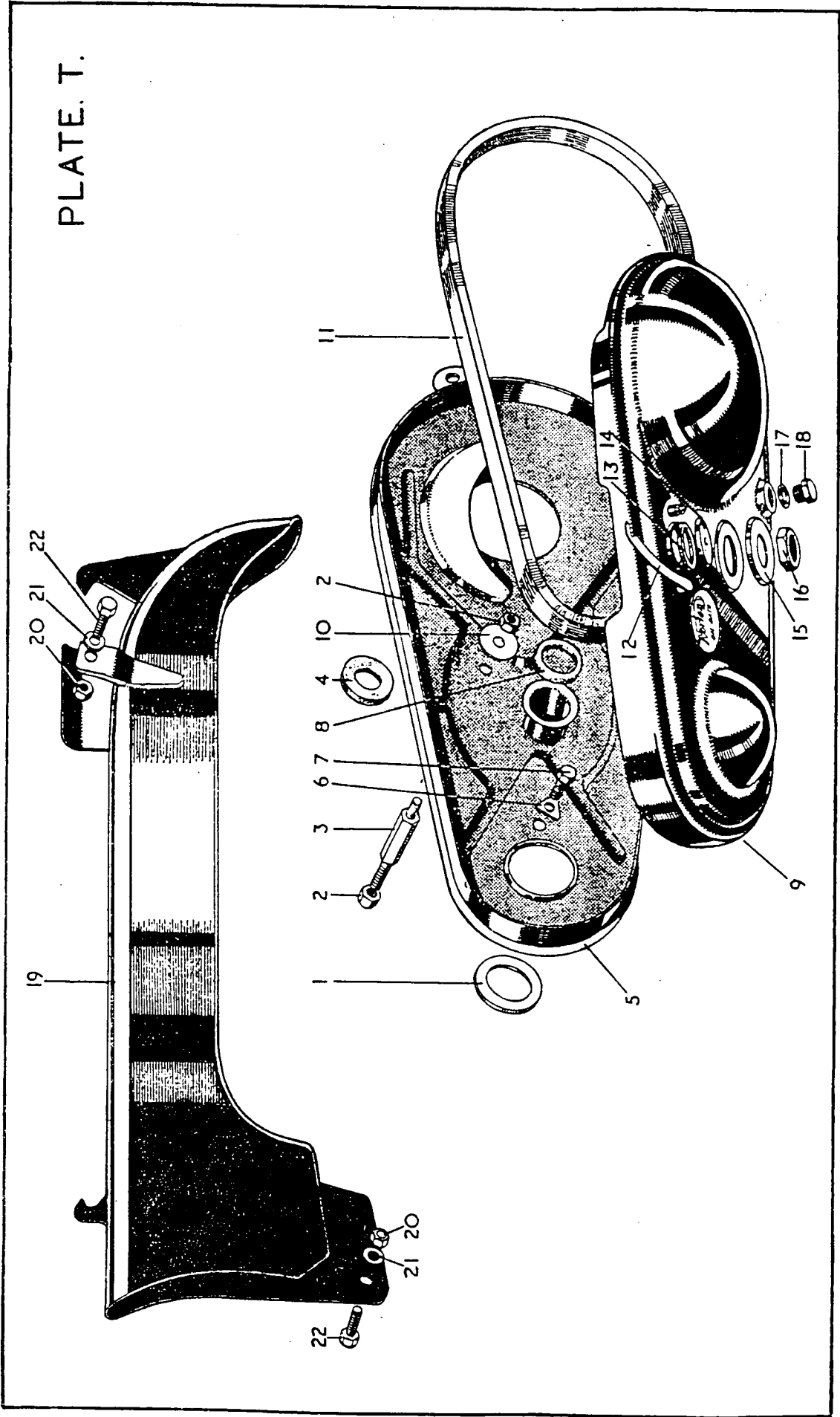
**REAR CHAINGUARD:**

D12/497	....	T.19 Rear chainguard	....
14455	....	T.22 Rear chainguard attachment bolt, front end	2
E3229	....	T.20 Rear chainguard attachment bolt nut	2
E5379	....	T.21 Rear chainguard attachment bolt washer	4
(For rear attachment see rear springing member bolt.)			

**REAR BRAKE PEDAL AND FITTINGS.**

D12/498	....	Rear brake pedal	....
A2/500	....	Rear brake pedal grease nipple	....
A2/501	....	Rear brake pedal adjuster and locknut	....
D12/502	....	Rear brake pedal pivot bolt	....
E3223	....	Rear brake pedal pivot bolt nut	....

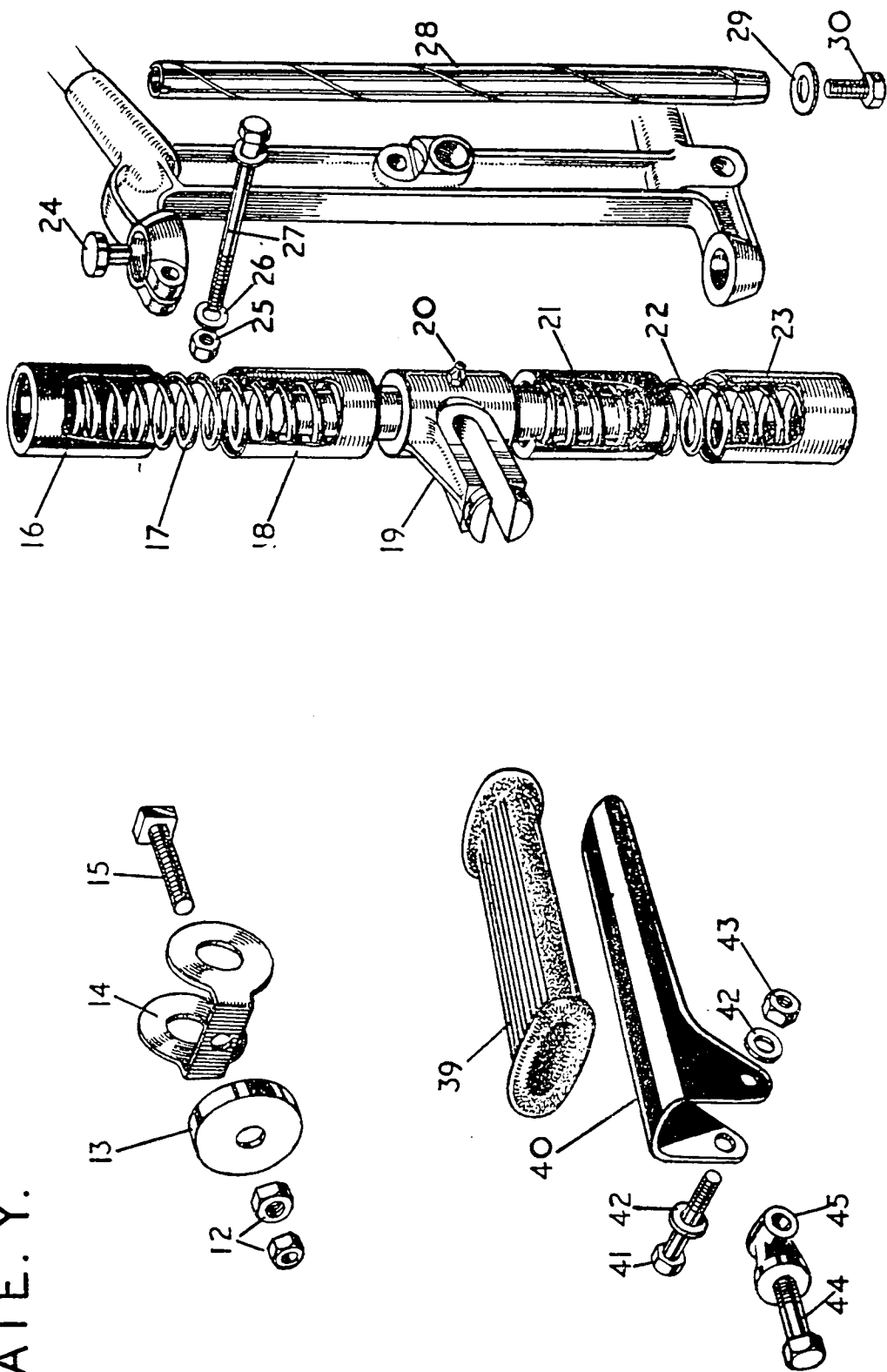
PLATE. T.



PART No.	PLATE No.	DESCRIPTION	QTY.
<b>REAR BRAKE PEDAL AND FITTINGS—cont.</b>			
E5456	....	Rear brake pedal pivot bolt washer	....
B4/503	....	Rear brake rod	....
A2/504	....	Rear brake rod jaw joint	....
D12/505	....	Rear brake rod adjuster	....
A2/506	....	Rear brake rod jaw joint pin	....
A2/195	....	Rear brake rod jaw joint split pin	....
<b>FOOTRESTS AND FITTINGS.</b>			
A2/507	....	Footrest rubber	2
A2/508	....	Footrest rubber bolt and nut	4
A2/509	....	Footrest pad holder	2
D12/510	....	Footrest rod	....
E3226	....	Footrest rod nut (plain)	....
E3220	....	Footrest rod nut (domed)	....
E5377	....	Footrest rod washer	2
A2/512 (L.H.)	....	Footrest hanger with spindle (left hand)	....
D12/512 (R.H.)	....	Footrest hanger with spindle (right hand)	....
A2/513 (L.H.)	....	Footrest hanger only (left hand)	....
D12/513 (R.H.)	....	Footrest hanger only (right hand)	....
A2/514	....	Footrest hanger spindle only	2
A2/515	....	Footrest hanger spindle nut	2
E5376	....	Footrest hanger spindle washer	2
<b>ENGINE PLATES.</b>			
D12/522	....	Front engine plate, L.H. or R.H.	2
D12/516	....	Rear engine plate with footrest tube (L.H.) (1949)	....
E12/516	....	Rear engine plate with footrest tube (L.H.) (1950)	....
D12/517	....	Rear engine plate (R.H.)	....
<b>ENGINE SPROCKET.</b>			
D12/473	TA/129	Engine sprocket	....
A2/474	TA/127	Engine sprocket key	....
A2/475	TA/130	Engine sprocket locknut	....
<b>FRONT AND REAR CHAINS.</b>			
D12/477	....	Front chain (76 link)	....
D12/478	....	Rear chain (89 link)	....
A2/479	....	Front chain spring link	....
A2/480	....	Front chain cranked link	....
A2/481	....	Rear chain spring link	....
A2/482	....	Rear chain cranked link	....
<b>REAR CHAIN ADJUSTERS.</b>			
B4/483	....	Rear chain adjuster complete	2
B4/665	Y.14	Rear chain adjuster stirrup	2
B4/666	Y.15	Rear chain adjuster bolt	2
B4/667	Y.12	Rear chain adjuster bolt nut	2
B4/668	Y.13	Rear chain adjuster fork end cap	2
<b>FRAMES.</b>			
D12/518	..	Frame only with head races	1
A2/519	....	Frame head race, top	1
A2/520	....	Frame head race, bottom	1
A2/521	....	Frame head balls (per set 34)	1
13195	....	Frame fork stop bolt	2
11796	....	Frame fork stop bolt washer	4
B2/877	....	Frame fork stop bolt distance piece	2
<b>FRAME REAR SPRINGING.</b>			
D12/669	....	Frame fork end, left hand	1
B4/670	Y.19	Frame fork end, right hand	1
A2/500	Y.20	Frame fork end grease nipple	2
B4/671	Y.28	Frame fork end main rod	2
B4/672	Y.30	Frame fork end main rod bottom bolt	2
11181	Y.29	Frame fork end main rod bottom bolt washer	2
B4/673	Y.24	Frame fork end main rod plug	2



PLATE. Y.



PART No.	PLATE No.	DESCRIPTION	QTY.
<b>FRAME REAR SPRINGING—cont.</b>			
E4261	....	Y.27 Rear frame member pinch bolt (nearside)	1
11304	....	Rear frame member pinch bolt (offside)	1
E3223	....	Y.25 Rear frame member pinch bolt nut	2
11796	....	Y.26 Rear frame member pinch bolt washer	4
B4/674	....	Y.17 Frame fork end top spring	2
B4/675	....	Y.16 Frame fork end top spring cover, outer	2
B4/676	....	Y.18 Frame fork end top spring cover, inner	2
B4/677	....	Y.22 Frame fork end bottom spring	2
B4/678	....	Y.23 Frame fork end bottom spring cover, outer	2
B4/679	....	Y.21 Frame fork end bottom spring cover, inner	2

**PROP STAND AND FITTINGS.**

B4/524	....	Prop stand	2
A11/525	....	Prop stand bolt	2
A2/527	....	Prop stand return spring	2
E12/1014	....	Side prop stand	2
E2/1015	....	Side prop stand spring	2
E12/1016	....	Side prop stand fixing plate	2
E6706	....	Side prop stand head bolt	2
12079	....	Side prop stand head bolt nut	2

**FRONT MUDGUARD, STAYS AND FITTINGS.**

D12/529	....	Front mudguard with number plate studs	2
D12/530	....	Front mudguard stay, left or right hand	2
E3223	....	Front mudguard stay nut	2
E5456	....	Front mudguard stay washer	2
14455	....	Front mudguard stay fork end bolt	2
E5379	....	Front mudguard stay fork end bolt washer	2
T1085	....	Front mudguard centre stay fork attachment stud	4
E3229	....	Front mudguard centre stay stud nut	4
E5379	....	Front mudguard centre stay stud washer	4
E3262	....	Front mudguard stand attachment bolt	2
E3223	....	Front mudguard stand attachment bolt plain nut	2
E3218	....	Front mudguard stand attachment bolt domed nut	2
E5456	....	Front mudguard stand attachment bolt washer	2

**REAR MUDGUARD, STAYS AND FITTINGS.**

D12/534	....	Rear mudguard complete	2
D12/535 (F.)	....	Rear mudguard, front half	2
D12/535 (R.)	....	Rear mudguard, rear half	2
12135	....	Bolt attaching front and rear halves of mudguard	2
E3223	....	Nut attaching front and rear halves of mudguard	2
E5456	....	Washer attaching front and rear halves of mudguard	2
E6354	....	Bolt attaching mudguard to bottom frame lug	2
E3223	....	Nut attaching mudguard to bottom frame lug	2
E5456	....	Washer attaching mudguard to bottom frame lug	2
E6354	....	Bolt attaching mudguard to top frame lug	2
E3223	....	Nut attaching mudguard to top frame lug	2
E5456	....	Washer attaching mudguard to top frame lug	2
D12/536 (L.H.)	....	Rear mudguard stay and handle (L.H.)	4
D12/536 (R.H.)	....	Rear mudguard stay and handle (R.H.)	4
E3223	....	Nut for mudguard stay	4
E5456	....	Washer for mudguard stay	4

**NUMBER PLATES, FRONT AND REAR.**

A2/531	....	Front number plate	2
A2/533	....	Front number plate pin and nut	2
A2/875	....	Front mudguard number plate clip and nut	2
D2/532	....	Rear number plate	2
14468	....	Rear number plate pins (top)	2
14455	....	Rear number plate pins (bottom)	2
E3229	....	Rear number plate pin nuts	4
E5379	....	Rear number plate pin washer	4

PART No.	PLATE No.	DESCRIPTION	QTY.
<b>TOOL-BOX.</b>			
D12/538	....	Tool box	....
A2/539	....	Tool box knob	....
A2/281	....	Tool box knob cotter pin	....
14455	....	Tool box bolt attaching to mudguard	....
E3229	....	Nut for bolt	2
E5379	....	Washer for bolt	2
		(Rear of tool box attached to frame by pillion footrest lug bolt.)	4
<b>SADDLE.</b>			
D12/540	....	Saddle	....
D12/541	....	Saddle spring	....
14425	....	Saddle spring frame stud	2
E3223	....	Nut for saddle spring stud	2
E5456	....	Washer for saddle spring stud	8
12080	....	Saddle front anchor bolt	4
E3223	....	Saddle front anchor bolt nut	....
E5379	....	Saddle front anchor bolt washer	....
<b>FRONT STAND.</b>			
A2/544	....	Front stand	....
E6354	....	Front stand attachment pin	....
E5379	....	Front stand attachment pin washer	2
E3223	....	Front stand attachment pin nut	2
<b>BATTERY CARRIER.</b>			
D12/586	....	Battery carrier (1949)	....
E12/586	....	Battery carrier (1950)	....
E6354	....	Battery carrier top fixing bolt	....
E3798	....	Battery carrier bottom fixing bolt	....
11796	....	Washer for battery carrier bolt	2
			3
<b>SPEEDOMETER AND FITTINGS.</b>			
D12/545	....	Speedometer head	....
B2/681	....	Speedometer head rubber washer	....
B2/555	....	Speedometer head attachment bracket	....
B2/556	....	Speedometer head securing nut	....
B2/557	....	Speedometer head securing washer	2
B2/552	....	Speedometer cable complete	2
B2/553	....	Speedometer cable, outer	....
B2/554	....	Speedometer cable, inner	....
B2/564	....	Speedometer gearbox complete	....
<b>PILLION FOOTRESTS.</b>			
A2/582	Y.40	Pillion footrest hanger, L.H. or R.H.	....
A2/583	Y.39	Pillion footrest rubber, L.H. or R.H.	....
E3801	Y.41	Pillion footrest attachment bolt	....
5790A	Y.42	Pillion footrest attachment bolt spring washer	2
E3223	Y.43	Pillion footrest attachment bolt nut	2
A2/584	....	Pillion footrest complete (per pair)	....
B4/686	Y.45	Frame pillion footrest lug	....
11601	Y.44	Frame pillion footrest lug bolt	2
			2
<b>HEADLAMP AND PARTS.</b>			
50788	....	Headlamp complete (SSU.700P)	....
112201	....	Headlamp fixing bolt	....
506860	....	Headlamp rim	....
507586	....	Headlamp glass	....
508736	....	Headlamp glass cork washer	....
364455	....	Ammeter	....
351551	....	Switch complete	....
SK49	....	Headlamp switch lever and screw	....
380501	....	Headlamp dipper switch	....
		(State size of headlamp when ordering parts.)	....

PART No.	PLATE No.	DESCRIPTION	QTY.
<b>REAR LAMP AND FITTINGS.</b>			
53056	....	Rear lamp complete (MT211)	....
526232	....	Rear lamp cover assembly	....
526239	....	Rear lamp flange assembly	....
<b>VOLTAGE REGULATOR AND FITTINGS.</b>			
37097	....	Voltage regulator MCR2	....
12343	....	Voltage regulator fixing pin	2
E3229	....	Voltage regulator fixing pin nut	4
E5379	....	Voltage regulator fixing pin washer	4
<b>ELECTRIC HORN AND FITTINGS.</b>			
069343	....	Electric horn and bracket	....
701686	....	Electric horn bracket	....
13299	....	Electric horn frame attachment bolt	....
<b>TOOLS.</b>			
A2/561	....	Tyre inflator with connection	....
A2/562	....	Tyre inflator connection	....
D12/563	....	Tool roll complete with tools	....
A2/565	....	Double ended spanner, $\frac{3}{8}$ in. x $\frac{1}{2}$ in.	....
A2/566	....	Double ended spanner, $\frac{1}{2}$ in. x $\frac{3}{4}$ in.	....
A2/567	....	Screwdriver	....
D12/568	....	Tappet spanners (per pair)	....
A2/570	....	Wheel nut box spanner	....
A3/571	....	Sparking plug spanner	....
A2/573	....	Tyre lever	2
A2/574	....	Wheel spindle spanner	....
A2/578	....	Single ended spanner, $\frac{1}{2}$ in.	....
A3/579	....	Exhaust pipe "C" spanner	....
A2/581	....	Tommy bar	....
B2/682	....	Front fork crown and column locknut spanner	....
B2/683	....	Front fork filler plug and head adjuster nut spanner	....
B2/684	....	Front fork main tube top bush locking spanner	....
B2/685	....	Pull through for road holder fork	....
<b>TRANSFERS.</b>			
A2/865	....	Petrol tank name transfer	2
A2/866	....	Petrol tank name transfer top panel	....
A2/867	....	Front chaincase transfer	....
A2/868	....	Oil tank transfer (minimum oil level)	....
A2/869	....	Rear mudguard transfer	....
(PLEASE NOTE.—Panels, Red and Black lines cannot be supplied. These are painted by hand.)			
<b>RUBBER CABLE CLIPS.</b>			
Size "A"	....	For clutch, air throttle mag. cables and headlamp cable harness to top frame tube	....
Size "D"	....	For tail lamp lead	....
Size "S"	....	For speedometer cable and battery lead	....